

CRIME IN VIRGINIA 2020



Compiled
by the
**Data Analysis
& Reporting
Team**

Department
of
State Police

CRIME IN VIRGINIA



JANUARY-DECEMBER, 2020

Virginia Uniform Crime Reporting Program

DEPARTMENT OF STATE POLICE
Colonel Gary T. Settle Superintendent
RICHMOND

Foreword

Crime is of great concern to all citizens of Virginia. By use of crime statistics, criminal justice agencies can make an informed decision concerning the most efficient and effective manner in which to dedicate their limited resources toward the reduction of crime in their communities. The Uniform Crime Reporting (UCR) Program is a system of collecting and analyzing crime statistics gathered on selected crimes by participating law enforcement agencies throughout the Commonwealth. We acknowledge the efforts made by these agencies in making this report accurate and concise.

All information in this report uses an incident based reporting format. The Incident Based Reporting (IBR) central repository went into production in January 1994. At that time all contributing agencies were given five years to convert their summary system into an incident based system. By 2000, all participating agencies were reporting incident based data. As of 2019, we at the Department of State Police, procured a new repository system for better quality control and release of crime data throughout the Commonwealth. The results of the new repository system are reflected in the updated layout and reports for this year's Crime In Virginia report.

Annual crime data for individual agencies is located in the section entitled "NIBRS Agency Crime Overview". Please note that if an agency did not submit an entire year of data, the footnote beside the agency's name represents the number of months of submission. The statewide population 8,586,967 is a 2020 provisional estimate provided by the Weldon Cooper Center For Public Service, University of Virginia.

In accordance with the *Code of Virginia*, the Department of State Police, as the central repository, collects crime information from participating agencies. The most accurate information available in Virginia is used to generate the statistics contained in this annual report. IBR statistics were originally for police agencies only, but community concern has generated a use by both public and private sources. This use increases yearly. The IBR information has become the primary vehicle used to evaluate levels of criminal activity in jurisdictions throughout Virginia.

The participation and cooperation of all agencies making this publication possible is sincerely appreciated. The quality of the program continues to be maintained through their cooperative efforts.

Colonel Gary T. Settle
Superintendent

Dedication

This publication is dedicated to the memory of the following law enforcement officers who died while performing their duties during 2020.

Police Officer Katherine Mary Thyne
Newport News Police Department

Age: 24

Tour: 1 year

End of Watch: Thursday, January 23, 2020



2020

Facts At A Glance

- The total number of incidents reported was 338,784. (Page 10)
- The total number of offenses reported was 379,450 and the month of January had the greatest number of offenses reported with 36,043. (Page 9 & 10)
- In the number of reported incidents, there were 394,553 Group A Crimes reported by the contributing agencies. (Page 8)
- There were 15,713 violent crime offenses involving 18,173 victims. Of all violent crime offenses, 51% occurred at a residence. (Page 53)
- There were 4,679 victims of the 4,423 forcible sex offenses reported by the contributing agencies. (Page 19)
- The total theft of property was \$357,789,863 and stolen automotive property accounted for a property loss of \$136,782,375. (Page 46)
- Firearms represented 41% of all known weapons used in aggravated assaults. Of all victims of aggravated assault, 56.8% had some type of injury. (Page 16)
- There were 1,973 assaults on officers reported in Virginia. More than one-quarter (27.3%) involved some type of injury to the officer. (Page 57)
- Of the 190 hate crime offenses reported, 77% of these were assault offenses (aggravated assault, simple assault) or vandalism/damage of property offenses. (Page 53)
- Drug arrests decreased by more than a third (36.7%) with the largest decrease in the under 18 age group (49%). (Page 49)
- The number of reports of drugs seized decreased for nearly all drug types, especially marijuana (31.7%), due in large part to decriminalization of the drug effective July 1, 2020. (Page 48)

Data fluctuates as investigations continue. The data reflected in this publication is as of March 15, 2021. If an occurrence or incident date is unknown, the date used for data collection is the date the incident was reported. If a range of dates, the date used is the first date of the range.

Clearance Rates: The IBR system does not accurately reflect the volume of clearances each department produces in a given year. Additionally, the number of arrests in a jurisdiction does not provide precise offense clearance information in that one person arrested could clear multiple offenses. Please contact individual agencies for incident clearance information.

TABLE OF CONTENTS

2020 VIRGINIA UNIFORM CRIME REPORTING PROGRAM

History	1
UCR System Objectives	1
Incident Based Reporting	2
Crime Factors	3
Definition of Incident, Offense & Crime	4
Definitions of Offense Categories	5
Definitions of Group A Offenses	6
Definitions of Group B Arrests	7
Crime Trends	8
Monthly Group A Offense Categories	9
Group A Incidents Crime Clock	10

CRIMES AGAINST PERSONS

Murder / Nonnegligent Manslaughter	12
Aggravated Assault	15
Forcible Sex Offenses	19
Kidnapping/Abduction	23

CRIMES AGAINST PROPERTY

Robbery	27
Burglary	32
Fraud	35
Larceny	39
Motor Vehicle Theft	43
Value of Property Loss	46
Value of Property Stolen & Recovered by Property Type	46
Value of Property Stolen by Type of Offense	46

CRIMES AGAINST SOCIETY

Drug/Narcotics Violations and Drug Equipment Violations	48
Pornography/Obscene Material	50

VIOLENT CRIME	
Definition, Offenses, and Victims	53
Location Type	53
Day of Week & Time of Day	53
Offender Suspected of Using	53
Victims	54
Offenders	56
Type of Weapon/Force Involved	57
Type of Firearm	57
Type of Weapon/Force by Offense	57
 HATE CRIME	
Definition & Offenses	59
Hate Crime-Bias Category	59
Offense Involving Hate Crime-Bias	59
Specific Bias Sub-Categories	59
Victims	60
Offenders	62
 STATEWIDE ARREST DATA	
All Arrestees by Age Range	65
All Arrestees by Race	65
All Arrestees by Sex	65
Arrestee Armed with (Weapon Type)	65
Group A & B Arrests	66
By Offense	
By Age Range	68
Offense by Race	70
Offense by Sex	72
 LAW ENFORCEMENT OFFICERS KILLED AND ASSAULTED	
Definition	75
Officer Assaults by Officer Activity	75
Assaults by Day of Week & Time	75
Assaults by Type of Officer Assignment	75
Assaults by Type of Weapon Assaults	76
by Type of Injury Sustained	76
 OFFICER-INVOLVED SHOOTING	78
 FULL-TIME LAW ENFORCEMENT EMPLOYEES	80
 NIBRS AGENCY CRIME OVERVIEW	82

Virginia Uniform Crime Reporting Program

HISTORY

Development of the nationwide summary Uniform Crime Reporting (UCR) Program began nearly ninety years ago. In 1930, crime counts were first requested from local police departments, with the Federal Bureau of Investigation designated by Congress to collect, compile, and analyze these figures. The Committee on Uniform Crime Records of the International Association of Chiefs of Police played a primary role in the origin and development of the UCR Program and serves in a strong advisory capacity. In 1966, the National Sheriffs' Association (NSA) established a Committee on Uniform Crime Reporting to serve in an advisory capacity to the NSA membership and the National Uniform Crime Reporting Program. Today, this committee and similar committees within the state law enforcement associations are active in promoting interest in the UCR Program. Standardized offense classifications and scoring procedures to ensure uniformity and consistency of data were major components in all of these reports. All of the Uniform Crime Reports were designed to be a by-product of information that a law enforcement agency should routinely compile for its own efficient administration and performance. The underlying philosophy and focus is and always has been oriented toward the creation of police statistics for use by law enforcement agencies. The unique nature of the program, however, also makes the data invaluable for use by elected officials and the public.

The FBI has actively assisted individual states in the development of statewide programs of police statistics compatible with the national system. These state statistical programs provide the advantage of increased coverage of reporting by law enforcement agencies. State systems also provide direct and frequent service to law enforcement agencies in assuring completeness and quality of information provided by them. Through coordination by the state collection agency, the data is available for use by the state while substantially streamlining the collection and reporting machinery for the national program.

Prior to June 30, 1974, no mandatory uniform crime reporting law existed in Virginia, and of the 288 agencies in the Commonwealth, 162 or 56% were voluntarily reporting directly to the Federal Bureau of Investigation. As of 2020, participation is at 99%, covering most of the Commonwealth. Effective law enforcement requires the cooperation and coordination of all law enforcement agencies within and among political subdivisions. Such efforts become possible only through the collection and statistical analyses of complete and accurate information.

The need for complete and accurate information on the number of offenses and offenders was long recognized in the state. The system developed in Virginia produced vital information that assisted law enforcement agencies throughout the state by furnishing information for management decisions and planning programs. Virginia has now converted to a more extensive data collection system. This new system is discussed on the following page.

A statewide UCR program informs the Governor, Legislature, local and state law enforcement agencies, other governmental officials, and the public as to the nature, magnitude and trends of crime in Virginia. Through the collection of timely and reliable statistical information, local and state officials are better able to assess the direction and impact of crime.

UCR SYSTEM OBJECTIVES

The fundamental objectives of the Virginia Uniform Crime Reporting Program are:

- 1) To inform the Governor, Legislature, and other governmental officials, and the public as to the nature of the crime problem in Virginia—its magnitude and its trend.
- 2) To provide law enforcement administrators with criminal statistics for administrative and operational use.
- 3) To provide base data and statistics to measure the workload and effectiveness of Virginia's criminal justice system.
- 4) To provide base data and statistics to measure the effects of prevention and deterrence programs.
- 5) To provide base data and statistics for research to improve the efficiency, effectiveness and performance of criminal justice agencies.
- 6) To provide base data to assist in the assessment of social and other causes for the development of theories of criminal behavior.

Incident Based Reporting

Virginia has been publishing crime data in an expanded format since 1994. This reporting system, fully implemented in 2000, is known as Incident Based Reporting (IBR). The following information is furnished to provide an overall description of IBR.

During the preliminary development of IBR by the Federal Bureau of Investigation, advice was solicited from the National Association of State UCR programs, the International Association of Chiefs of Police, the National Sheriffs' Association, the National Alliance of State Drug Enforcement Agencies and other federal, state and local criminal justice agencies.

The guidelines and specifications developed were provided to South Carolina for testing through a pilot program in 1987. As a result of this testing, further refinements were made. In 1988, a national conference was held to present these guidelines and obtain feedback from representatives of law enforcement agencies in attendance. Recommendations included efforts to implement this system nationally, that the Federal Bureau of Investigation would manage this program and that an Advisory Policy Board be formed to assist in the development and implementation of the new program.

Virginia formed a State UCR Committee in 1986 to follow the developments of IBR and to evaluate its impact. This committee was composed of representatives from the Virginia State Sheriffs' Association, the Virginia Association of Chiefs of Police, the Department of Criminal Justice Services, and the Department of State Police. The State UCR Committee created the UCR Forms Subcommittee, which included representatives from police and sheriffs' agencies, the State Police, and the Department of Criminal Justice Services. This subcommittee developed, tested and subsequently recommended a standard Incident Based Reporting form for use in Virginia. The Forms Subcommittee recommended this form be used at the option of the reporting agencies. Agencies, however, may use their own form to report the required data to the central repository. It is important, at this point, to recognize that the purpose of these forms was to *collect* the various information concerning criminal activity. Because of the numerous data elements collected, law enforcement agencies *report* this data to the central repository via an automated system.

The UCR Committee recommended that the Superintendent of the Department of State Police adopt the minimum, mandatory data standards recommended by the FBI and proceed with implementation of Incident Based Reporting in Virginia. In addition, the committee recommended that the data be collected which would relate the property to the offense, the type of property security/alarm system used, and the means by which the offender left the scene of the offense. Additional data is also collected on Law Enforcement Officers Killed and Assaulted (LEOKA), providing description of activities and assignments the officer was performing at the time of the offense, as well as offenses that were also classified as Hate Crimes (i.e. bias motivated).

Some of the major benefits derived from the IBR system include: greater specificity in reporting; more correlation between offenses, property, victims, offenders, and arrestees; expanded victim/offender relationships; distinction between attempted and completed crimes and increased reporting of various circumstances relative to specific crimes. The IBR system requires that extensive data be reported for *each crime* occurring during a particular incident. Under the old summary system, only limited data concerning the *most serious crime* occurring during a particular incident was reported.

Information relating to two different levels of offenses is collected by the IBR system. The most serious offenses are designated as Group "A"; the less serious offenses are designated as Group "B". Group A offenses consist of 24 categories of crimes involving 52 different offenses; a maximum of 10 offenses per incident may be reported. Agencies are required to report 75 data elements for Group A offenses. Group B offenses, consisting of 10 crimes, only require reporting arrest data. Group A and B offense categories along with their definitions are provided beginning on page five.

While these figures are the most accurate available, it must be remembered that they represent a "snapshot" of incidents reported by local law enforcement agencies as well as follow UCR definitions. As such, it is possible that the number and categorization of offenses may differ when comparing these data with those from individual reporting agencies. If there are concerns with these differences, it is suggested that you contact the agency directly.

Crime Factors

Direct comparisons or rankings of individual cities and counties based solely on the data presented in this publication should be done with caution. There are many factors that influence or contribute to crime. Crime in Virginia, however, restricts itself to population size alone to establish a crime rate. According to the FBI UCR Proper Use Guidelines, in addition to population size, some other factors believed to affect the type and volume of crime include:

- 1) Population density and degree of urbanization;
- 2) Variations in composition of the population, particularly youth concentration;
- 3) Stability of the population with respect to residents; mobility, commuting patterns, and transient factors;
- 4) Economic conditions, including median income, poverty level, and job availability;
- 5) Modes of transportation and highway systems;
- 6) Cultural factors and educational, recreational, and religious characteristics;
- 7) Family conditions with respect to divorce and family cohesiveness;
- 8) Climate;
- 9) Effective strength of law enforcement agencies;
- 10) Administrative and investigative emphases on law enforcement;
- 11) Policies of other components of the criminal justice system (i.e., prosecutorial, judicial, correctional, and probational);
- 12) Citizens' attitudes toward crime; and
- 13) Crime reporting practices of the citizenry.

Ranking agencies based solely on UCR data has serious implications. In order to obtain a valid picture of an agency's effectiveness, data users must consider an agency's emphases and resources; and its crime, clearance, and arrest rates; along with other appropriate factors.

Definition of Crimes, Offenses, and Incidents

Number of Crimes:

The Number of Crimes measure is calculated using the FBI Unit of Count. It is set to the number of offenses except in the following cases:

- If Offense Type is Crimes against Person, then the count is set to Number of Victims.
- If Offense Type is Motor Vehicle Theft, then the count is set to Attempted Motor Vehicle Thefts plus the Number of Stolen Motor Vehicles.

Number of Offenses:

This Measure counts the Number of offenses that match the selections.

In the case of violent crime, it counts 1 regardless of multiple victims and should not be used for disseminating NIBRS reportable crimes using the FBI rules of counting; Refer to the Number of Crimes above.

Number of Incidents:

This measure counts the number of incidents with a specific offense type submitted. This value is typically lower than the number of offenses, as multiple offenses may be committed within a single incident.

GROUP A OFFENSE DEFINITIONS

Animal Cruelty: Intentionally, knowingly, or recklessly taking an action that mistreats or kills any animal without just cause, such as torturing, tormenting, mutilation, maiming, poisoning, or abandonment.

Arson: To unlawfully and intentionally damage or attempt to damage any real or personal property by fire or incendiary device

Aggravated Assault: An unlawful attack by one person upon another wherein the offender uses a weapon or displays it in a threatening manner, or the victim suffers obvious severe or aggravated bodily injury involving apparent broken bones, loss of teeth, possible internal injury, severe laceration, or loss of consciousness

Simple Assault: An unlawful physical attack by one person upon another where neither the offender displays a weapon, nor the victim suffers obvious severe or aggravated bodily injury involving apparent broken bones, loss of teeth, possible internal injury, severe laceration, or loss of consciousness

Intimidation: To unlawfully place another person in reasonable fear of bodily harm through the use of threatening words and/or other conduct but without displaying a weapon or subjecting the victim to actual physical attack

Bribery: The offering, giving, receiving, or soliciting of anything of value (e.g., a bribe, gratuity, or kickback) to sway the judgment or action of a person in a position of trust or influence

Burglary/Breaking and Entering: The unlawful entry into a building or other structure with the intent to commit a felony or a theft

Counterfeiting/Forgery: The altering, copying, or imitation of something, without authority or right, with the intent to deceive or defraud by passing the copy or thing altered or imitated as that which is original or genuine; or, the selling, buying, or possession of an altered, copied, or imitated thing with the intent to deceive or defraud

Destruction/Damage/Vandalism of Property: To willfully or maliciously destroy, damage, deface, or otherwise injure real or personal property without the consent of the owner or the person having custody or control of it

Drug/Narcotic Violations: The unlawful cultivation, manufacture, distribution, sale, purchase, use, possession, transportation, or importation of any controlled drug or narcotic substance

Drug Equipment Violations: The unlawful manufacture, sale, purchase, possession, or transportation of equipment or devices utilized in preparing and/or using drugs or narcotics

Embezzlement: The unlawful misappropriation by an offender to his/her own use or purpose of money, property, or some other thing of value entrusted to his/her care, custody, or control

Extortion/Blackmail: To unlawfully obtain money, property, or any other thing of value, either tangible or intangible, through the use or threat of force, misuse of authority, threat of criminal prosecution, threat of destruction of reputation or social standing, or through other coercive means

False Pretenses/Swindle/Confidence Game: The intentional misrepresentation of existing fact or condition or the use of some other deceptive scheme or device to obtain money, goods, or other things of value

Credit Card/Automated Teller Machine Fraud: The unlawful use of a credit (or debit) card or automated teller machine for fraudulent purposes

Impersonation: Falsely representing one's identity or position and acting in the character or position thus unlawfully assumed to deceive others and thereby gain a profit or advantage, enjoy some right or privilege, or subject another person or entity to an expense, charge, or liability that would not have otherwise been incurred

Welfare Fraud: The use of deceitful statements, practices, or devices to unlawfully obtain welfare benefits would not have otherwise been incurred

Wire Fraud: The use of an electric or electronic communications facility to intentionally transmit a false and/or deceptive message in furtherance of a fraudulent activity

Identity Theft: Wrongfully obtaining and using another person's personal data (e.g., name, date of birth, Social Security number, driver's license number).

Hacking/Computer Invasion: Wrongfully gaining access to another person's or institution's computer software, hardware, or networks without authorized permissions or security clearances.

Betting/Wagering: To unlawfully stake money or something else of value on the happening of an uncertain event or on the ascertainment of a fact in dispute

Operating/Promoting/Assisting Gambling: To unlawfully operate, promote, or assist in the operation of a game of chance, lottery, or other gambling activity

Gambling Equipment Violations: To unlawfully manufacture, sell, buy, possess, or transport equipment, devices, and/or goods used for gambling purposes

Sports Tampering: To unlawfully alter, meddle in, or otherwise interfere with a sporting contest or event for the purpose of gaining a gambling advantage

Murder and Non-Negligent Manslaughter: The willful (non-negligent) killing of one human being by another

Negligent Manslaughter

The killing of another person through negligence

Human Trafficking, Commercial Sex Acts: Inducing a person by force, fraud, or coercion to participate in commercial sex acts, or in which the person induced to perform such act(s) has not attained 18 years of age

Human Trafficking, Involuntary Servitude: The obtaining of a person(s) through recruitment, harboring, transportation, or provision and subjecting such persons by force, fraud, or coercion into involuntary servitude, peonage, debt bondage, or slavery (not to include commercial sex acts)

Kidnapping/Abduction: The unlawful seizure, transportation, and/or detention of a person against his/her will or of a minor without the consent of his/her custodial parent(s) or legal guardian

Pocket-picking: The theft of articles from another person's physical possession by stealth where the victim usually does not become immediately aware of the theft

Purse-snatching: The grabbing or snatching of a purse, handbag, etc., from the physical possession of another person

Shoplifting: The theft by someone other than an employee of the victim of goods or merchandise exposed for sale

Theft From Building: A theft from within a building which is either open to the general public or to which the offender has legal access

Theft From Coin-Operated Machine or Device: A theft from a machine or device that is operated or activated by the use of coins

Theft From Motor Vehicle (except Theft of Motor Vehicle Parts or Accessories): The theft of articles from a motor vehicle, locked or unlocked

Theft of Motor Vehicle Parts or Accessories: The theft of any part or accessory affixed to the interior or exterior of a motor vehicle in a manner which would make the item an attachment of the vehicle or necessary for its operation

All Other Larceny: All thefts that do not fit any of the definitions of the specific subcategories of Larceny/Theft listed above

Motor Vehicle Theft: The theft of a motor vehicle

Pornography/Obscene Material: The violation of laws or ordinances prohibiting the manufacture, publishing, sale, purchase, or possession of sexually explicit material, e.g., literature or photographs

Prostitution: To engage in commercial sex acts for anything of value

Assisting or Promoting Prostitution: To solicit customers or transport persons for prostitution purposes; to own, manage, or operate a dwelling or other establishment for the purpose of providing a place where prostitution is performed; or to otherwise assist or promote prostitution

Purchasing Prostitution: To purchase or trade anything of value for commercial sex acts

Robbery: The taking or attempting to take anything of value under confrontational circumstances from the control, custody, or care of another person by force or threat of force or violence and/or by putting the victim in fear of immediate harm

Rape: The carnal knowledge of a person, without the consent of the victim, including instances where the victim is incapable of giving consent because of his/her age or because of his/her temporary or permanent mental or physical incapacity

Sodomy: Oral or anal sexual intercourse with another person, without the consent of the victim, including instances where the victim is incapable of giving consent because of his/her age or because of his/her temporary or permanent mental or physical incapacity

Sexual Assault With An Object: To use an object or instrument to unlawfully penetrate, however slightly, the genital or anal opening of the body of another person, without the consent of the victim, including instances where the victim is incapable of giving consent because of his/her age or because of his/her temporary or permanent mental or physical incapacity

Fondling: The touching of the private body parts of another person for the purpose of sexual gratification, without the consent of the victim, including instances where the victim is incapable of giving consent because of his/her age or because of his/her temporary or permanent mental or physical incapacity

Incest: Non-Forcible sexual intercourse between persons who are related to each other within the degrees wherein marriage is prohibited by law

Statutory Rape: Non-Forcible sexual intercourse with a person who is under the statutory age of consent

Stolen Property Offenses: Receiving, buying, selling, possessing, concealing, or transporting any property with the knowledge that it has been unlawfully taken, as by burglary, embezzlement, fraud, larceny, robbery, etc.

Weapon Law Violations: The violation of laws or ordinances prohibiting the manufacture, sale, purchase, transportation, possession, concealment, or use of firearms, cutting instruments, explosives, incendiary devices, or other deadly weapons

GROUP B OFFENSE DEFINITIONS

Bad Checks (except Counterfeit Checks or Forged Checks): Knowingly and intentionally writing and/or negotiating checks drawn against insufficient or nonexistent funds

Curfew/Loitering/Vagrancy Violations: The violation of a court order, regulation, ordinance, or law requiring the withdrawal of persons from the streets or other specified areas; prohibiting persons from remaining in an area or place in an idle or aimless manner; or prohibiting persons from going from place to place without visible means of support

Disorderly Conduct: Any behavior that tends to disturb the public peace or decorum, scandalize the community, or shock the public sense of morality

Driving Under the Influence: Driving or operating a motor vehicle or common carrier while mentally or physically impaired as the result of consuming an alcoholic beverage or using a drug or narcotic

Drunkenness (except Driving Under the Influence): To drink alcoholic beverages to the extent that one's mental faculties and physical coordination are substantially impaired

Family Offenses, Nonviolent: Unlawful, nonviolent acts by a family member (or legal guardian) that threaten the physical, mental, or economic well-being or morals of another family member and that are not classifiable as other offenses, such as Assault, Incest, and Statutory Rape

Liquor Law Violations: The violation of laws or ordinances prohibiting the manufacture, sale, purchase, transportation, possession, or use of alcoholic beverages

Peeing Tom: To secretly look through a window, doorway, keyhole, or other aperture for the purpose of voyeurism

Trespass of Real Property: To unlawfully enter land, a dwelling, or other real property

All Other Offenses: All crimes that are not Group A offenses and not included in one of the specifically named Group B crime categories listed previously

Crime Trends

Rate per 100,000 Population

Offense Type	2020 Count	2020 Crime Rate	2019	2018	2017	2016	2015	2014
Murder and Nonnegligent Manslaughter	528	6.15	5.01	4.59	5.37	5.71	4.56	4.05
Kidnapping/Abduction	1,649	19.20	21.10	19.79	18.71	18.21	17.70	17.40
Forcible Sex Offenses	4,679	54.49	68.58	68.50	67.72	65.73	60.80	59.44
Non-Forcible Sex Offenses	149	1.74	1.57	1.95	1.74	1.63	1.68	2.27
Aggravated Assault	12,331	143.60	130.34	119.83	119.22	123.17	111.15	113.66
Simple Assault and Intimidation	79,356	924.14	1014.70	1011.78	1045.00	1049.52	1051.57	1061.67
All Human Trafficking	60	0.70	0.50	-	-	-	-	-
Arson	622	7.24	7.78	7.78	9.55	10.25	10.57	10.18
Bribery	27	0.31	0.45	0.23	0.32	0.21	0.25	0.25
Burglary/Breaking & Entering	11,413	132.91	163.76	177.35	217.19	237.13	251.32	271.85
Counterfeiting/Forgery	4,333	50.46	71.84	80.53	82.07	86.07	83.14	76.04
Destruction/Vandalism of Property	48,581	565.75	555.97	575.90	650.65	681.32	688.52	723.61
Embezzlement	1,795	20.90	30.74	29.67	32.93	32.60	32.59	35.57
Extortion/Blackmail	873	10.17	5.76	7.02	4.66	3.74	2.55	2.17
All Fraud Offenses	33,587	391.14	393.65	378.53	415.94	435.16	432.97	407.26
Robbery	2,964	34.52	41.49	42.54	51.00	57.02	53.19	51.80
All Larceny Offenses	104,837	1220.89	1380.81	1375.88	1476.60	1520.97	1537.99	1578.30
Motor Vehicle Theft	11,209	130.54	123.89	122.94	117.44	113.83	96.66	90.58
Stolen Property Offenses	1,396	16.26	16.80	17.25	18.21	16.41	14.54	15.77
All Drug Offenses	56,643	659.64	869.53	871.08	837.94	725.05	669.21	673.57
All Gambling Offenses	9	0.10	0.54	0.46	0.67	0.43	0.39	0.64
Pornography/Obscene Material	1,896	22.08	21.89	20.10	18.24	15.45	14.61	14.39
All Prostitution Offenses	371	4.32	7.21	5.98	8.90	11.67	13.41	15.53
Weapon Law Violations	14,028	163.36	144.96	141.96	146.16	130.42	115.48	106.76
Animal Cruelty	1,165	13.57	15.96	-	-	-	-	-

Crime counts are number of victims for offenses against a person, number of vehicles stolen for motor vehicle theft and number of offenses for all other offenses.

Group A Offenses by Month

Offense Type	JAN	FEB	MAR	APR	MAY	JUN	JUL	AUG	SEP	OCT	NOV	DEC
Crimes Against Person												
Murder and Nonnegligent Manslaughter	45	25	34	34	39	44	40	39	51	54	52	36
Negligent Manslaughter	3	1	4	3	2	5	9	4	4	5	1	3
Justifiable Homicide	3	1	2	1			1		2	1		1
Kidnapping/Abduction	149	130	93	108	102	116	133	157	130	126	136	113
Forcible Rape	133	152	109	78	120	159	131	142	117	134	106	101
Forcible Sodomy	43	47	31	24	26	39	52	47	37	36	32	34
Sexual Assault With An Object	26	35	22	28	24	32	30	36	40	30	24	23
Forcible Fondling	222	233	180	117	139	158	204	205	186	196	155	148
Incest	2	4	2		3	1	2	1	1	4	4	1
Statutory Rape	11	13	3	10	10	15	11	13	4	10	8	7
Aggravated Assault	730	749	738	719	873	860	905	953	892	945	821	791
Simple Assault	5,295	5,131	5,200	4,333	4,967	5,004	5,438	5,227	4,829	4,972	4,587	4,511
Intimidation	783	749	657	568	679	729	697	706	668	637	584	555
Human Trafficking, Commercial Sex Acts	2	1	5	5	8	5	3	3	1	2	3	5
Human Trafficking, Involuntary Servitude			1			2	1	1	2			
Crimes Against Property												
Arson	40	33	37	61	59	64	57	53	52	67	58	41
Bribery	3	2		2	1	1	5	2	2	3	4	2
Burglary/Breaking & Entering	1,131	991	991	850	952	901	914	951	948	964	874	946
Counterfeiting/Forgery	630	551	408	297	332	296	263	354	310	318	310	264
Destruction/Damage/Vandalism of Property	3,900	3,498	3,737	3,302	4,026	4,578	4,627	4,480	4,281	4,360	3,834	3,958
Embezzlement	222	183	144	139	122	152	151	119	137	147	135	144
Extortion/Blackmail	36	46	42	214	91	59	65	75	65	54	57	69
False Pretenses/Swindle/Confidence Game	1,504	1,317	1,256	1,222	1,292	1,358	1,371	1,361	1,317	1,292	1,269	1,197
Credit Card/Automatic Teller Fraud	698	650	511	484	529	558	561	520	559	627	569	628
Impersonation	351	409	345	302	344	345	311	273	280	264	300	270
Welfare Fraud	13	9	10	4	8	7	7	8	8	8	6	2
Wire Fraud	211	184	179	219	228	224	227	223	238	207	197	199
Identity Theft	444	386	345	339	345	336	369	350	289	352	310	357
Hacking/Computer Invasion	21	19	21	26	22	28	18	32	22	35	19	32
Robbery	317	293	234	176	189	226	200	265	260	234	287	283
Pocket-picking	63	35	29	18	14	28	27	22	35	31	36	24
Purse-snatching	16	14	18	10	11	13	20	24	23	16	11	12
Shoplifting	2,909	2,685	2,415	1,751	1,724	1,788	1,845	2,009	2,027	2,159	2,113	2,364
Theft From Building	1,200	1,126	911	646	739	802	854	855	804	869	797	804
Theft From Coin Operated Machine or Device	19	12	13	4	17	35	37	33	16	11	15	11
Theft From Motor Vehicle	2,192	1,791	1,933	1,787	1,913	2,008	2,262	2,271	2,450	2,444	2,213	2,405
Theft of Motor Vehicle Parts/Accessories	777	724	843	647	655	700	692	713	765	842	844	861
All Other Larceny	2,847	2,456	2,564	2,301	2,723	2,730	3,085	2,810	3,071	3,252	2,669	2,628
Motor Vehicle Theft	842	781	800	779	799	816	1,021	980	975	986	976	1,018
Stolen Property Offenses	119	102	130	107	126	96	90	131	118	137	128	112
Crimes Against Society												
Drug/Narcotic Violations	5,520	5,457	4,800	3,546	4,939	3,572	3,449	3,669	3,360	3,312	3,007	2,952
Drug Equipment Violations	1,052	1,025	887	729	1,003	669	670	724	595	601	583	522
Betting/Wagering		1	1				1					
Operating/Promoting/Assisting Gambling	1	1	1				1					
Gambling Equipment Violations			1								1	
Sports Tampering												
Pornography/Obscene Material	194	201	206	138	162	148	152	146	142	150	135	122
Prostitution	24	31	22	9	16	14	37	29	18	12	20	20
Assisting or Promoting Prostitution	11	10	9	3	4	8	10	10	7	12	6	8
Purchasing Prostitution	1	1	2	1	2	2	1	1	2	7		1
Weapon Law Violations	1,166	1,081	1,097	969	1,254	1,102	1,182	1,236	1,181	1,340	1,287	1,133
Animal Cruelty	122	113	95	68	75	89	143	98	91	85	73	113
TOTAL	36,043	33,489	32,118	27,178	31,708	30,922	32,382	32,361	31,412	32,350	29,656	29,831

Crime Clock

338,784 Incidents Reported- One every 1 Minute and 33 Seconds

*Several crimes may have occurred in one incident;
therefore the total number of Group A crimes was 394,553*



Crimes Against Person

*One reported every 5
minutes 19 seconds*



98,804 Crimes

Crimes Against Property

*One reported every 2
minutes 22 seconds*



221,637 Crimes

Crimes Against Society

*One reported every 7
minutes 5 seconds*



74,112 Crimes

Murder and
Non-Negligent
Manslaughter

The willful killing of one
human being by
another

CRIMES AGAINST PERSON

Aggravated Assault

An unlawful attack by
one person upon
another wherein the
offender
uses a weapon or
displays it in a
threatening manner, or
the victim suffers
obvious severe or
aggravated bodily
injury involving
apparent broken
bones,
loss of teeth, possible
internal injury, severe
laceration, or loss of
consciousness

Kidnapping/Abduction

The unlawful seizure,
transportation, and/or
detention of a person
against his/her will or of a
minor without the consent
of his/her custodial
parent(s) or legal guardian

Forcible Sex Offenses

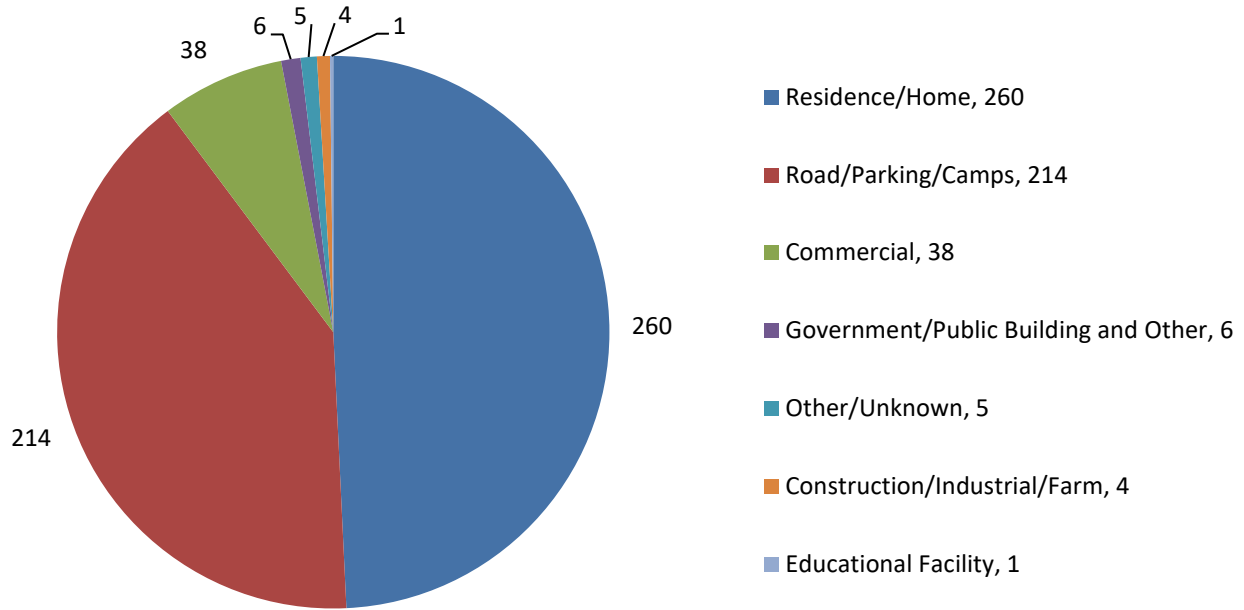
(Rape, Sodomy, Sexual Assault with Object, Fondling)

Any sexual act directed against another person,
without the consent of the victim, including
instances where the victim is incapable of giving
consent

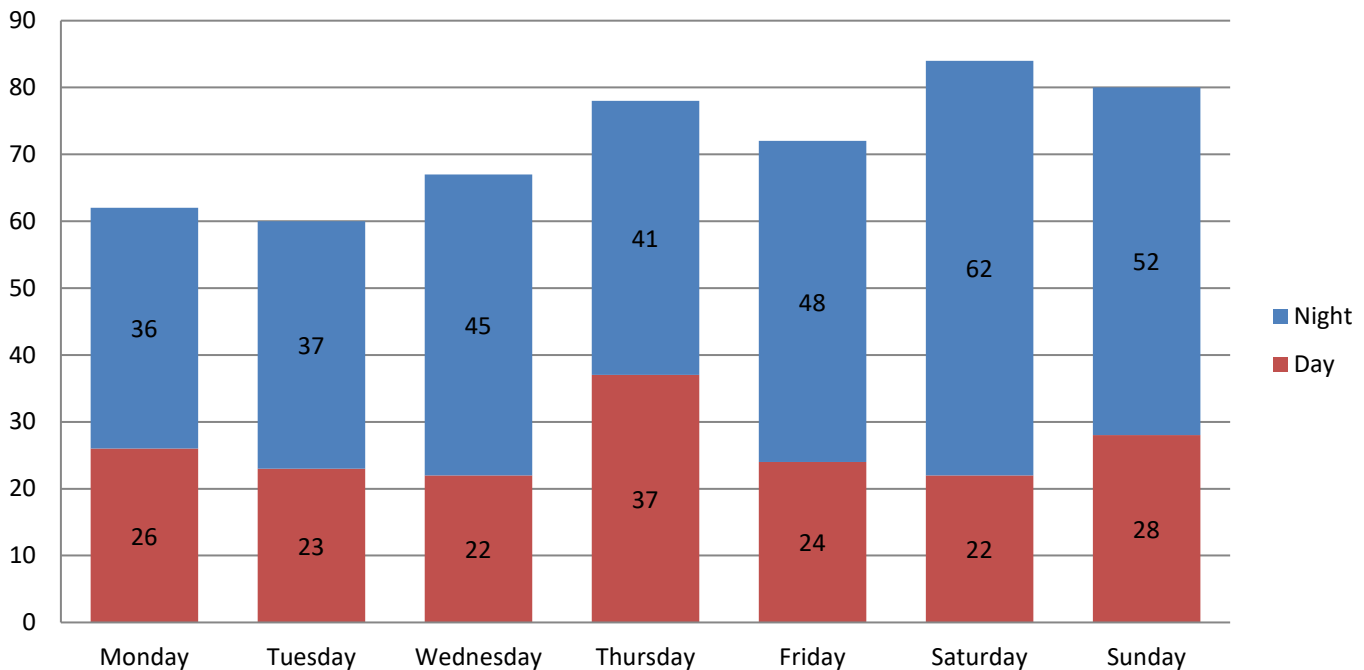
Murder and Non-Negligent Manslaughter

In 2020, the contributing agencies reported 493 offenses resulting in 528 actual deaths.

Location Type



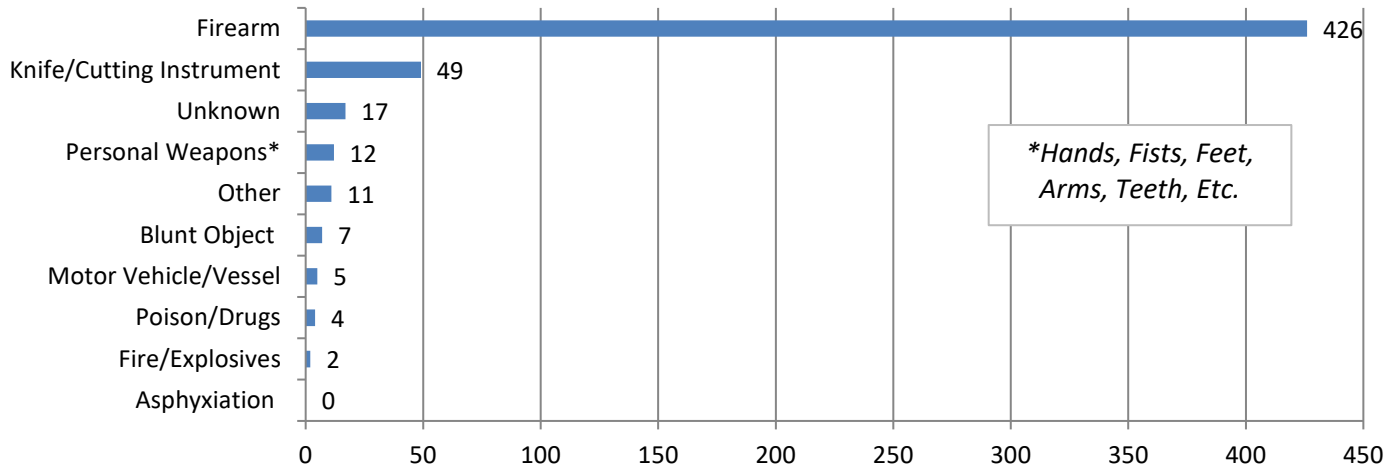
Known Day of Week and Time



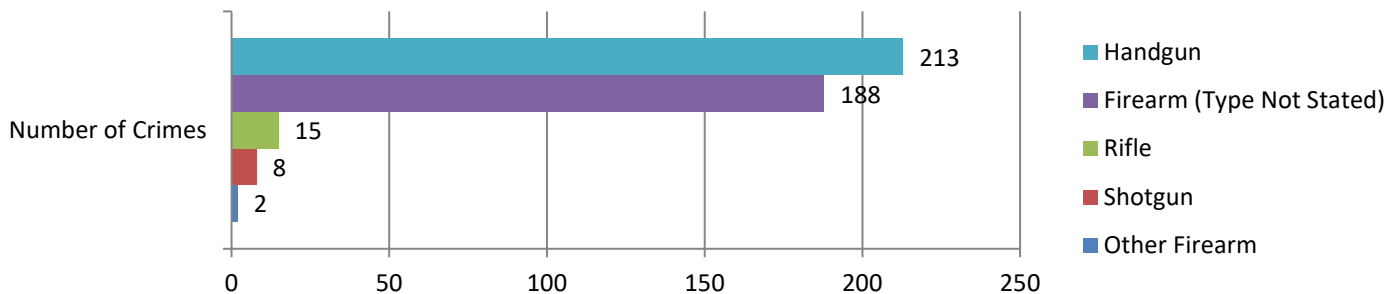
Murder and Non-Negligent Manslaughter

Type of Weapon or Force Involved

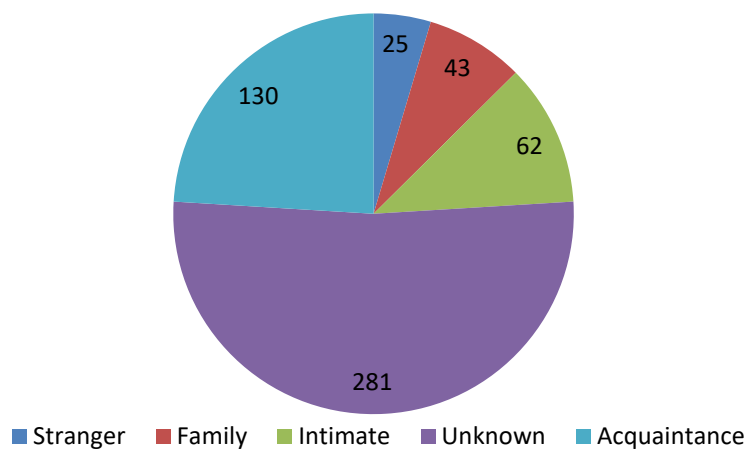
Up to 3 may be reported per offense



Firearm Breakdown



Victim to Offender Relationship



Murder and Non-Negligent Manslaughter Victims & Offenders

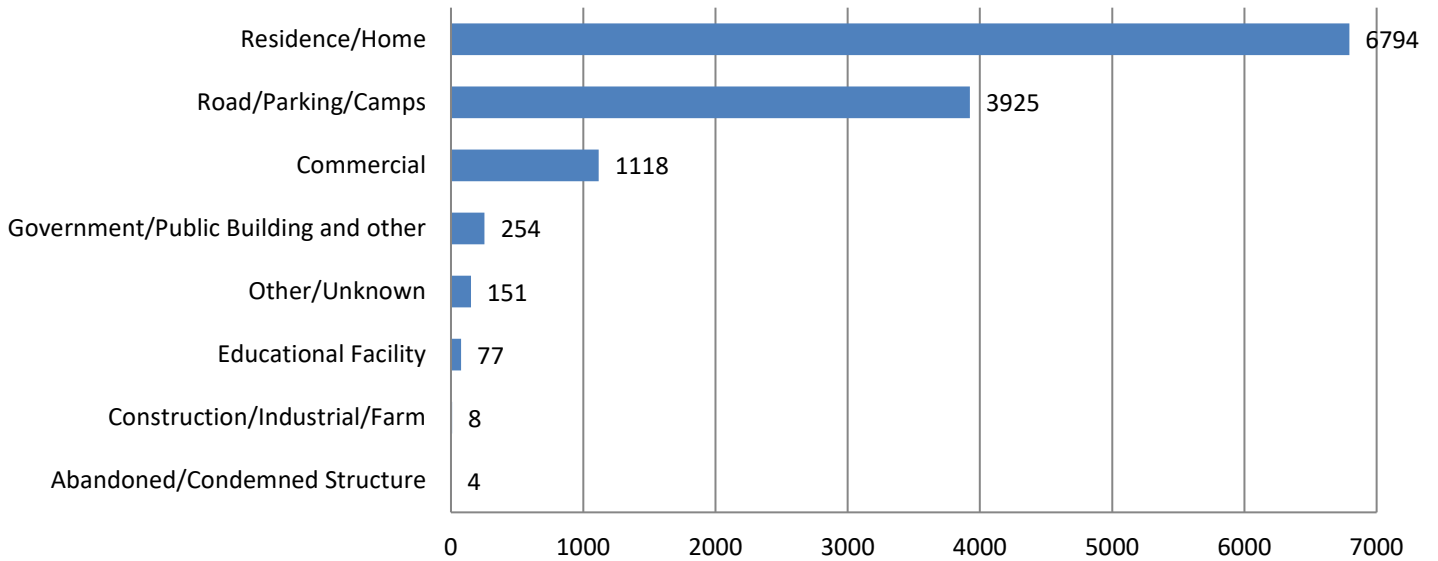
Victims	Age	White	Black or African American	American Indian or Alaska Native	Asian	Native Hawaiian or Other Pacific Islander	Unknown
Female	Under 10	2	2				1
	11 - 17	2	5				
	18 - 24	5	11				
	25 - 34	14	8				
	35 - 44	8	8				1
	45 - 54	12	6				
	55 - 64	12	4				
	65 and over	10	5				
	Unknown		1				
	TOTAL	65	50	0	0	0	2
Male	Under 10	6	7				
	11 - 17	6	18				
	18 - 24	22	84				
	25 - 34	24	107		1		
	35 - 44	12	50				1
	45 - 54	17	19				
	55 - 64	13	10				
	65 and over	8	3				1
	Unknown		2				
	TOTAL	108	300	0	1	0	2

Offenders	Age	White	Black or African American	American Indian or Alaska Native	Asian	Native Hawaiian or Other Pacific Islander	Unknown
Female	Under 10						
	11 -17	2	3				
	18 - 24	6	17				
	25 - 34	18	16				
	35 - 44	8	1		1		
	45 - 54	13	2				
	55 - 64	5					
	65 and over	3	1				
	Unknown						
	TOTAL	55	40	0	1	0	0
Male	Under 10						
	11 -17	6	33				
	18 - 24	36	123		1		
	25 - 34	36	95				2
	35 - 44	21	27				1
	45 - 54	18	9				
	55 - 64	15	9		1		
	65 and over	10	3				
	Unknown	2	9				3
	TOTAL	144	308	0	2	0	6
Unknown	Under 10						
	11 -17						
	18 - 24						1
	25 - 34						
	35 - 44						
	45 - 54						
	55 - 64						
	65 and over						
	Unknown						31

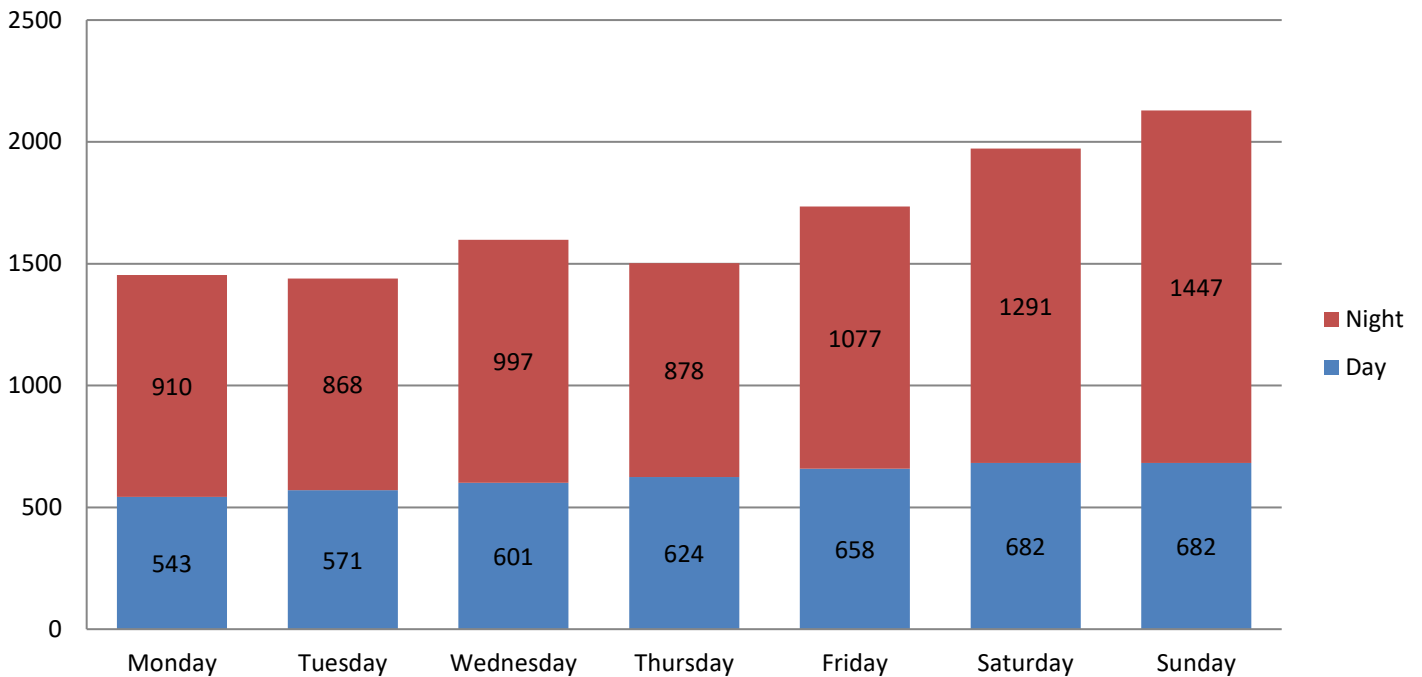
Aggravated Assault

In 2020, contributing agencies reported 9,976 offenses resulting in 12,331 persons assaulted.

Location Type



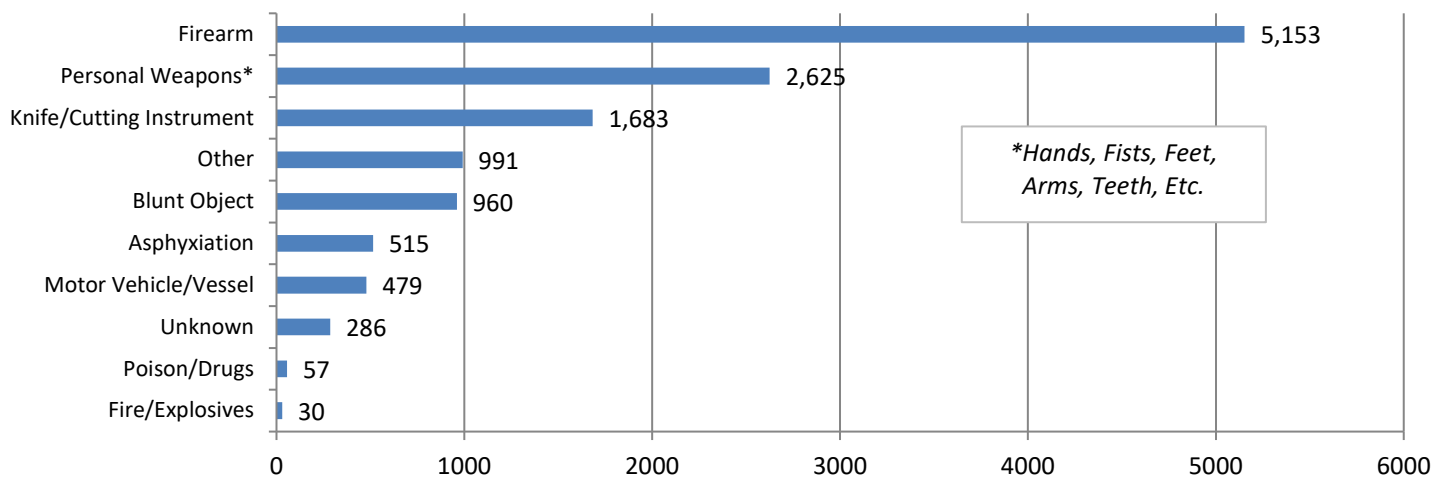
Crimes by Known Day of Week and Time



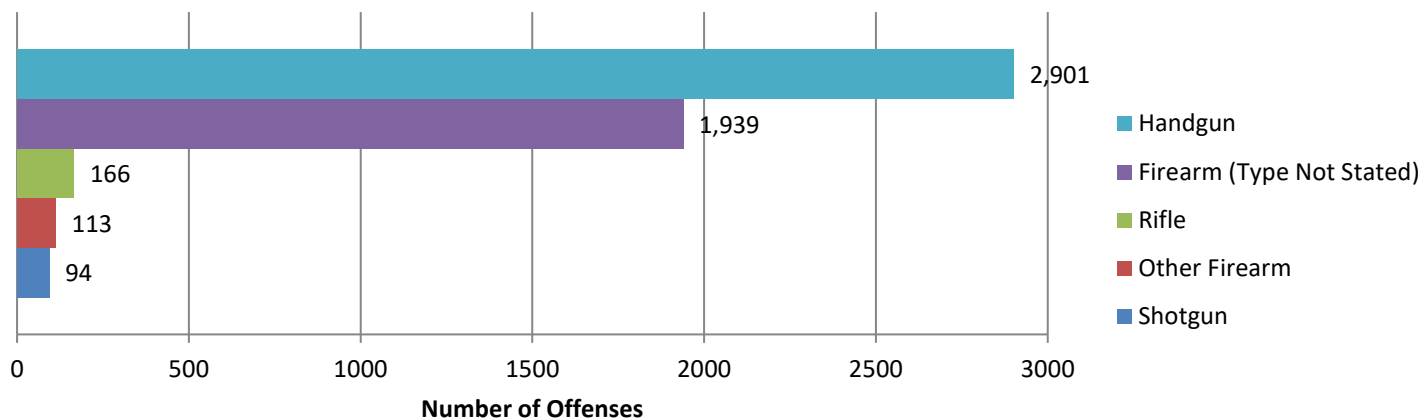
Aggravated Assault

Type of Weapon or Force Involved

Up to 3 types may be listed per offense

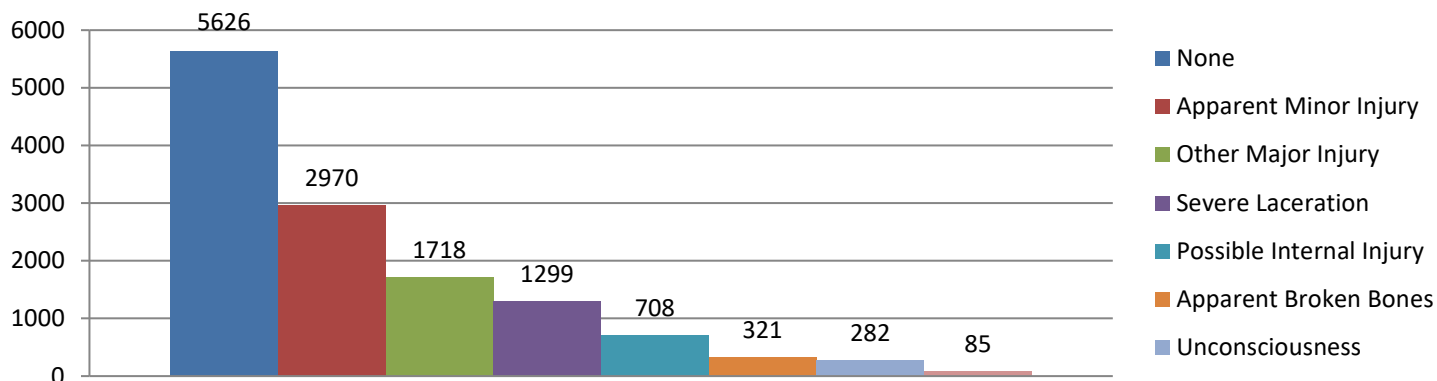


Firearm Breakdown



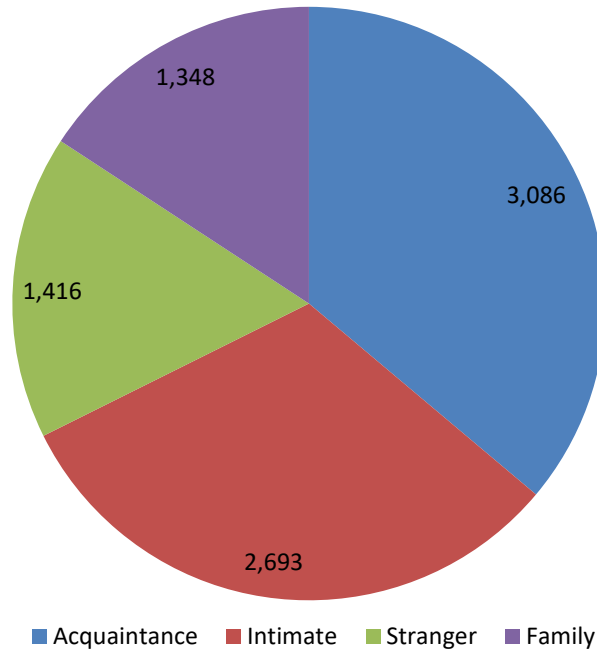
Type of Injury

Up to 5 injuries may be listed per person

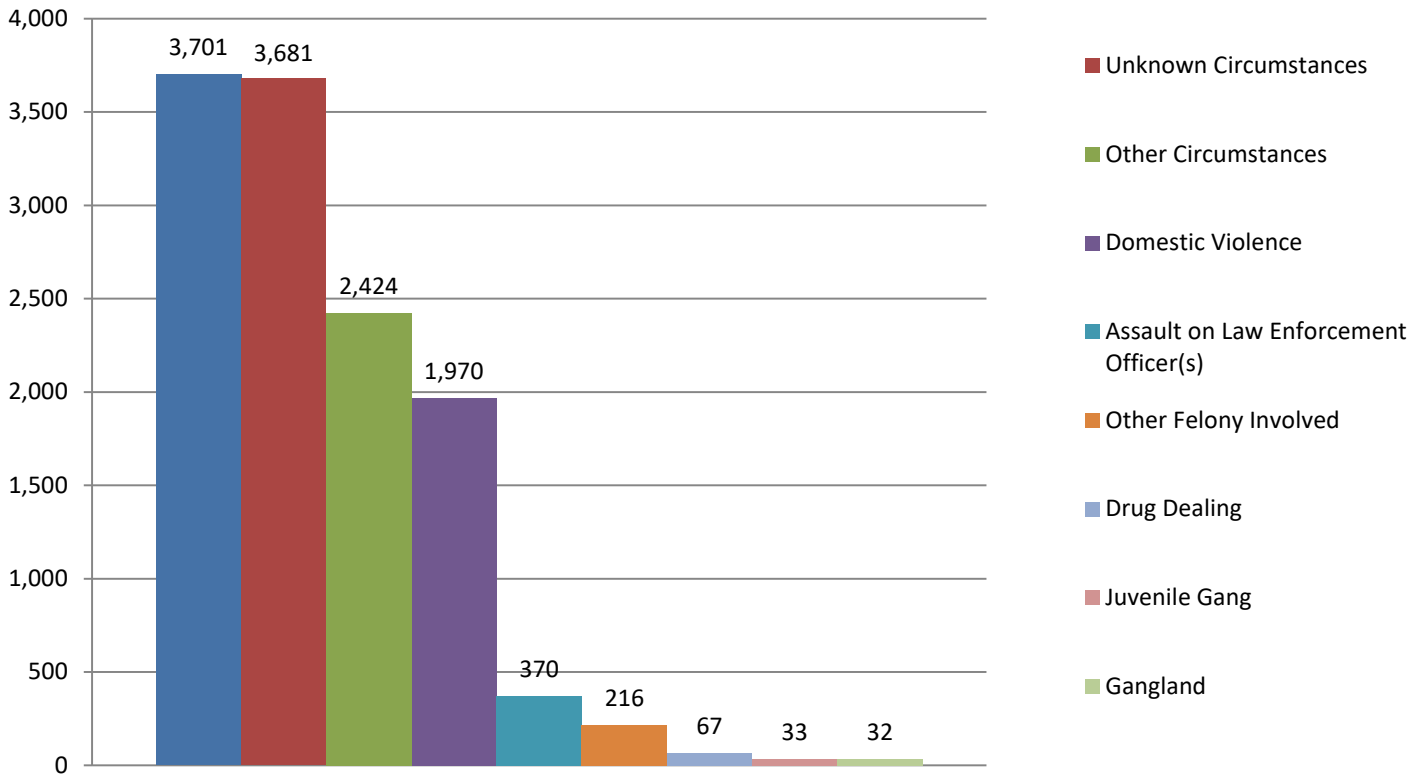


Aggravated Assault

Known Victim to Offender Relationship



Circumstances



Aggravated Assault Victims & Offenders

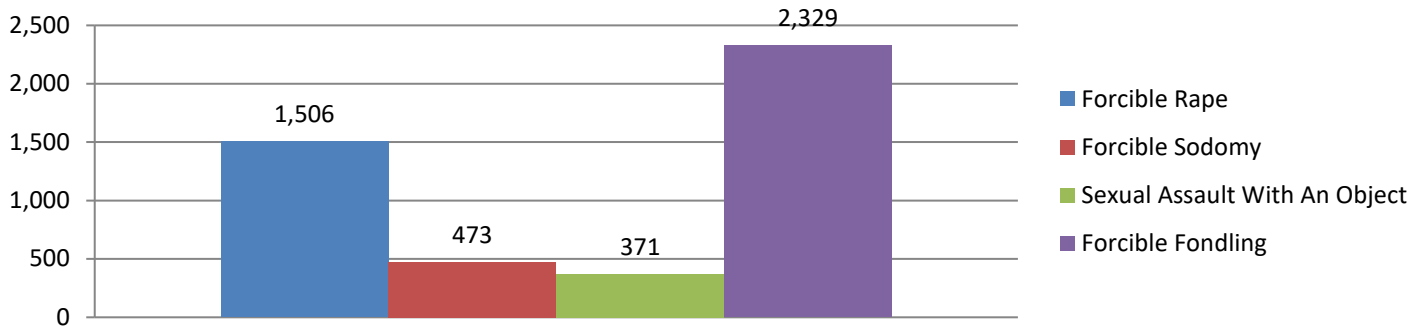
Victims	Age	White	Black or African American	American Indian or Alaska Native	Asian	Native Hawaiian or Other Pacific Islander	Unknown
Female	Under 10	131	114				13
	11 - 17	156	211	1	1		8
	18 - 24	457	624		9		15
	25 - 34	711	874	2	15		17
	35 - 44	524	518	1	8		18
	45 - 54	295	215		8		3
	55 - 64	152	160		1		5
	65 and over	78	69		1		1
	Unknown	23	13				4
	TOTAL	2,527	2,798	4	43	0	84
Male	Under 10	125	129		1	1	20
	11 - 17	221	365		2		7
	18 - 24	515	787	2	7		23
	25 - 34	829	914	1	15		13
	35 - 44	649	540	2	14	2	23
	45 - 54	433	308	2	11		16
	55 - 64	261	285		5		8
	65 and over	100	87		2		2
	Unknown	54	23		2		5
	TOTAL	3,187	3,438	7	59	3	117

Offenders	Age	White	Black or African American	American Indian or Alaska Native	Asian	Native Hawaiian or Other Pacific Islander	Unknown
Female	Under 10		2				
	11 -17	65	95				1
	18 - 24	166	310	2	1	1	10
	25 - 34	290	440		2		7
	35 - 44	184	217	1	3		1
	45 - 54	82	107		1		1
	55 - 64	59	46		1		
	65 and over	20	13				
	Unknown	13	52		1		14
	TOTAL	879	1,282	3	9	1	34
Male	Under 10	3	2				1
	11 -17	242	291	1	4		4
	18 - 24	675	949		14	1	16
	25 - 34	934	1,276	1	13	2	23
	35 - 44	714	646	1	14		11
	45 - 54	415	313		6		4
	55 - 64	217	194		2		1
	65 and over	73	44		1		3
	Unknown	78	299		2	1	75
	TOTAL	3,351	4,014	3	56	4	138
Unknown	Under 10						
	11 -17						1
	18 - 24						8
	25 - 34	1	1				6
	35 - 44						6
	45 - 54						4
	55 - 64						
	65 and over						
	Unknown		4				18 368

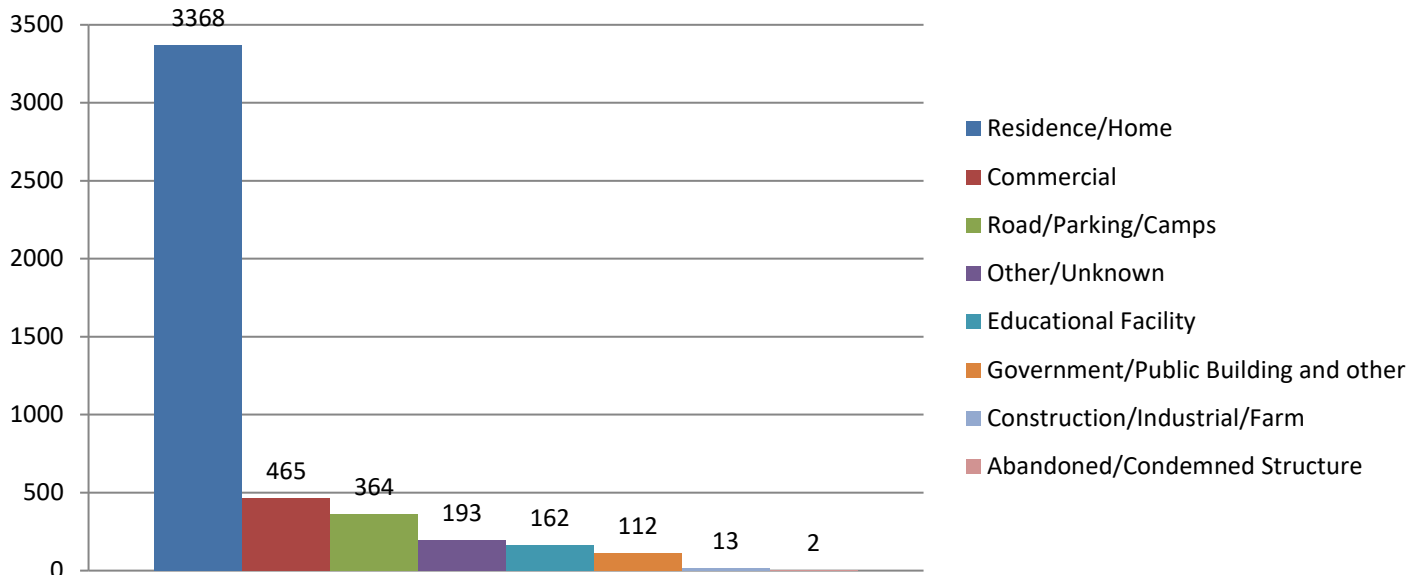
Forcible Sex Offenses

*In 2020, contributing agencies reported 4,423 offenses resulting in 4,679 persons assaulted.
Forcible Sex Offenses include Rape, Sodomy, Sexual Assault with an Object and Forcible Fondling.*

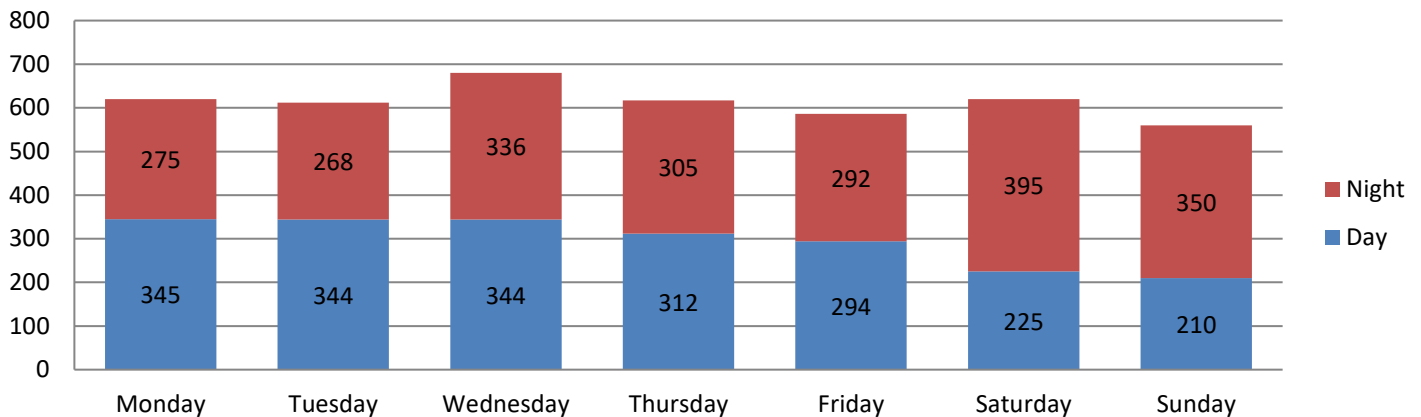
Crimes by Offense Type



Location Type



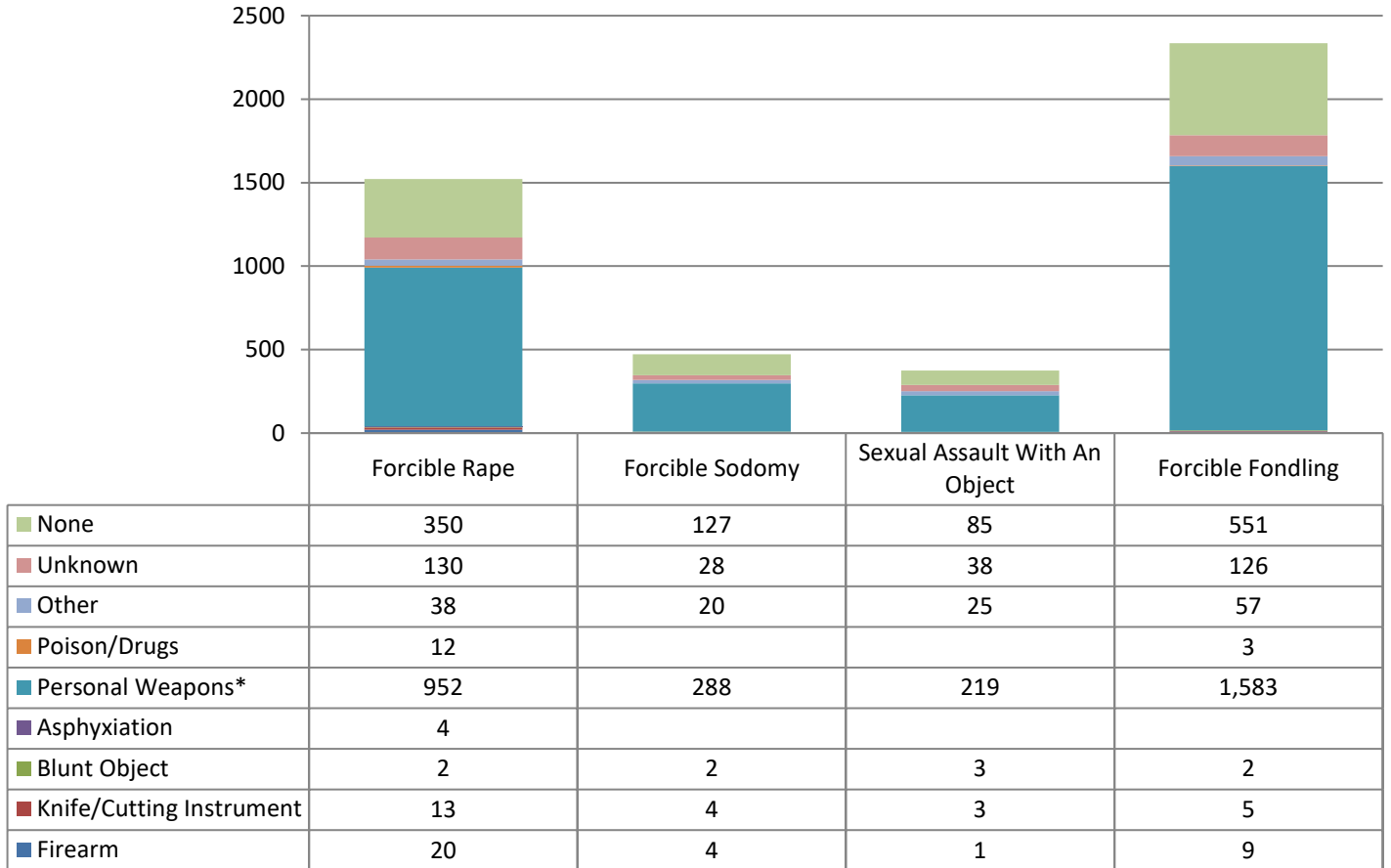
Crimes by Known Day of Week and Time



Forcible Sex Offenses

Type of Weapon and/or Force Applied

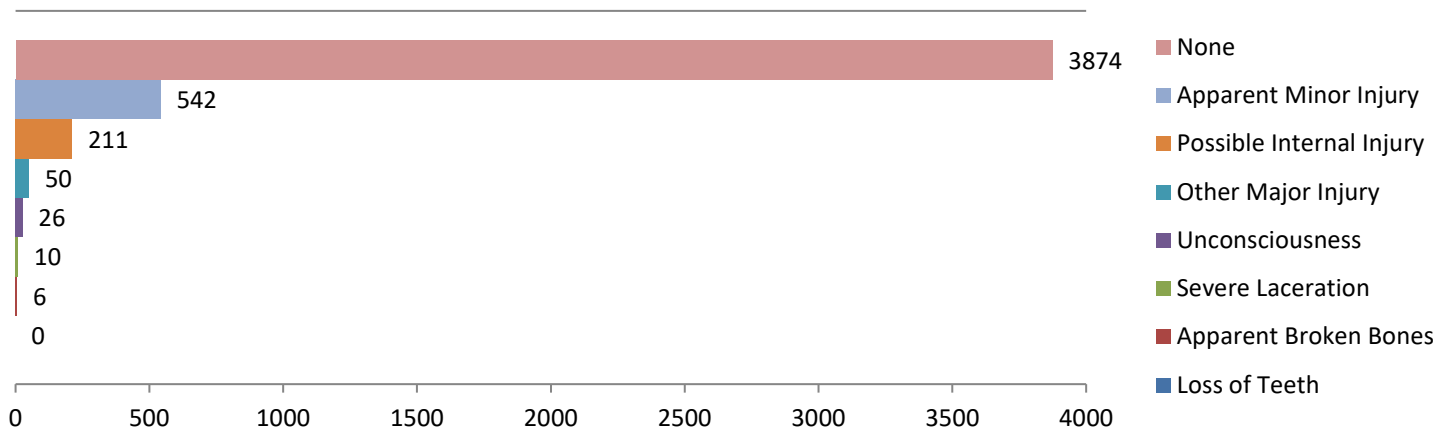
Up to 3 types may be listed per offense



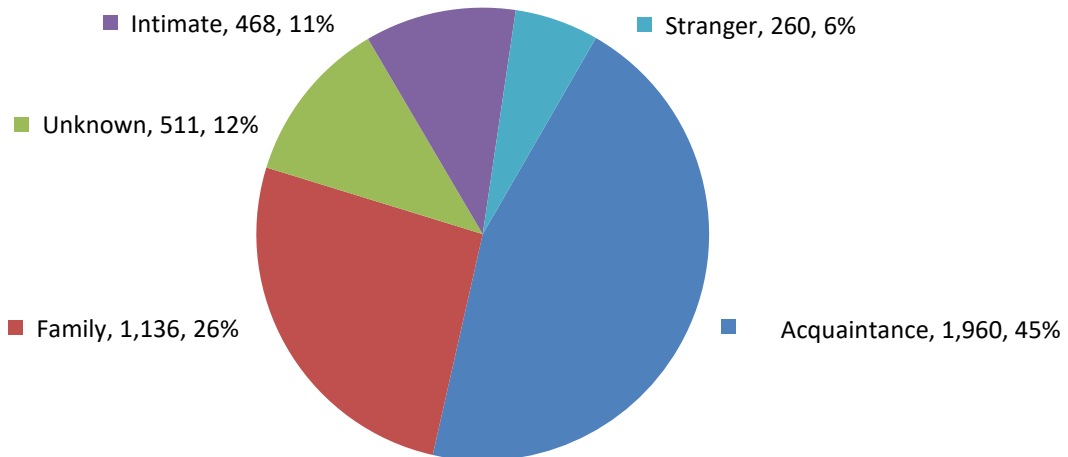
*Hands, Fists, Feet, Arms, Teeth, Etc.

Type of Injury

Up to 5 injuries may be listed per person



Forcible Sex Offenses Victim to Offender Relationship



Intimate	Number of Victims
Boyfriend/Girlfriend	244
Spouse	103
Ex-Relationship (Ex-boyfriend/girlfriend)	103
Ex-Spouse	13
Common-Law Spouse	5
Family	
Other Family Member	340
Child	331
Sibling (Brother or Sister)	161
Stepchild	139
Grandchild	87
Stepsibling	41
Stepparent	23
In-Law	13
Parent	1
Grandparent	0
Acquaintance	
Acquaintance	1,022
Otherwise Known	443
Friend	306
Child of Boyfriend/Girlfriend	83
Neighbor	56
Employee	28
Babysittee (the Baby)	13
Employer	9
Stranger	260
Unknown	511

Forcible Sex Offenses Victims & Offenders

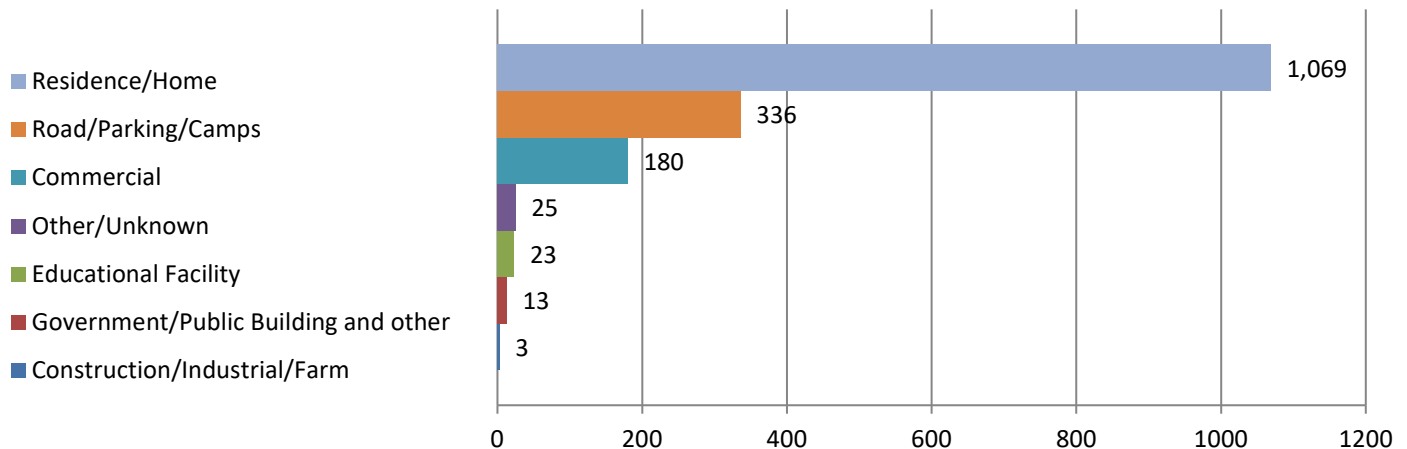
Victims	Age	White	Black or African American	American Indian or Alaska Native	Asian	Native Hawaiian or Other Pacific Islander	Unknown
Female	Under 10	408	145		3		39
	11 - 17	1,027	339	1	15		53
	18 - 24	519	199	1	9	1	24
	25 - 34	387	166		9	1	10
	35 - 44	217	68		2		7
	45 - 54	135	41		2		4
	55 - 64	55	24				2
	65 and over	52	13		1		2
	Unknown	9	2		1	2	19
	TOTAL	2,809	997	2	42	4	160
Male	Under 10	189	49				13
	11 - 17	112	36		2		11
	18 - 24	34	19				3
	25 - 34	33	15				2
	35 - 44	19	7				1
	45 - 54	4	6				
	55 - 64	6	4				
	65 and over	6	3				1
	Unknown	2	1				2
	TOTAL	405	140	0	2	0	33

Offenders	Age	White	Black or African American	American Indian or Alaska Native	Asian	Native Hawaiian or Other Pacific Islander	Unknown
Female	Under 10	9	7				3
	11 -17	26	22		1		2
	18 - 24	28	11				1
	25 - 34	32	15				
	35 - 44	29	7		1		1
	45 - 54	12	1		1		
	55 - 64	14	2				
	65 and over	1	1				
	Unknown	12	3				3
	TOTAL	163	69	0	3	0	10
Male	Under 10	36	14		1		5
	11 -17	381	146		6	1	31
	18 - 24	421	204		6	3	15
	25 - 34	479	321	1	9	2	26
	35 - 44	423	223		4		14
	45 - 54	270	125		3	1	14
	55 - 64	168	87		3		8
	65 and over	90	27		1		2
	Unknown	119	87		2		86
	TOTAL	2,387	1,234	1	35	7	201
Unknown	Under 10						1
	11 -17						4
	18 - 24		1				1
	25 - 34	1	1				7
	35 - 44						1
	45 - 54						
	55 - 64						
	65 and over						
	Unknown	2					22
							126

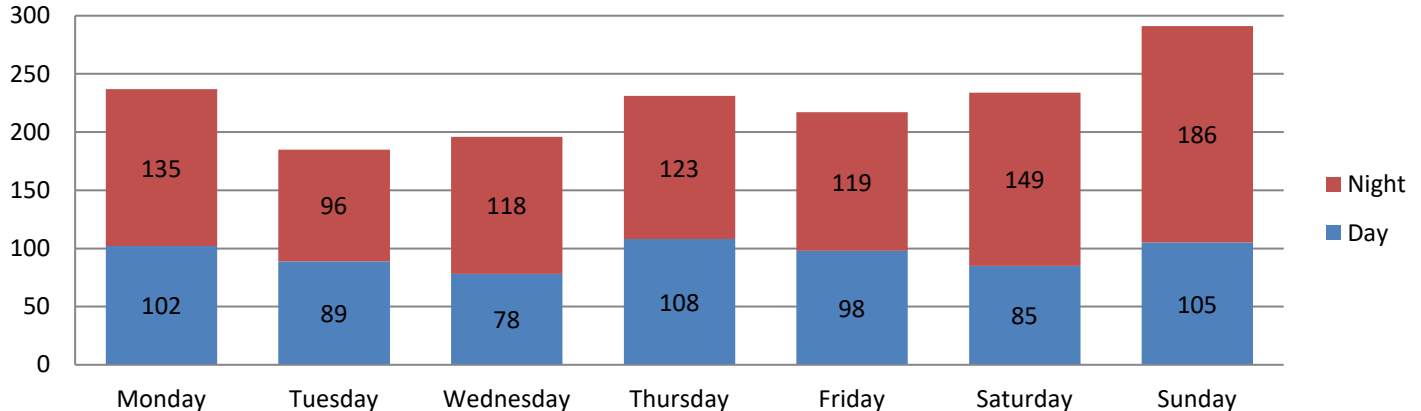
Kidnapping/Abduction

In 2020, the contributing agencies reported 1,493 offenses resulting in 1,649 persons being unlawfully seized, transported, and/or detained against his/her will (including minors without the consent of a custodial parent(s) or legal guardian).

Location Type

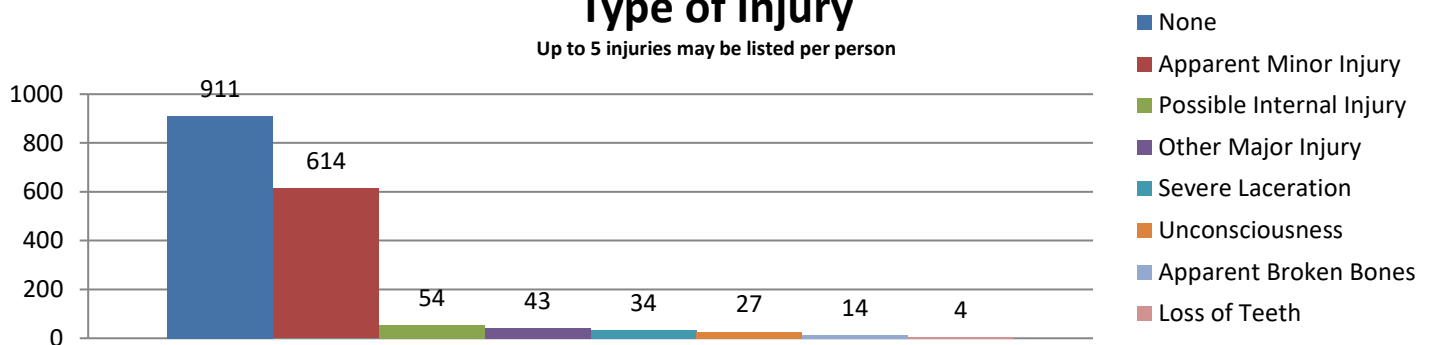


Crimes by Known Day of Week and Time



Type of Injury

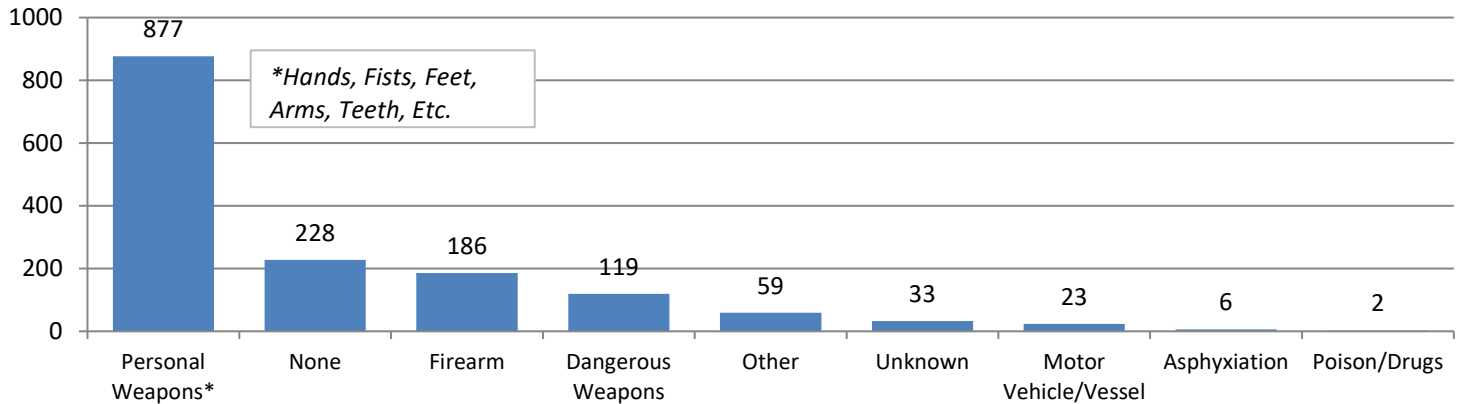
Up to 5 injuries may be listed per person



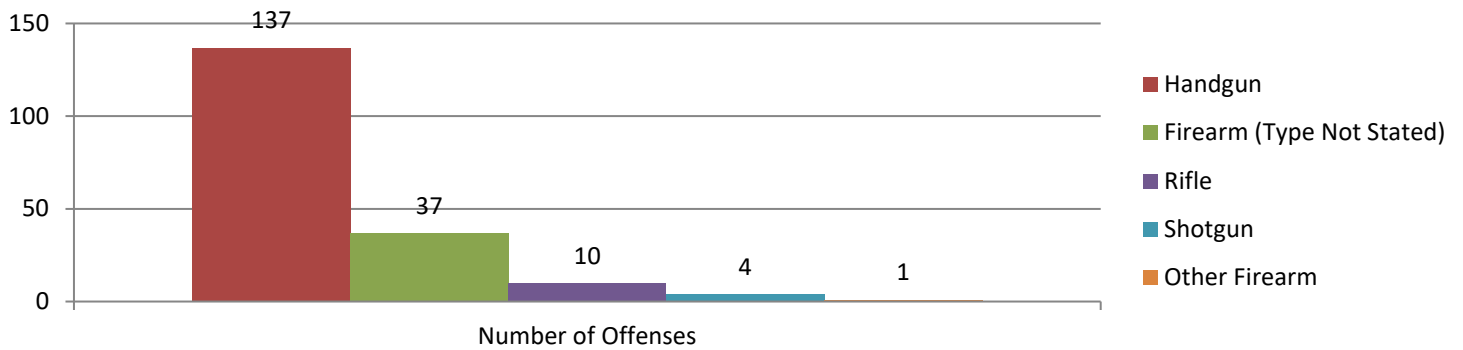
Kidnapping/Abduction

Type of Weapon or Force Used

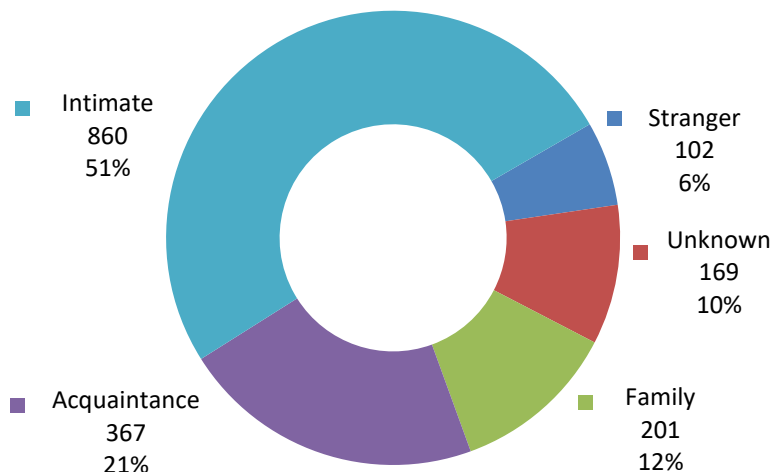
Up to 3 types may be listed per offense



Firearms by Type



Victim to Offender Relationship



Kidnapping/Abduction

Victims	Age	White	Black or African American	American Indian or Alaska Native	Asian	Native Hawaiian or Other Pacific Islander	Unknown
Female	Under 10	24	30				2
	11 - 17	49	31				
	18 - 24	195	134		3		2
	25 - 34	254	131		6		5
	35 - 44	151	85		2		2
	45 - 54	76	33		1		2
	55 - 64	21	11				3
	65 and over	23	2				
	Unknown	4	3				3
	TOTAL	797	460	0	12	0	19
Male	Under 10	29	23			1	5
	11 - 17	24	18				
	18 - 24	44	29				
	25 - 34	51	26				1
	35 - 44	29	16				
	45 - 54	16	6				
	55 - 64	18	7				
	65 and over	9	3				
	Unknown	1					
	TOTAL	221	128	0	0	1	6

Offenders	Age	White	Black or African American	American Indian or Alaska Native	Asian	Native Hawaiian or Other Pacific Islander	Unknown
Female	Under 10						
	11 -17	2	4				
	18 - 24	19	23				
	25 - 34	50	46				
	35 - 44	34	14		1		1
	45 - 54	17	9				
	55 - 64	9	6				
	65 and over	1	1				
	Unknown		1		1		
	TOTAL	132	104	0	2	0	1
Male	Under 10		1				
	11 -17	16	24				1
	18 - 24	152	151		2		2
	25 - 34	237	234		7	1	3
	35 - 44	158	138		2		1
	45 - 54	84	60		1		1
	55 - 64	49	29				
	65 and over	8	5		2		
	Unknown	12	21		2		11
	TOTAL	716	663	0	16	1	19
Unknown	Under 10						
	11 -17						
	18 - 24						
	25 - 34						
	35 - 44						
	45 - 54						
	55 - 64						
	65 and over						
	Unknown						25
							19

Burglary/Breaking and Entering

The unlawful entry into a building or other structure with the intent to commit a felony or a theft

Robbery

The taking or attempting to take anything of value under confrontational circumstances from the control, custody, or care of another person by force or threat of force or violence and/or by putting the victim in fear of immediate harm

Larceny

The unlawful taking, carrying, leading, or riding away of property from the possession or constructive possession of another person

Fraud

The intentional perversion of the truth for the purpose of inducing another person or other entity in reliance upon it to part with something of value or to surrender a legal right

Motor Vehicle Theft

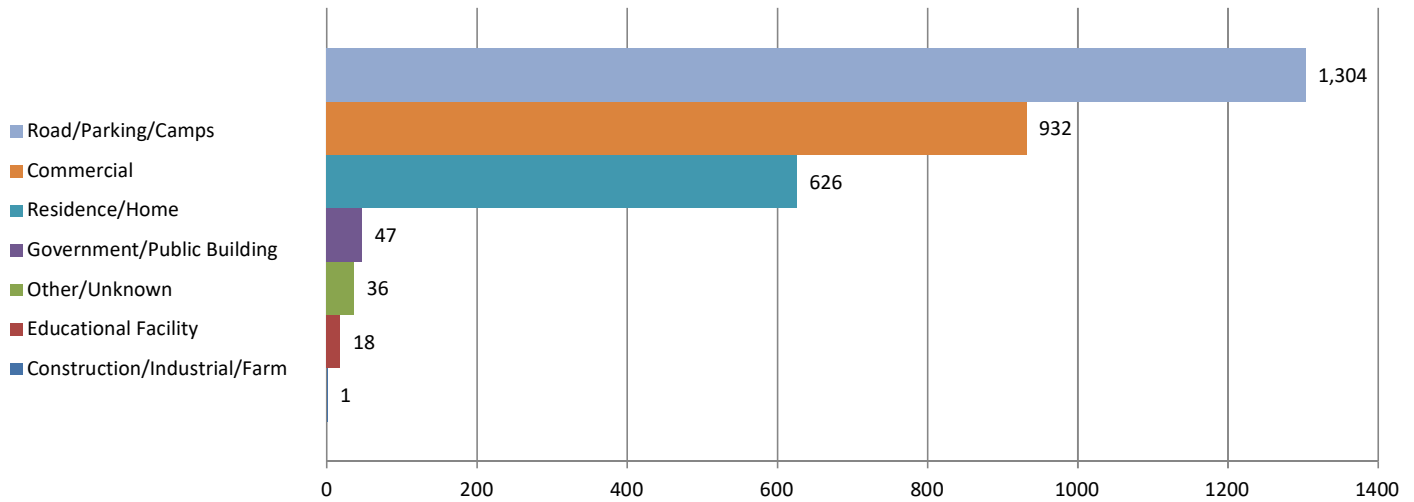
The theft of a motor vehicle

CRIMES AGAINST PROPERTY

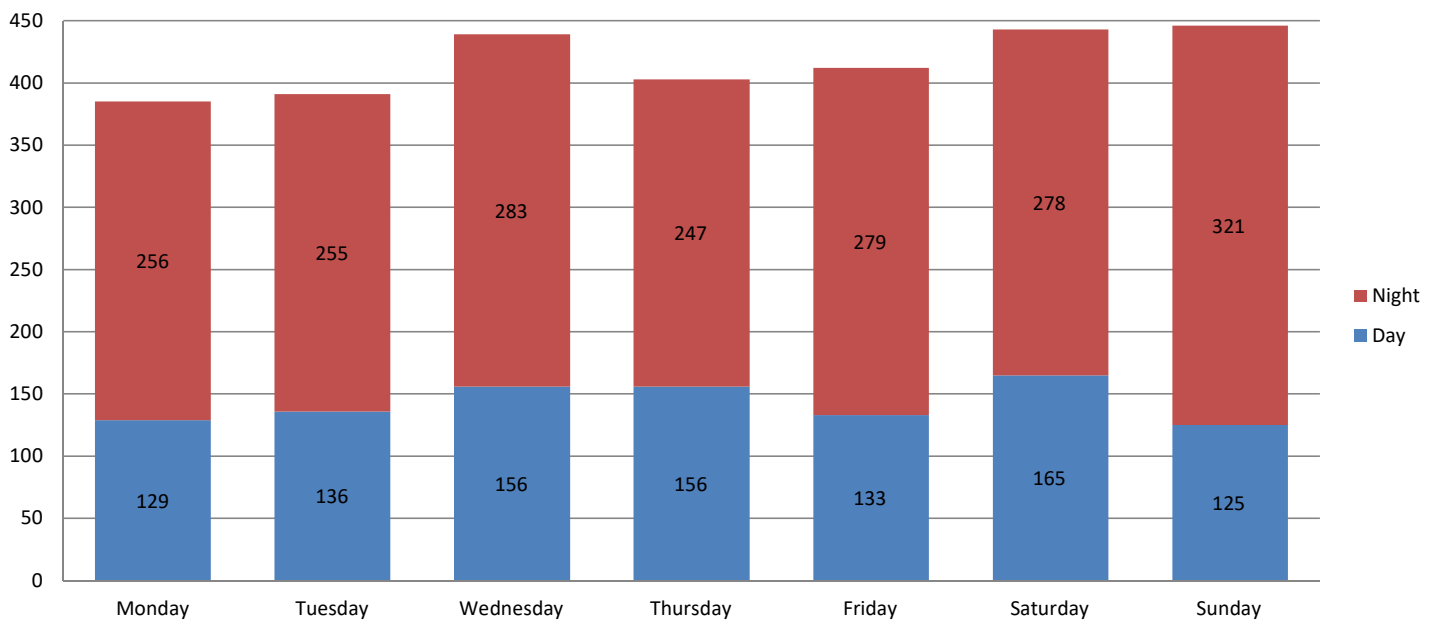
Robbery

There were 2,964 robberies/attempted robberies reported in 2020.

Location



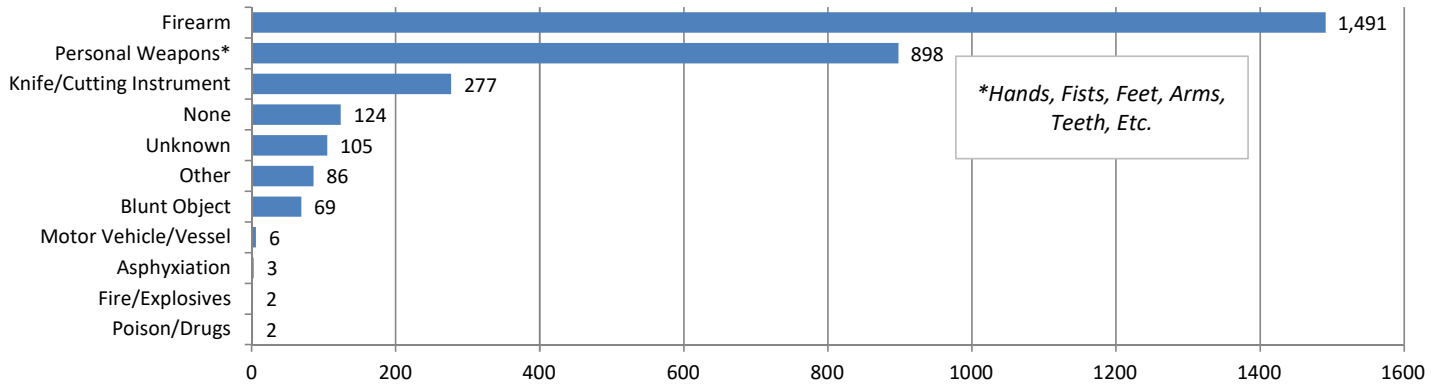
Crimes by Known Day of Week and Time



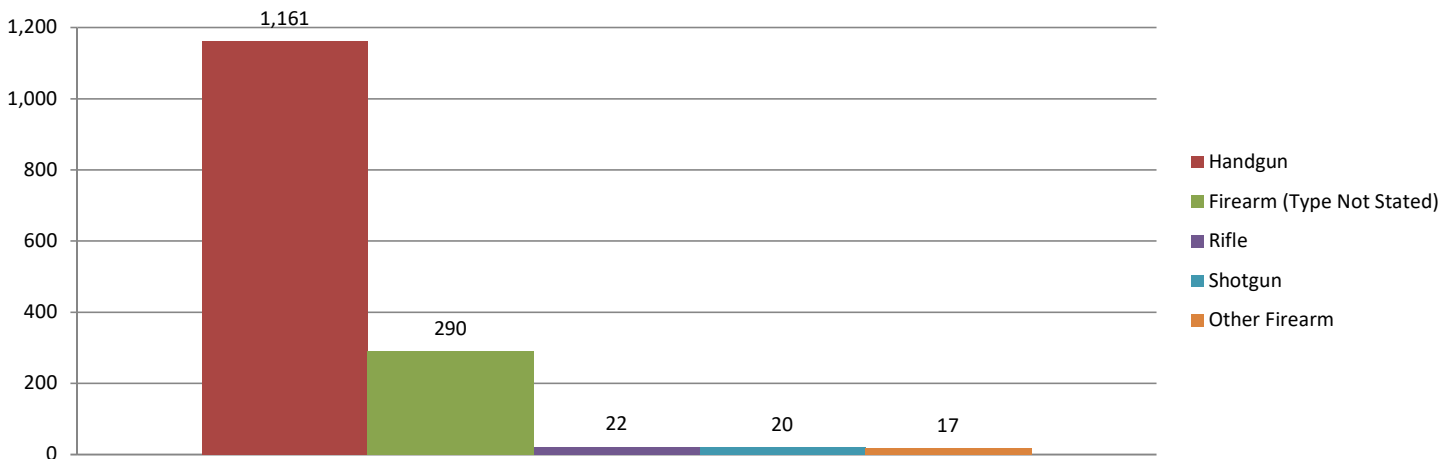
Robbery

Type of Weapon or Force Used

up to 3 types may be listed per offense

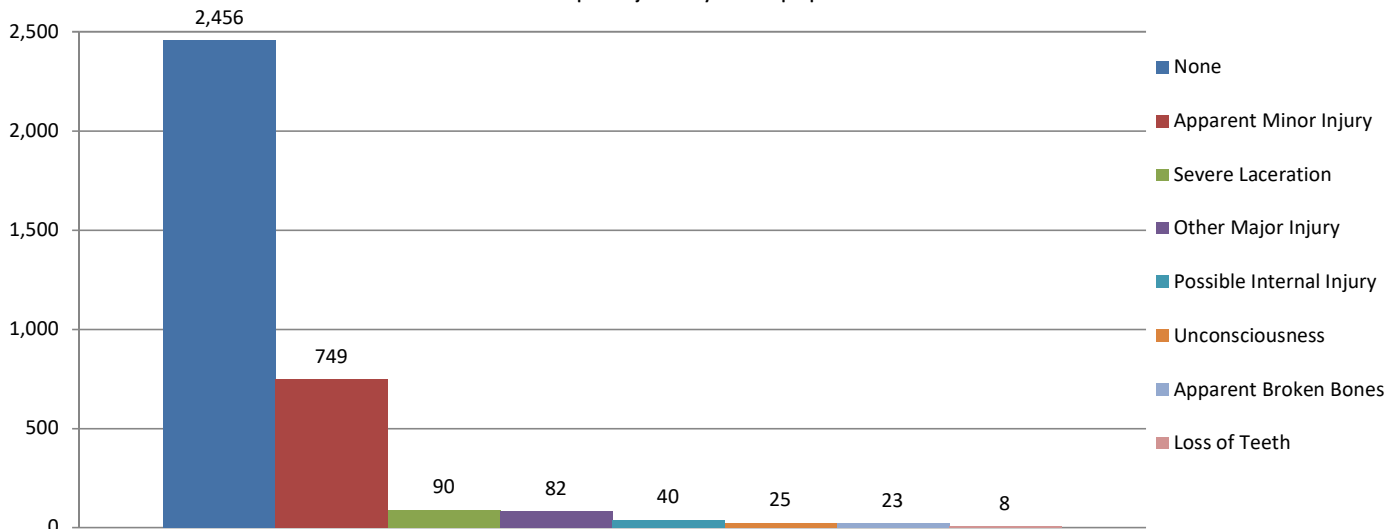


Firearms by Type



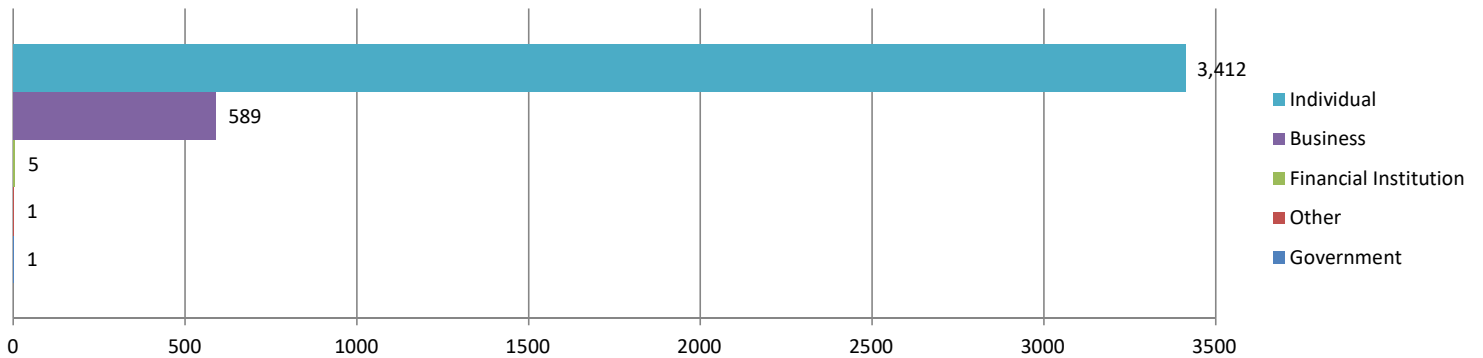
Type of Injury

Up to 5 injuries may be listed per person

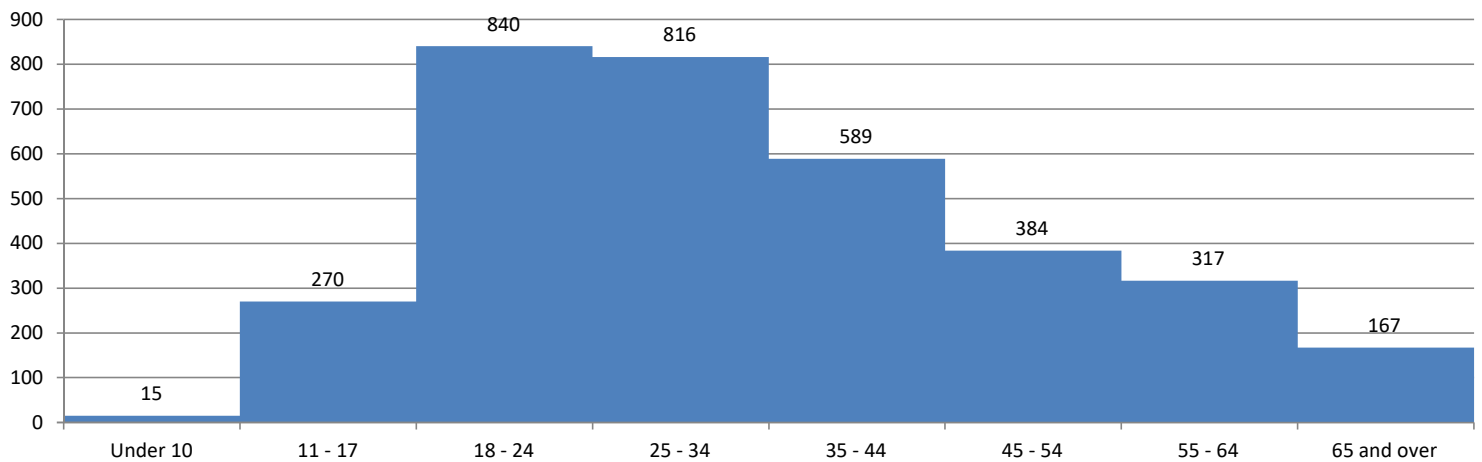


Robbery

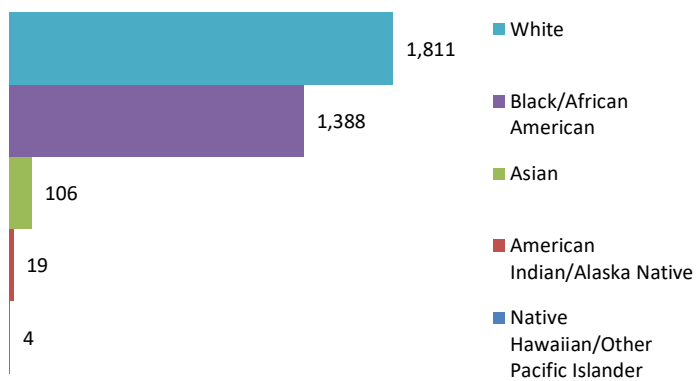
Type of Victim



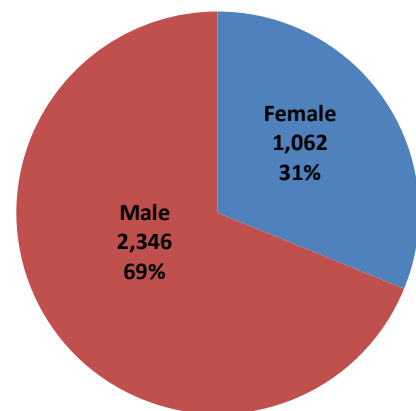
Known Age of Individual Victims



Number of Victims by Known Race

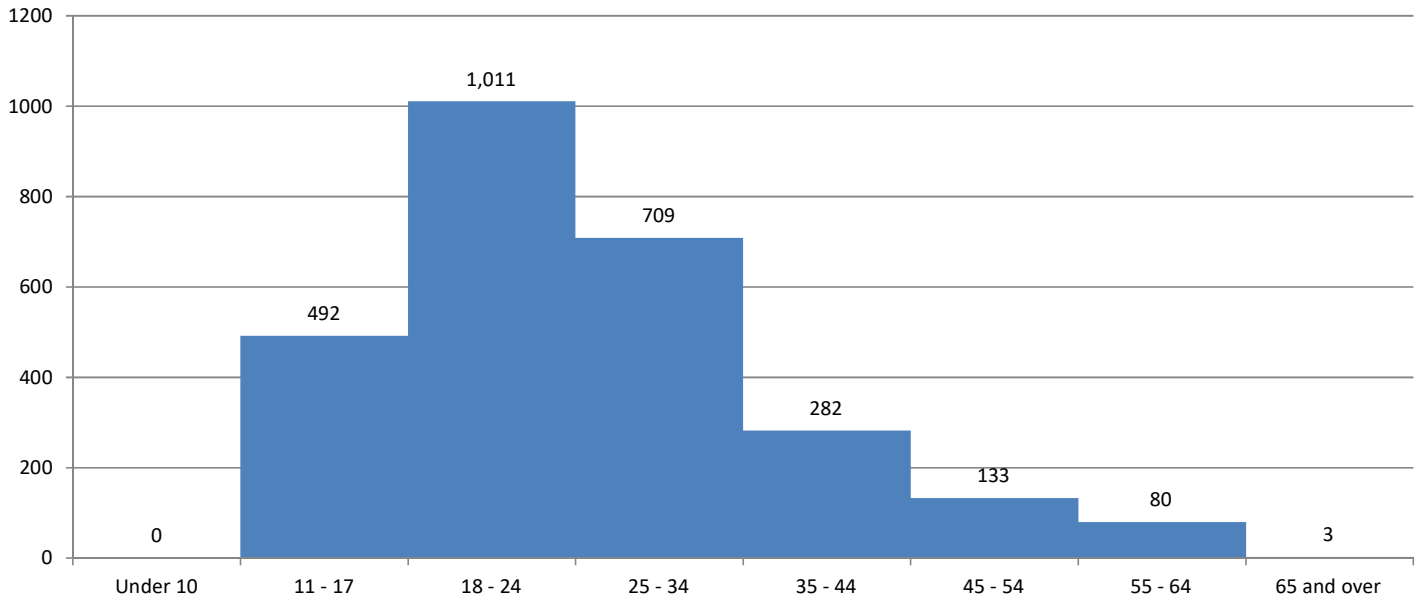


Number of Victims by Known Sex

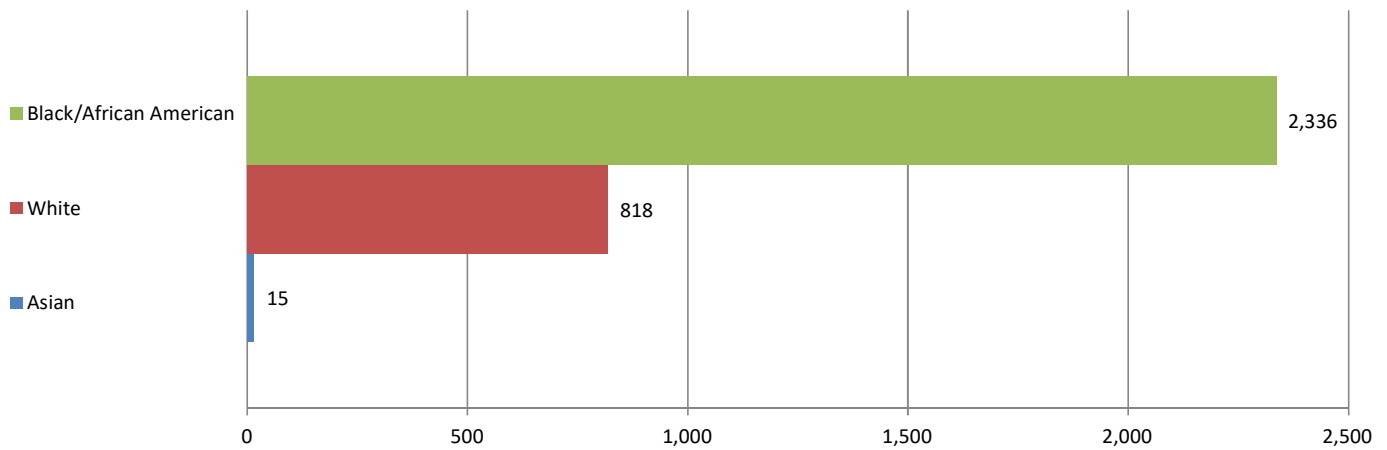


Robbery

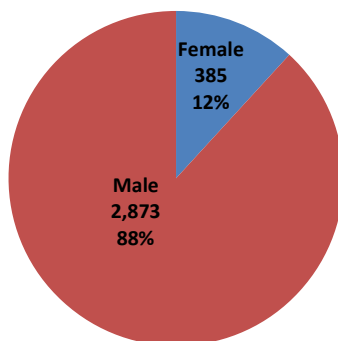
Number of Offenders by Known Age



Number of Offenders by Known Race



Number of Offenders by Known Sex



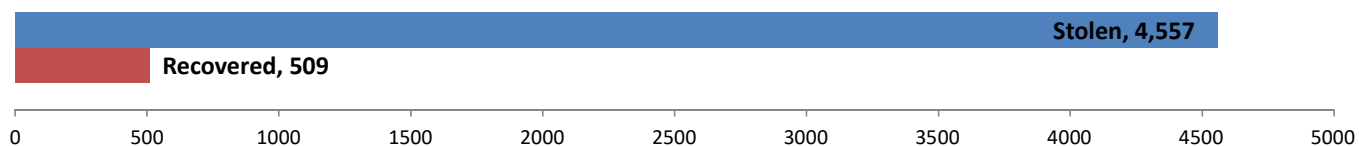
Robbery

Types of Property Stolen in Robberies

Property Description	Total Property Value	Average Property Value
Automotive	\$ 1,682,722	\$ 9,616
Drug-Alcohol	\$ 12,222	\$ 231
Financial	\$ 1,338,826	\$ 984
Firearms-Weapons-Accessories	\$ 51,414	\$ 443
Merchandise-Goods	\$ 453,526	\$ 598
Technology	\$ 379,990	\$ 526
Tools-Equipment	\$ 10,558	\$ 556
Other	\$ 94,982	\$ 279

**Only properties valued over \$1 are included*

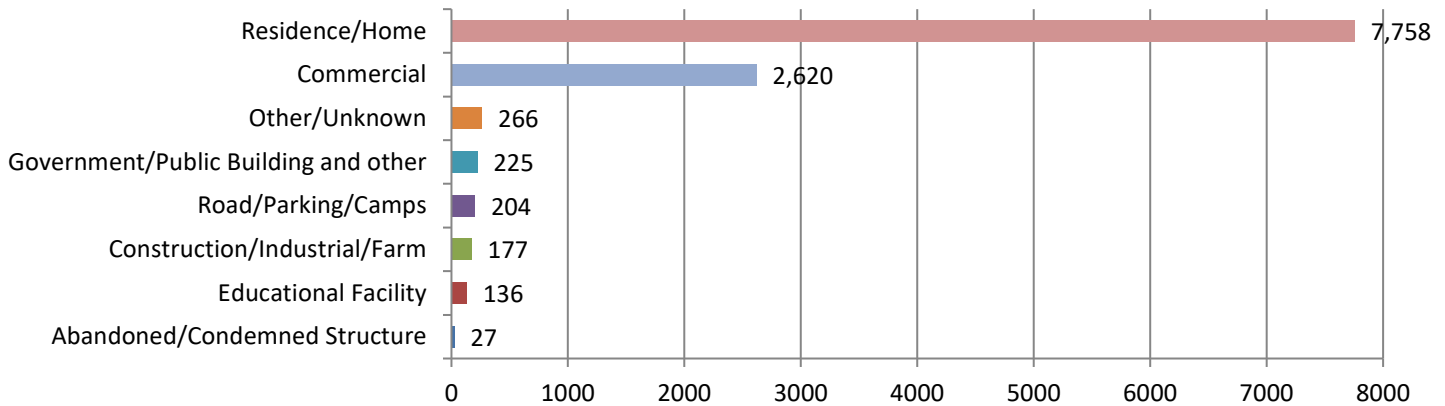
Number of Property Items Stolen vs. Recovered



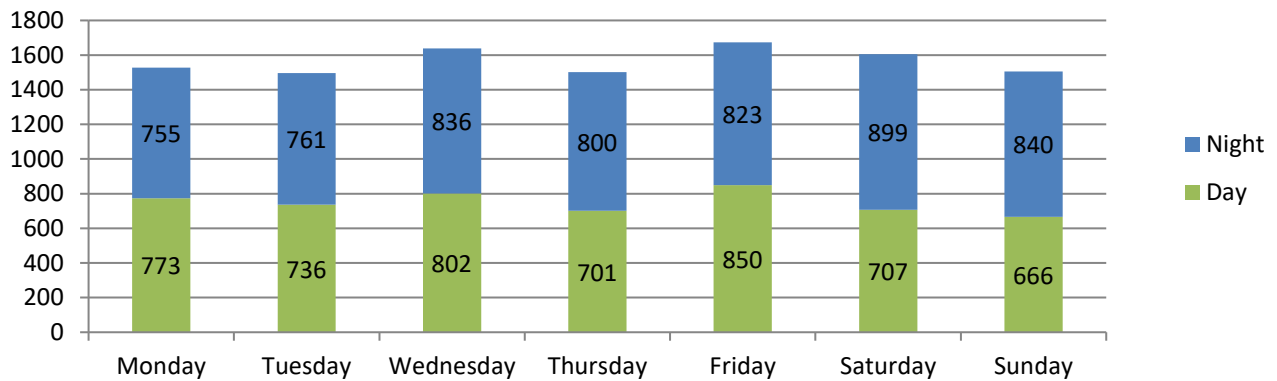
Burglary

There were 11,413 burglaries/attempted burglaries reported by contributing agencies in 2020.

Number of Crimes by Location Type



Number of Crimes by Known Day of Week & Time of Day



Point of Entry/Exit*	Type Entry	Type Exit
Door	2,460	2,147
Front	1,968	1,454
Window	1,259	403
Rear	1,213	840
Side	498	292
Unknown	267	427
Other	200	115
Attached Garage	160	114
Patio/Sliding Dr.	132	96
Vent/A.C.	93	36
Wall	23	13
Roof/Skylight	22	10
Attic	11	5
Vehicle	11	9
Balcony/Fire Escape	10	3
Floor	6	4
Hidden Within	1	1

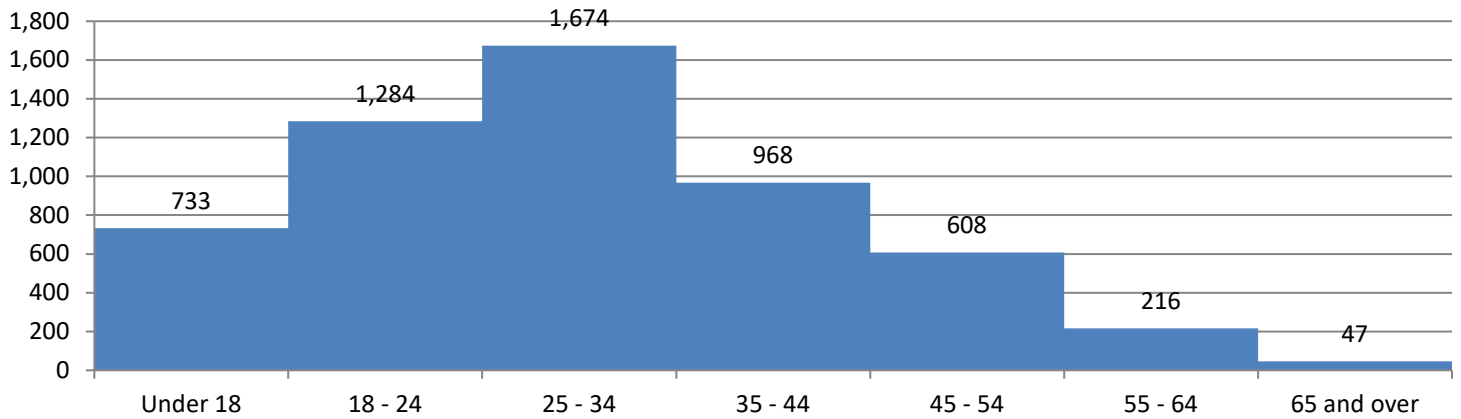
*up to 2 entry/exit types may be reported

Type of Known Security*	Number of Offenses
Locked	2,291
Camera	776
Unlocked	674
None	577
Dead Bolt	419
Alarm/Audio	394
Alarm/Silent	96
Other	93
Exterior Lights	74
Fence	56
Dog	40
Bars/Grate	23
Interior Lights	17
Guard	4
Neighborhood Watch	4

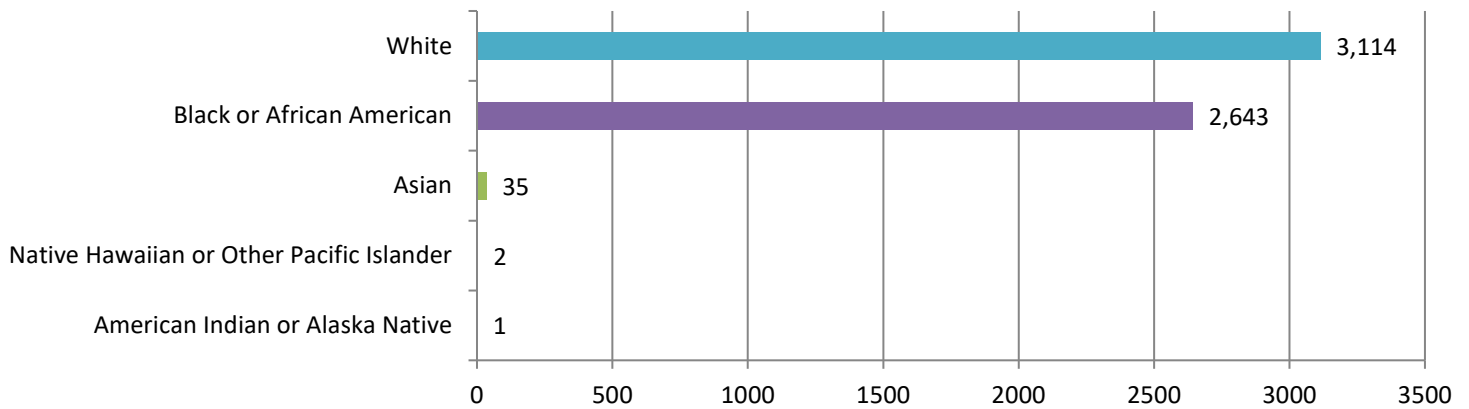
*up to 3 security types may be reported

Burglary

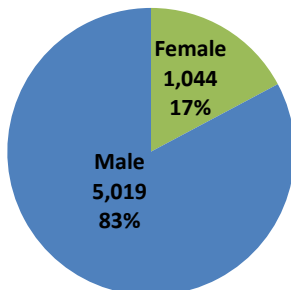
Number of Offenders by Known Age Range



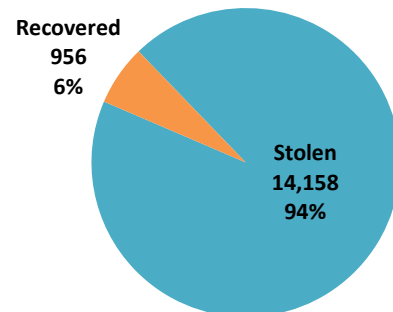
Number of Offenders by Known Race



Number of Offenders by Known Sex



Number of Property Items Stolen vs. Recovered



Property Stolen in Burglaries

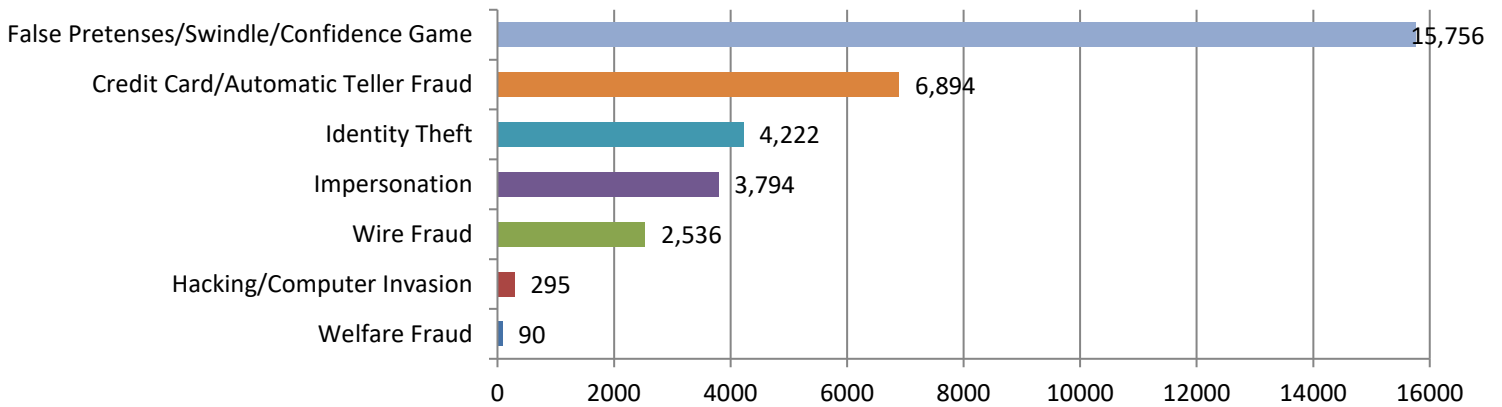
Property Description	Total Property Value*	Average Property Value*
Aircraft Parts/Accessories	\$ 350	\$ 175
Artistic Supplies/Accessories	\$ 33,463	\$ 2,231
Bicycles	\$ 169,833	\$ 1,503
Building Materials	\$ 122,469	\$ 1,289
Camping/Hunting/Fishing Equipment/Supplies	\$ 63,704	\$ 590
Chemicals	\$ 1,688	\$ 241
Clothes/Fur/Personal Possessions	\$ 1,128,600	\$ 1,332
Collections/Collectibles	\$ 403,412	\$ 3,478
Computer Hardware/Software	\$ 1,175,529	\$ 1,125
Consumable Goods	\$ 293,815	\$ 930
Crops	\$ 2,880	\$ 1,440
Drug/Alcohol	\$ 228,965	\$ 763
Explosives	\$ 2,907	\$ 145
Farm Equipment	\$ 18,821	\$ 697
Financial Instruments Except Money	\$ 126,937	\$ 2,821
Firearm Accessories	\$ 40,419	\$ 459
Firearms	\$ 725,444	\$ 1,238
Fuel	\$ 2,635	\$ 105
Gambling Equipment	\$ 6,475	\$ 1,619
Heavy Construction/Industrial Equipment	\$ 133,910	\$ 2,480
Household Goods	\$ 545,267	\$ 840
Jewelry/Precious Metals/Gems	\$ 3,774,265	\$ 4,973
Law Enforcement Equipment	\$ 2,950	\$ 1,475
Lawn/Yard/Garden Equipment	\$ 241,168	\$ 722
Livestock	\$ 510	\$ 170
Logging Equipment	\$ 21,627	\$ 698
Medical/Medical Lab Equipment	\$ 294,453	\$ 16,359
Merchandise	\$ 275,597	\$ 1,506
Metals, Non-Precious	\$ 331,307	\$ 5,712
Money	\$ 3,265,217	\$ 2,138
Motorized Vehicle	\$ 1,611,793	\$ 12,304
Musical Instruments	\$ 112,627	\$ 1,733
Office-type Equipment	\$ 41,856	\$ 436
Other	\$ 2,039,255	\$ 1,150
Pets	\$ 15,260	\$ 636
Photographic/Optical Equipment	\$ 94,779	\$ 1,042
Portable Electronic Communications	\$ 237,222	\$ 628
Radios/TVs/VCRs/DVD Players	\$ 575,463	\$ 549
Recordings-Audio/Visual	\$ 42,857	\$ 471
Recreational/Sports Equipment	\$ 100,412	\$ 1,116
Tools	\$ 1,703,434	\$ 1,526
Trailers	\$ 26,050	\$ 2,605
Vehicle Parts/Accessories	\$ 194,466	\$ 1,239
Watercraft	\$ 10,918	\$ 1,365
Watercraft Equipment/Parts/Accessories	\$ 7,750	\$ 1,292
Weapons-Other	\$ 28,869	\$ 344

*Only properties valued over \$1 are included

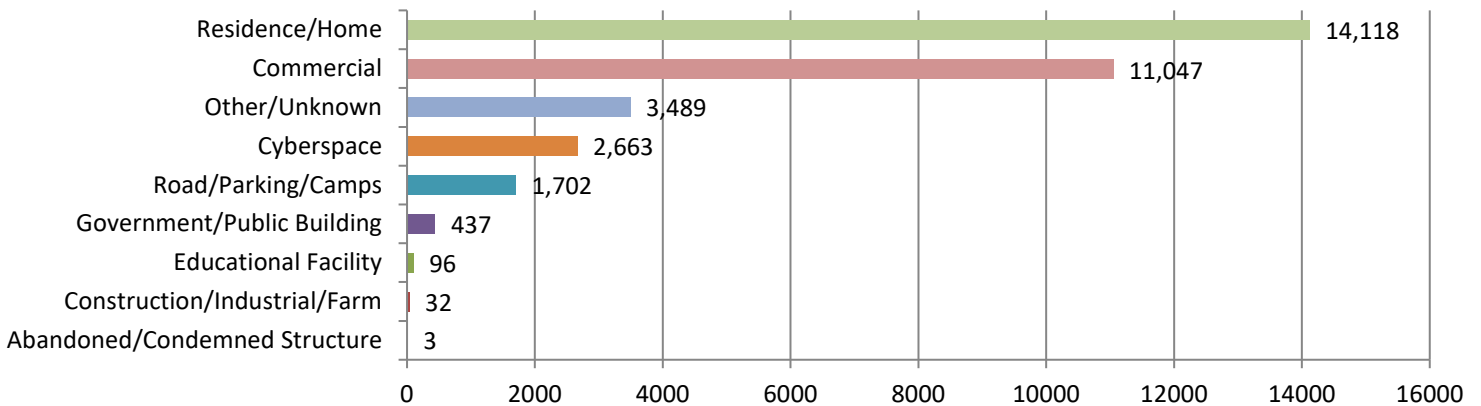
Fraud

There were 33,587 fraud/attempted fraud crimes reported by contributing agencies in 2020.

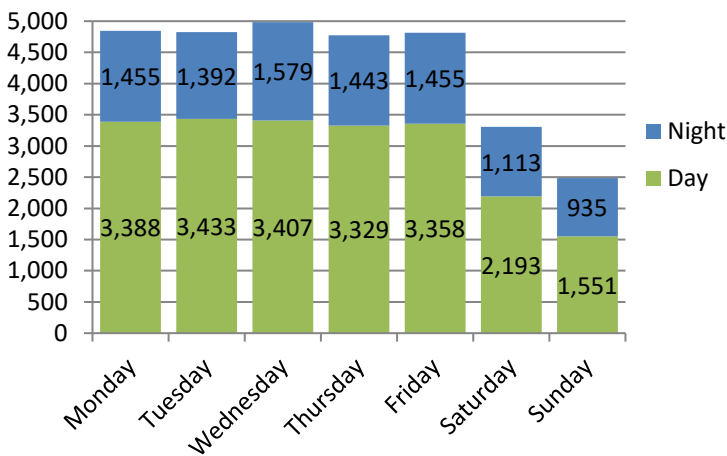
Number of Crimes by Type of Fraud



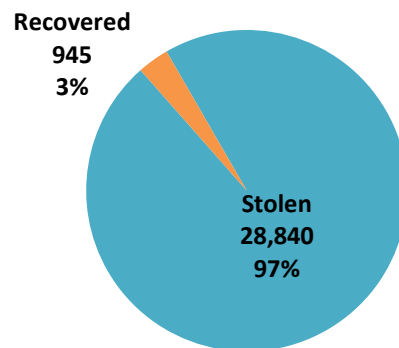
Number of Crimes by Location



Number of Crimes by Known Day of Week & Time



Number of Stolen vs. Recovered Properties




Property Stolen in Fraud

Property Description	Total Property Value*	Average Property Value*
Aircraft Parts/Accessories	\$ 15,003	\$ 15,003
Alcohol	\$ 4,084	\$ 110
Artistic Supplies/Accessories	\$ 161	\$ 81
Automobiles	\$ 7,975,324	\$ 21,971
Bicycles	\$ 13,517	\$ 2,253
Building Materials	\$ 108,537	\$ 4,719
Buses	\$ 501	\$ 501
Camping/Hunting/Fishing Equipment/Supplies	\$ 1,159	\$ 290
Clothes/Furs	\$ 117,037	\$ 975
Collections/Collectibles	\$ 10,643	\$ 968
Computer Hardware/Software	\$ 694,817	\$ 4,016
Consumable Goods	\$ 1,034,492	\$ 2,284
Crops	\$ 317	\$ 317
Drugs/Narcotics	\$ 21,518	\$ 229
Farm Equipment	\$ 34,126	\$ 11,375
Firearm Accessories	\$ 1,377	\$ 1,377
Firearms	\$ 6,383	\$ 426
Fuel	\$ 2,024	\$ 202
Gambling Equipment	\$ 1,863	\$ 373
Heavy Construction/Industrial Equipment	\$ 135,993	\$ 11,333
Household Goods	\$ 199,510	\$ 2,494
Jewelry/Precious Metals/Gems	\$ 249,239	\$ 4,451
Lawn/Yard/Garden Equipment	\$ 52,226	\$ 4,748
Livestock	\$ 1,000	\$ 1,000
Medical/Medical Lab Equipment	\$ 1,530	\$ 510
Merchandise	\$ 1,279,063	\$ 1,510
Metals, Non-Precious	\$ 13,925	\$ 6,963
Money	\$ 80,737,606	\$ 6,634
Musical Instruments	\$ 9,678	\$ 2,420
Negotiable Instruments	\$ 4,495,401	\$ 6,670
Office-type Equipment	\$ 3,284	\$ 411
Other	\$ 5,119,733	\$ 2,198
Other Motor Vehicles	\$ 282,818	\$ 12,855
Pets	\$ 17,819	\$ 1,273
Photographic/Optical Equipment	\$ 27,794	\$ 2,779
Portable Electronic Communications	\$ 202,912	\$ 1,230
Purses/Handbags/Wallets	\$ 127,837	\$ 2,131
Radios/TVs/VCRs/DVD Players	\$ 39,061	\$ 781
Recordings-Audio/Visual	\$ 5,502	\$ 786
Recreational Vehicles	\$ 15,000	\$ 15,000
Recreational/Sports Equipment	\$ 7,529	\$ 1,255
Structures - Commercial/Business	\$ 246	\$ 123
Structures - Other	\$ 499	\$ 499
Structures - Other Dwellings	\$ 331,200	\$ 165,600
Structures - Single Occupancy Dwellings	\$ 297,400	\$ 74,350
Tools	\$ 220,460	\$ 3,340
Trailers	\$ 23,201	\$ 4,640
Trucks	\$ 409,123	\$ 24,066
Vehicle Parts/Accessories	\$ 124,590	\$ 2,042
Weapons-Other	\$ 812	\$ 406

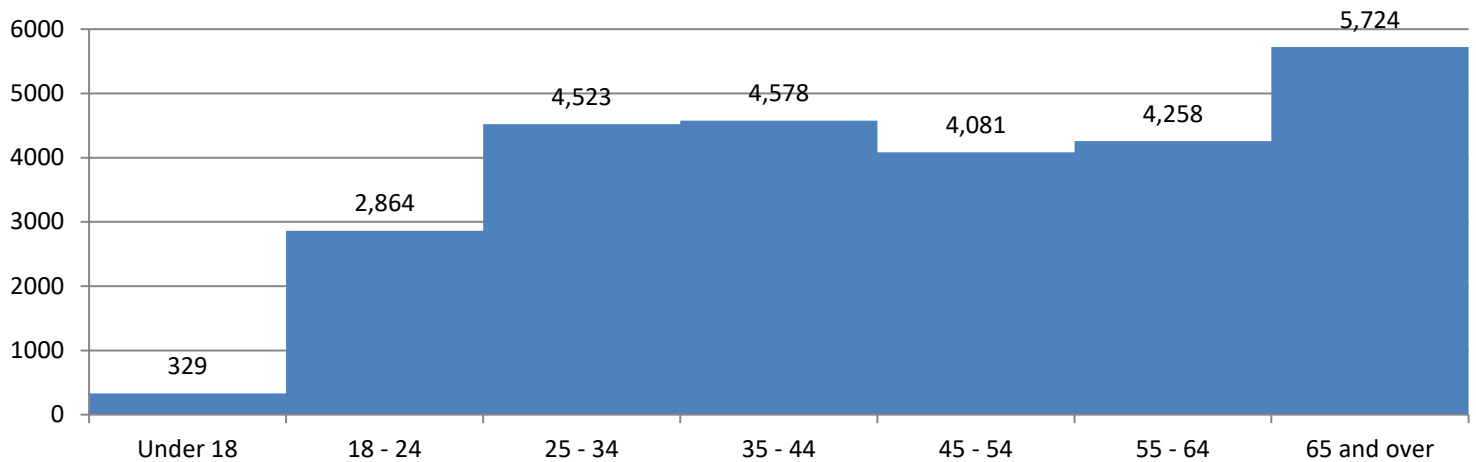
*Only properties valued over \$1 are included

Fraud

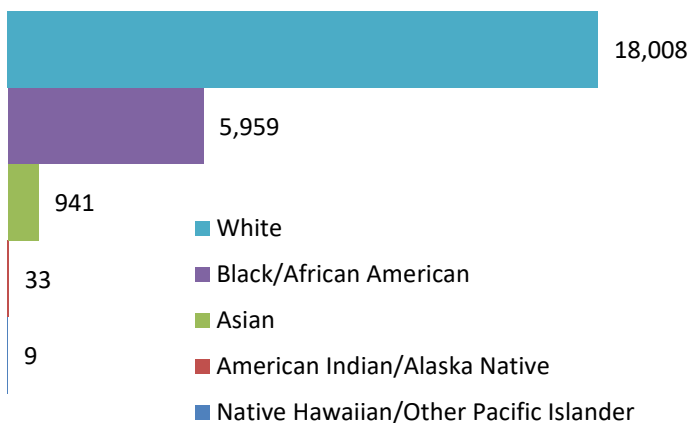
Number of Victims by Known Victim Type



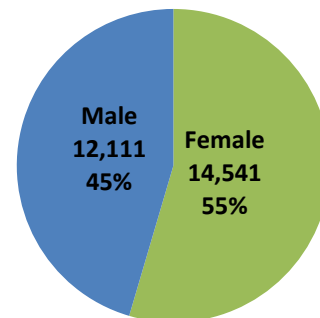
Known Age Range of Individual Victims



Known Race of Individual Victims

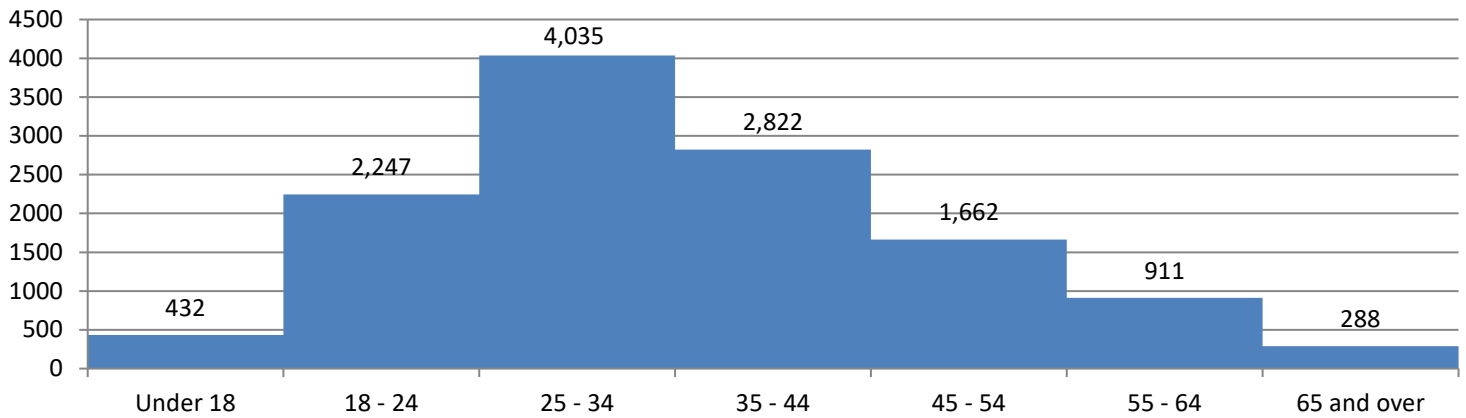


Known Sex of Individual Victims

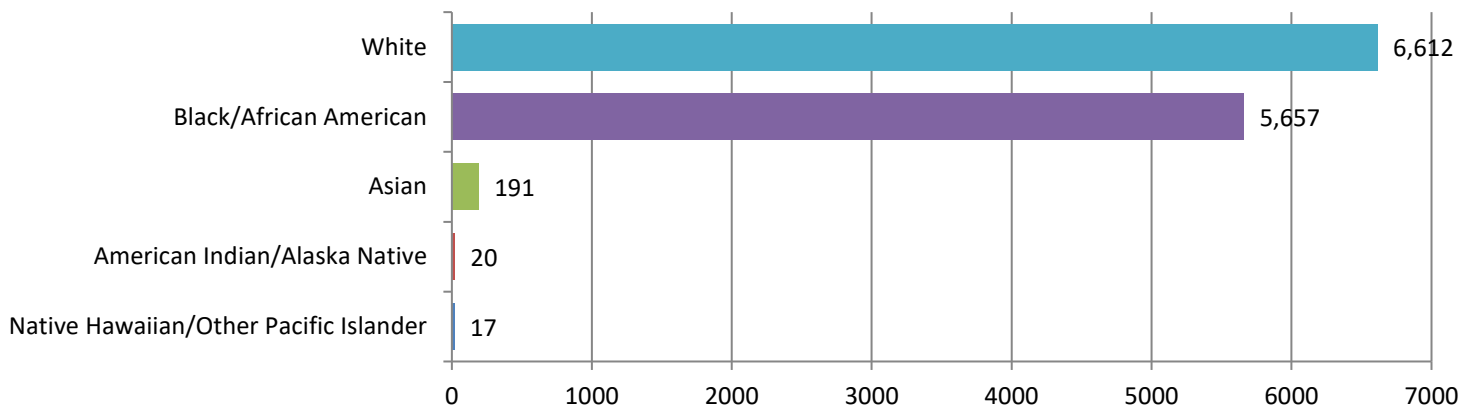


Fraud

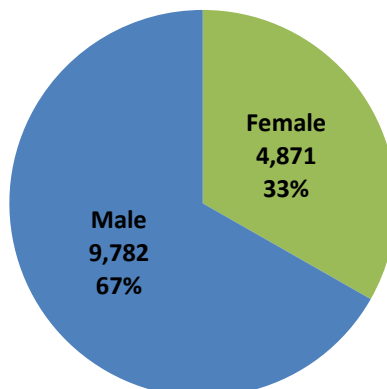
Number of Offenders by Known Age



Number of Offenders by Known Race



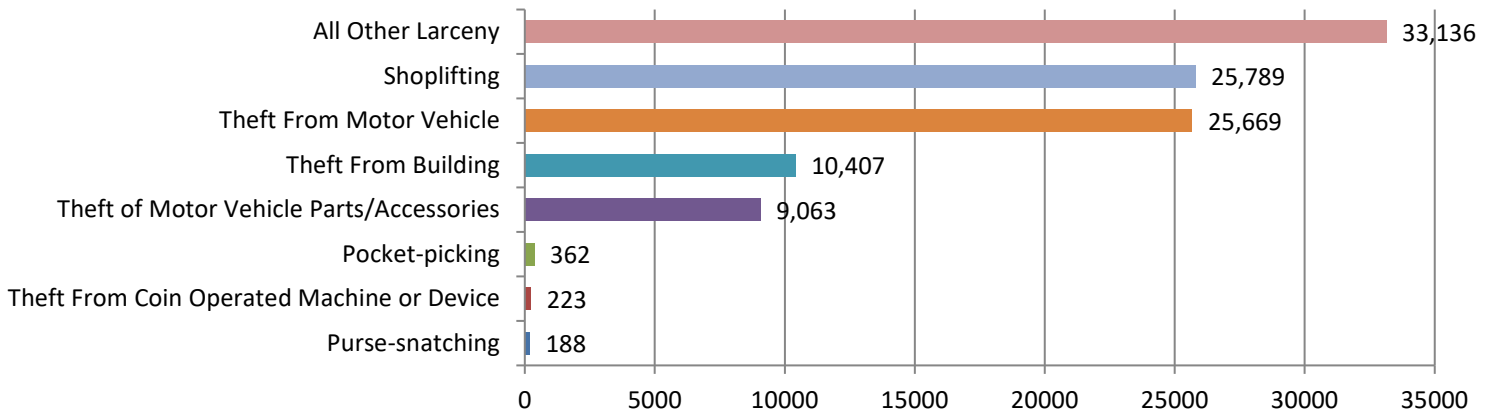
Number of Offenders by Known Sex



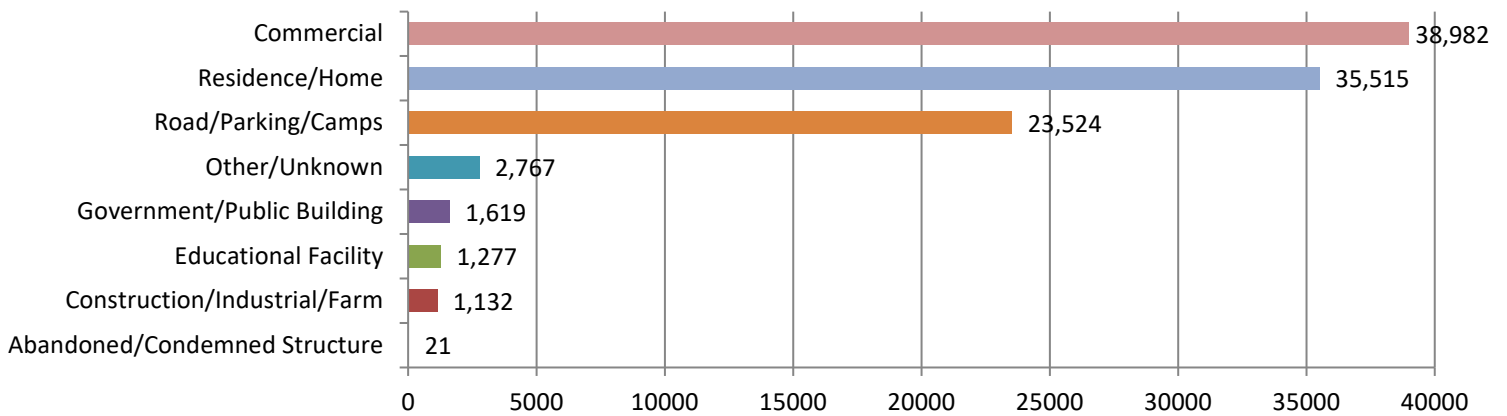
Larceny

There were 104,837 larcenies/attempted larcenies reported by contributing agencies in 2020.

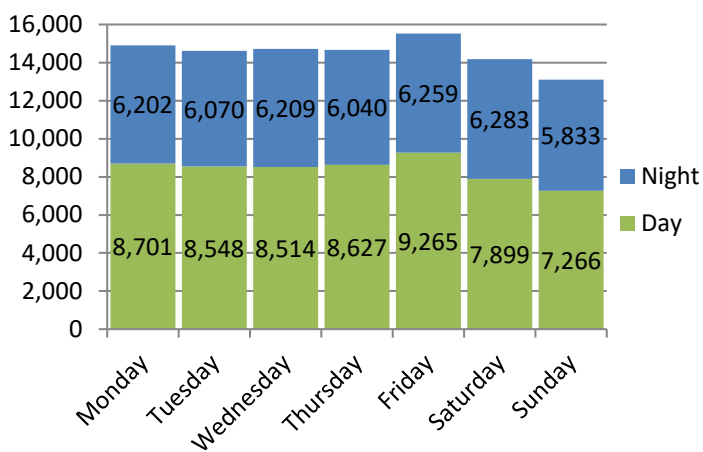
Number of Crimes by Type of Larceny



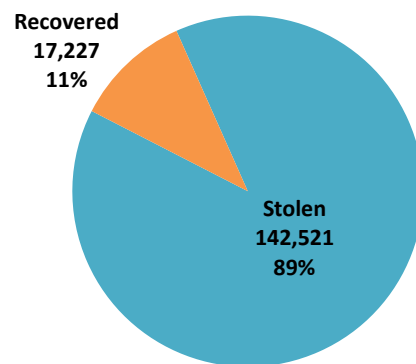
Number of Crimes by Location



Number of Crimes by Known Day of Week & Time



Number of Properties Stolen vs. Recovered



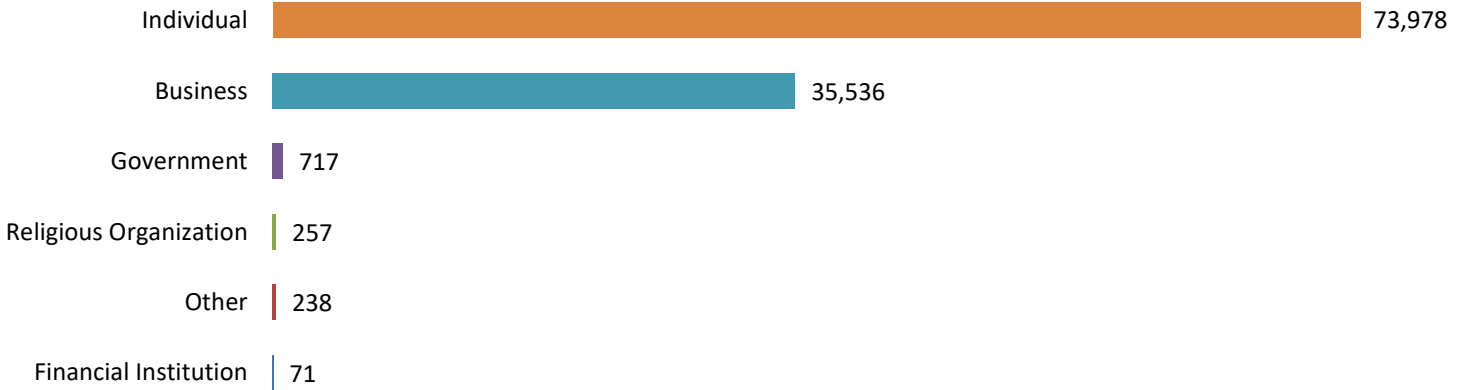
Property Stolen in Larceny

Property Description	Total Property Value*	Average Property Value*
Aircraft	\$ 14,350	\$ 7,175
Aircraft Parts/Accessories	\$ 28,320	\$ 1,180
Alcohol	\$ 296,046	\$ 78
Artistic Supplies/Accessories	\$ 37,309	\$ 266
Automobiles	\$ 52,198	\$ 17,399
Bicycles	\$ 1,586,243	\$ 570
Building Materials	\$ 1,126,872	\$ 1,818
Camping/Hunting/Fishing Equipment/Supplies	\$ 278,279	\$ 580
Chemicals	\$ 6,188	\$ 80
Clothes/Furs	\$ 2,408,782	\$ 338
Collections/Collectibles	\$ 612,075	\$ 2,498
Computer Hardware/Software	\$ 3,468,043	\$ 935
Consumable Goods	\$ 959,212	\$ 144
Crops	\$ 83,426	\$ 1,604
Drug/Narcotic Equipment	\$ 3,866	\$ 155
Drugs/Narcotics	\$ 175,525	\$ 173
Explosives	\$ 8,701	\$ 147
Farm Equipment	\$ 1,092,127	\$ 4,137
Firearm Accessories	\$ 67,541	\$ 161
Firearms	\$ 2,434,699	\$ 547
Fuel	\$ 39,958	\$ 117
Gambling Equipment	\$ 14,386	\$ 464
Heavy Construction/Industrial Equipment	\$ 3,540,199	\$ 8,572
Household Goods	\$ 1,766,238	\$ 592
Jewelry/Precious Metals/Gems	\$ 11,400,983	\$ 4,029
Law Enforcement Equipment	\$ 58,684	\$ 876
Lawn/Yard/Garden Equipment	\$ 1,906,793	\$ 1,250
Livestock	\$ 155,274	\$ 3,105
Logging Equipment	\$ 107,016	\$ 1,507
Medical/Medical Lab Equipment	\$ 235,627	\$ 943
Merchandise	\$ 2,183,218	\$ 262
Metals, Non-Precious	\$ 649,931	\$ 2,814
Money	\$ 11,595,963	\$ 850
Musical Instruments	\$ 573,886	\$ 4,381
Negotiable Instruments	\$ 1,983,737	\$ 2,858
Office-type Equipment	\$ 106,837	\$ 387
Other	\$ 10,415,485	\$ 544
Pets	\$ 159,675	\$ 794
Photographic/Optical Equipment	\$ 583,980	\$ 1,411
Portable Electronic Communications	\$ 3,348,049	\$ 598
Purses/Handbags/Wallets	\$ 1,294,851	\$ 171
Radios/TVs/VCRs/DVD Players	\$ 1,664,192	\$ 889
Recordings-Audio/Visual	\$ 182,761	\$ 444
Recreational/Sports Equipment	\$ 520,909	\$ 806
Structures - Commercial/Business	\$ 30,260	\$ 7,565
Structures - Industrial/Manufacturing	\$ 9,350	\$ 3,117
Structures - Other	\$ 17,878	\$ 993
Structures - Other Dwellings	\$ 11,644	\$ 2,329
Structures - Public/Community	\$ 1,250	\$ 625
Structures - Single Occupancy Dwellings	\$ 166,450	\$ 33,290
Structures - Storage	\$ 112,852	\$ 7,523
Tools	\$ 6,840,850	\$ 1,361
Trailers	\$ 2,229,518	\$ 3,953
Vehicle Parts/Accessories	\$ 5,880,161	\$ 657
Watercraft	\$ 489,835	\$ 4,453
Watercraft Equipment/Parts/Accessories	\$ 165,179	\$ 2,091
Weapons-Other	\$ 94,734	\$ 242

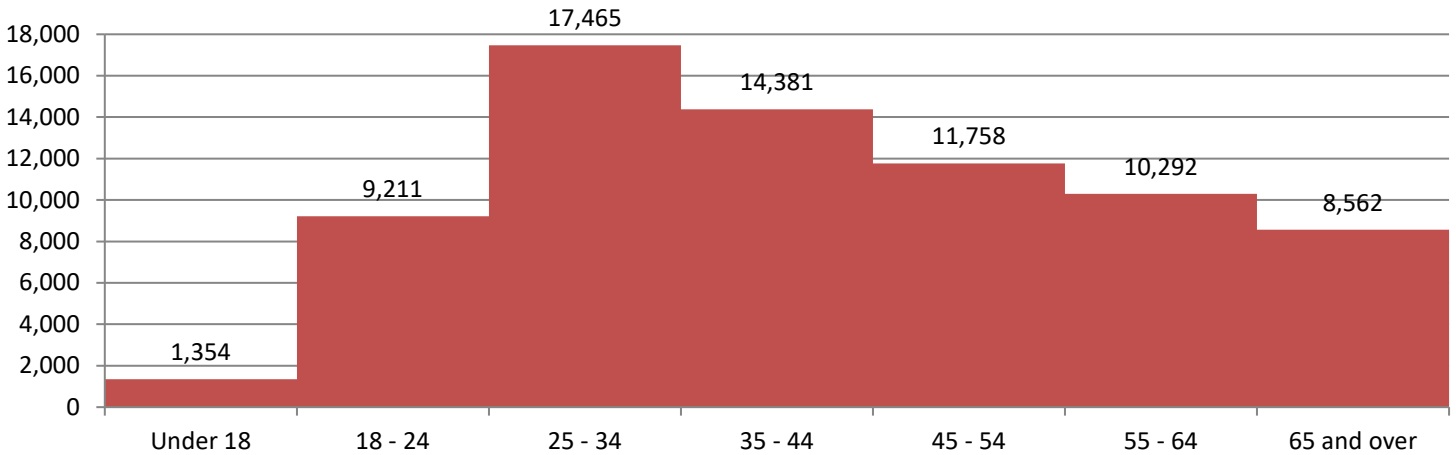
*Only properties valued over \$1 are included

Larceny

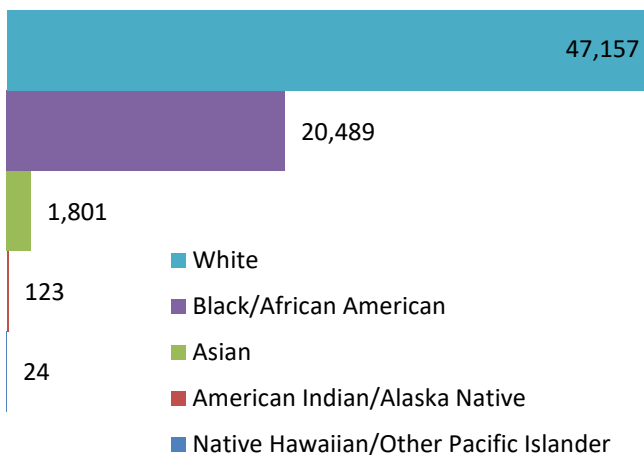
Number of Victims by Known Victim Type



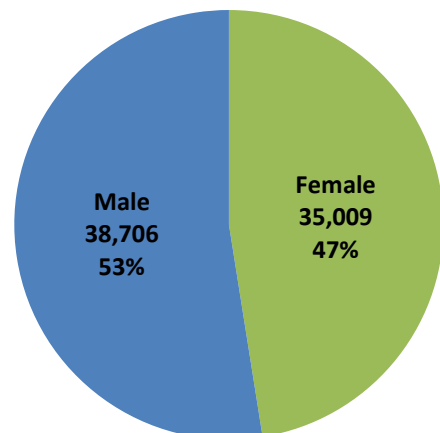
Known Age Range of Individual Victims



Known Race of Individual Victims

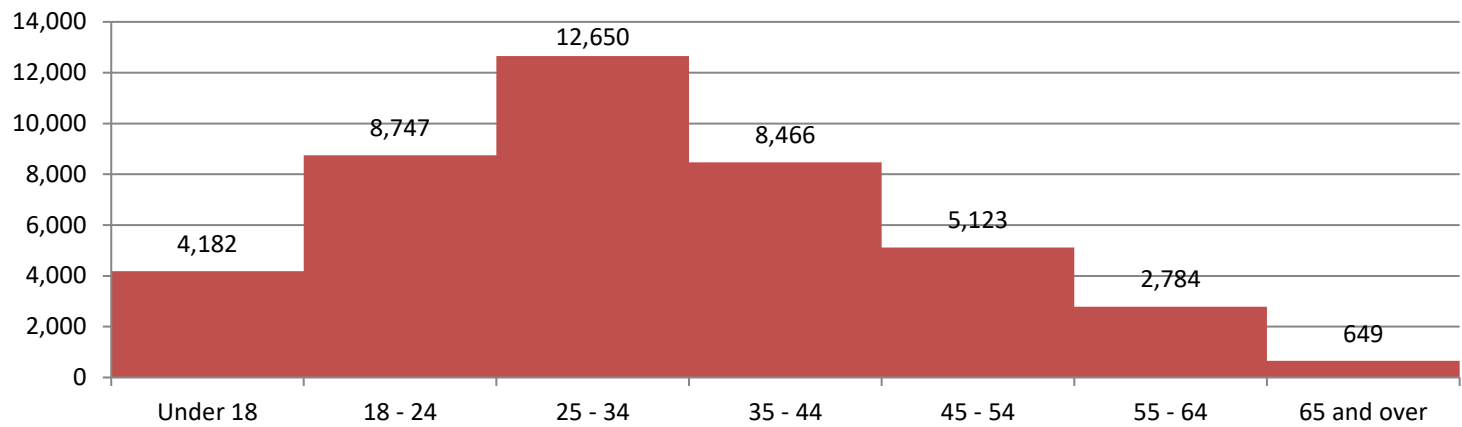


Known Sex of Individual Victims

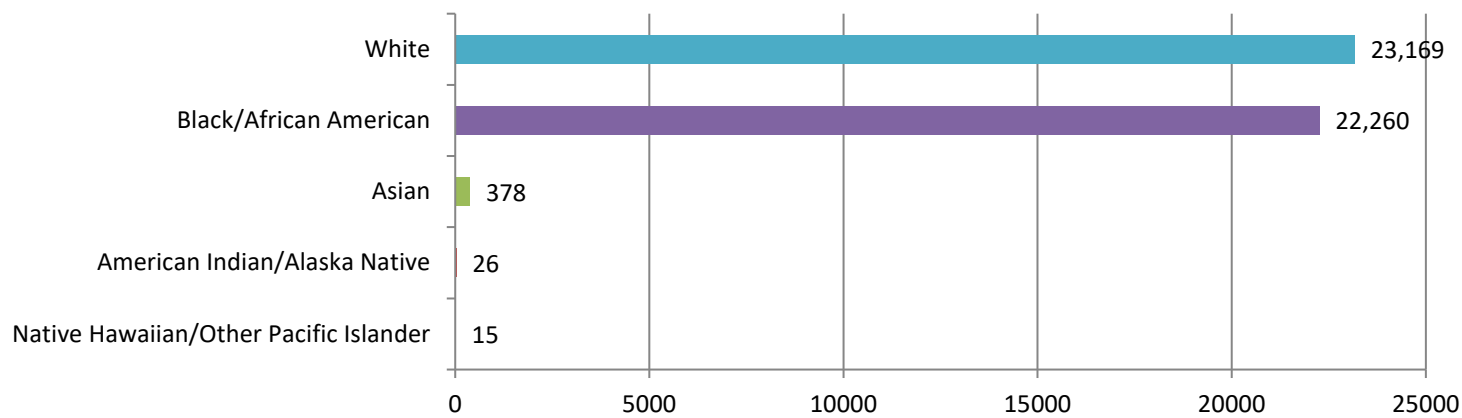


Larceny

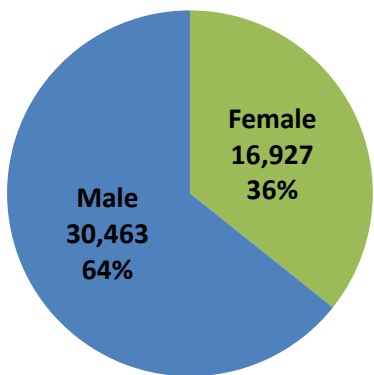
Number of Offenders by Known Offender Age Range



Number of Offenders by Known Race



Number of Offenders by Known Sex

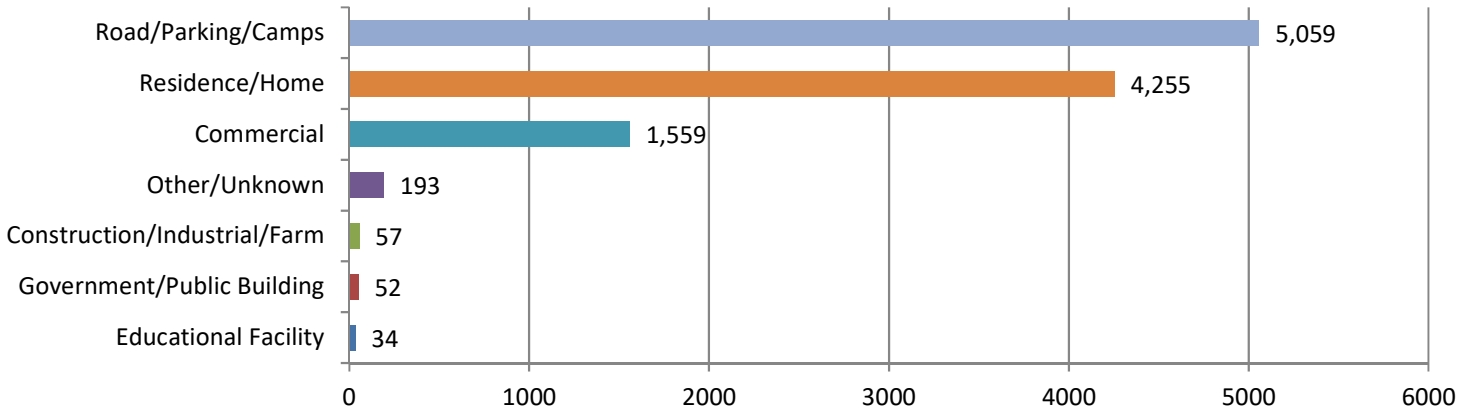


Motor Vehicle Theft

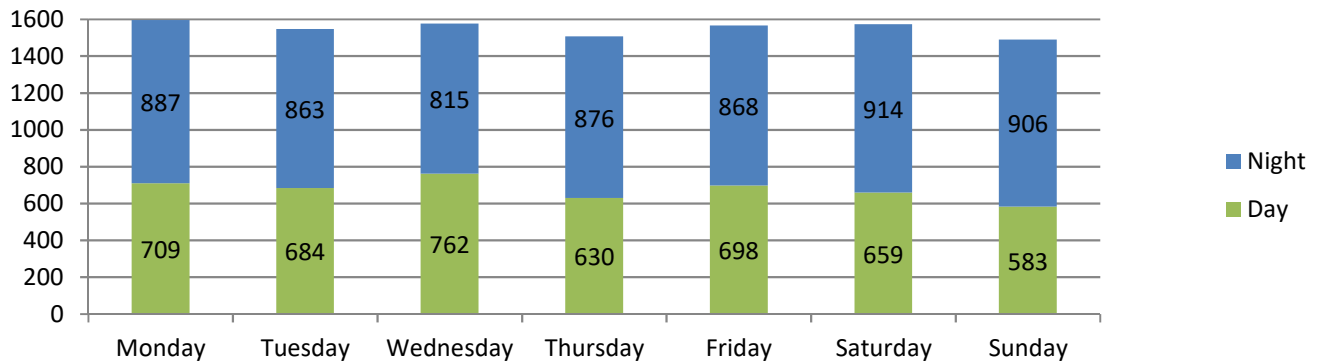
There were 10,773 motor vehicle theft/attempted theft offenses reported by contributing agencies in 2020.

A total of 11,209 motor vehicles were stolen.

Number of Motor Vehicles Stolen by Location



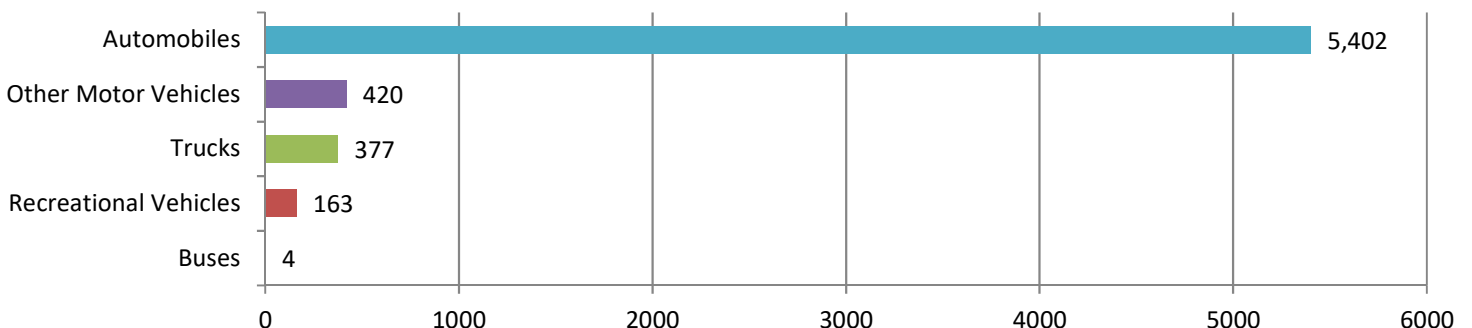
Number of Motor Vehicles Stolen by Known Day of Week & Time



Property Description	Count Stolen*	Total Property Value*	Average Property Value*
Automobiles	8,711	\$ 95,180,525	\$ 11,800
Other Motor Vehicles	1,346	\$ 8,158,823	\$ 6,754
Trucks	596	\$ 7,858,957	\$ 14,941
Recreational Vehicles	388	\$ 2,615,927	\$ 9,797
Buses	5	\$ 179,109	\$ 35,822

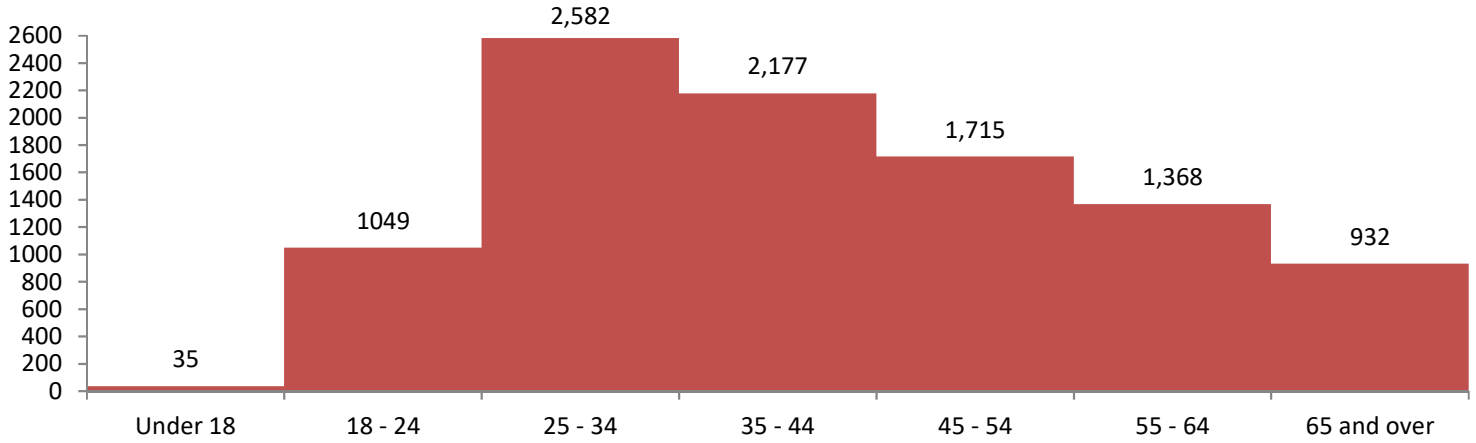
*Only properties valued over \$1 are included

Number of Recovered Vehicles

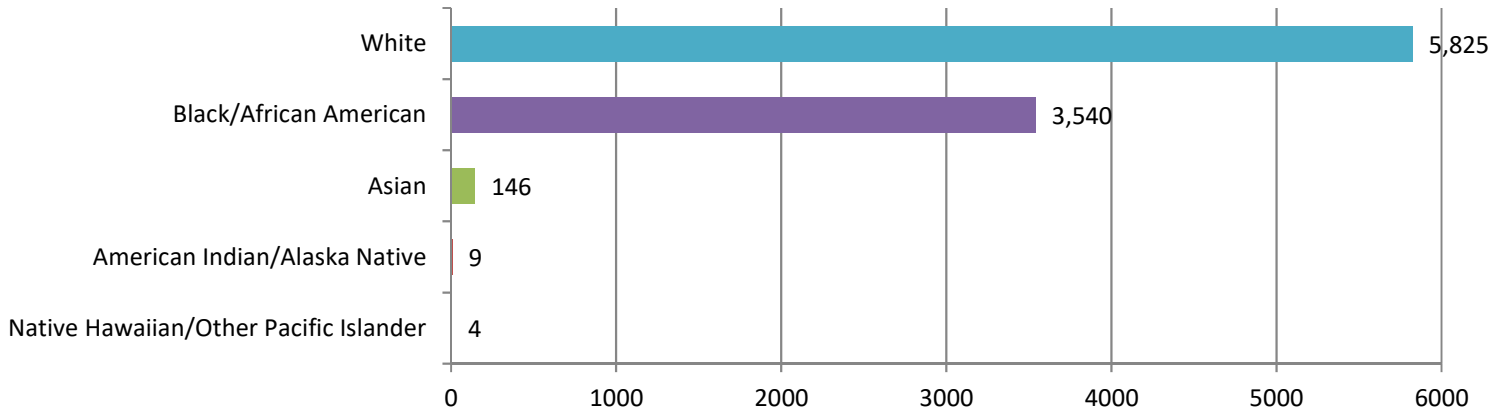


Motor Vehicle Theft

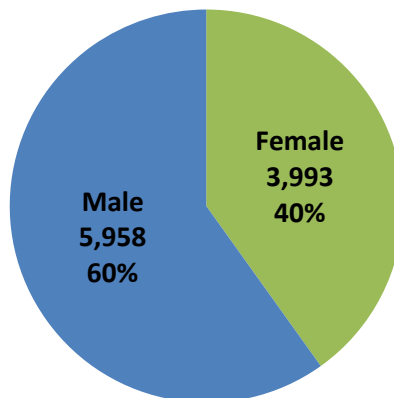
Number of Victims by Known Age Range



Number of Victims by Known Race

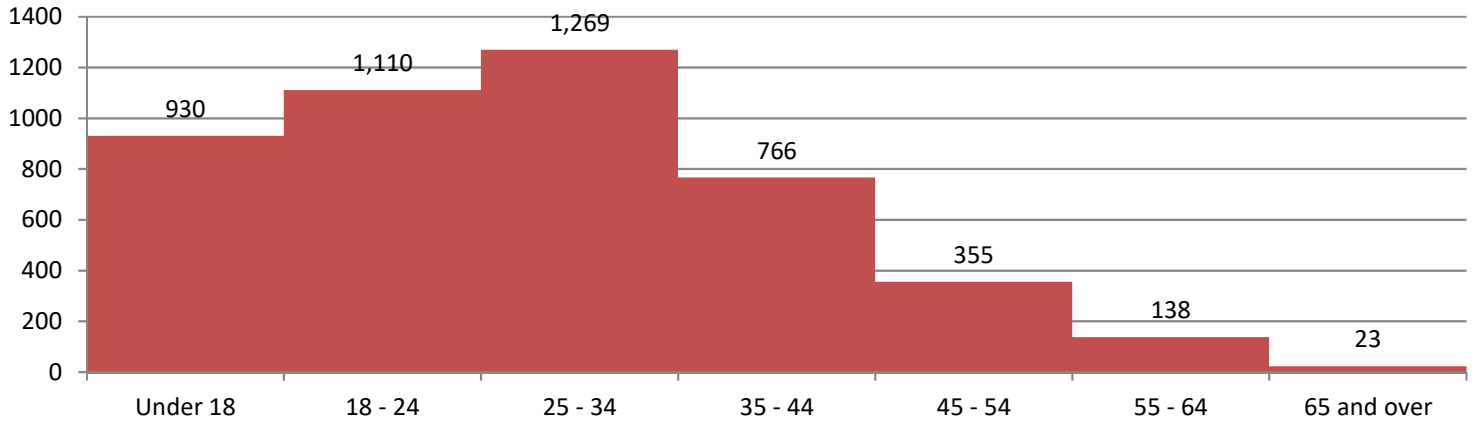


Number of Victims by Known Sex

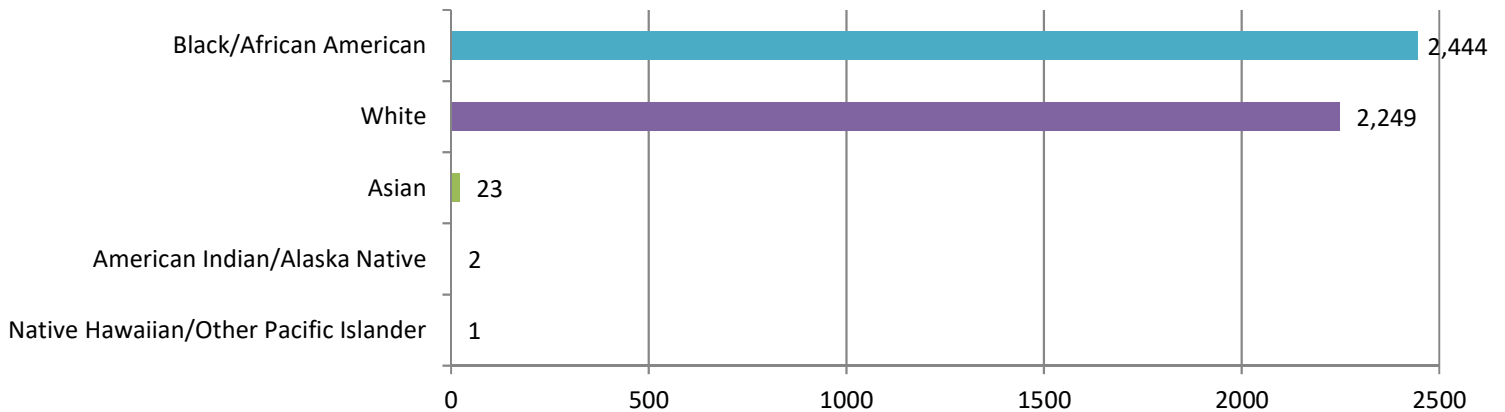


Motor Vehicle Theft

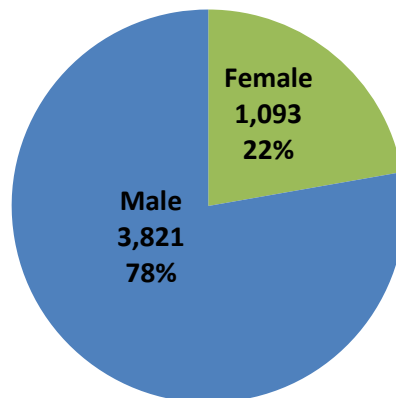
Number of Offenders by Known Age Range



Number of Offenders by Known Race



Number of Offenders by Known Sex



All Property Crimes

Value of Property Stolen & Recovered by Property Type

Property Description	Value Stolen*	Value Recovered*
Automotive	\$ 136,782,375	\$ 75,473,194
Financial	\$ 120,496,284	\$ 1,634,138
Merchandise/Goods	\$ 36,149,660	\$ 2,804,876
Other	\$ 32,397,016	\$ 1,929,952
Structures	\$ 1,079,074	\$ 9,070
Technology	\$ 13,414,269	\$ 986,468
Tools/Equipment	\$ 17,471,185	\$ 1,437,689
TOTAL	\$ 357,789,863	\$ 84,275,387

Please note that property recovered may have been stolen prior to 2020.

Value of Property Stolen by Type of Offense

Offense Type	Number of Offenses*	Total Property Value*	Average Property Value*
Arson	1	\$ 1,400	\$ 1,400
Burglary/Breaking & Entering	6,893	\$ 20,277,628	\$ 1,616
Embezzlement	1,591	\$ 27,232,344	\$ 14,857
Extortion/Blackmail	244	\$ 633,269	\$ 2,585
Motor Vehicle Theft	10,076	\$ 115,806,169	\$ 10,021
Robbery	2,366	\$ 4,024,240	\$ 1,136
Fraud Offenses			
Credit Card/Automatic Teller Fraud	5,147	\$ 8,384,228	\$ 1,584
False Pretenses/Swindle/Confidence Game	9,874	\$ 70,603,363	\$ 6,962
Hacking/Computer Invasion	34	\$ 143,130	\$ 4,089
Identity Theft	187	\$ 631,422	\$ 3,341
Impersonation	354	\$ 1,186,478	\$ 3,333
Welfare Fraud	59	\$ 825,522	\$ 13,992
Wire Fraud	1,925	\$ 22,700,731	\$ 11,695
Larceny Offenses			
Pocket-picking	320	\$ 125,832	\$ 325
Purse-snatching	172	\$ 110,644	\$ 432
Shoplifting	24,743	\$ 8,127,042	\$ 285
Theft From Building	9,488	\$ 14,851,682	\$ 1,172
Theft From Coin Operated Machine or Device	182	\$ 199,618	\$ 1,067
Theft From Motor Vehicle	20,847	\$ 16,717,633	\$ 528
Theft of Motor Vehicle Parts/Accessories	6,726	\$ 4,306,453	\$ 633
All Other Larceny	28,763	\$ 40,839,491	\$ 1,188

**Only properties valued over \$1 are included*

CRIMES AGAINST SOCIETY

Drug/Narcotic Violations

The unlawful cultivation, manufacture, distribution, sale, purchase, use, possession, transportation, or importation of any controlled drug or narcotic substance

Drug Equipment Violations

The unlawful manufacture, sale, purchase, possession, or transportation of equipment or devices utilized in preparing and/or using drugs or narcotics

Pornography/Obscene Material

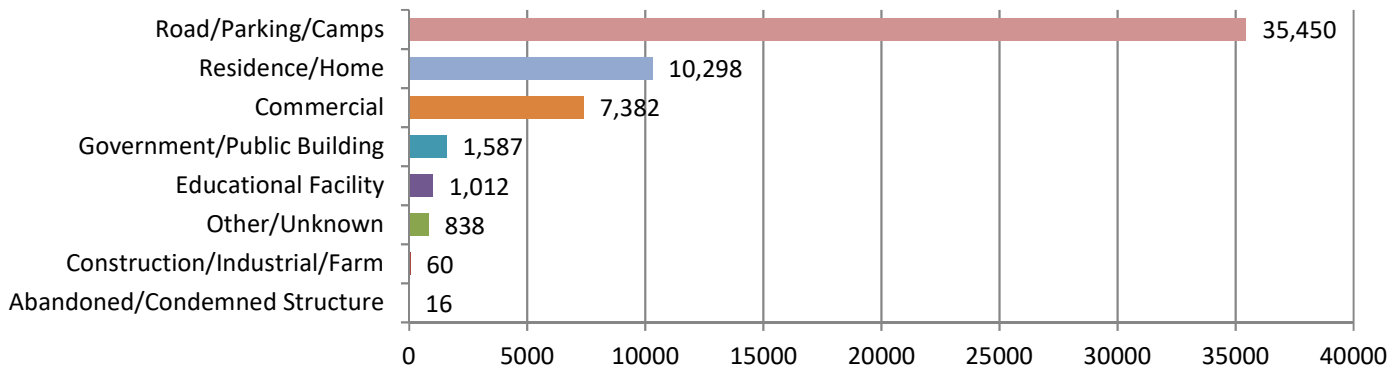
The violation of laws or ordinances prohibiting the manufacture, publishing, sale, purchase, or possession of sexually explicit material, e.g., literature or photographs

Drug/Narcotics & Equipment Violations

There were 56,643 Drug/Narcotics and Equipment Violations, including attempts, reported by contributing agencies in 2020.

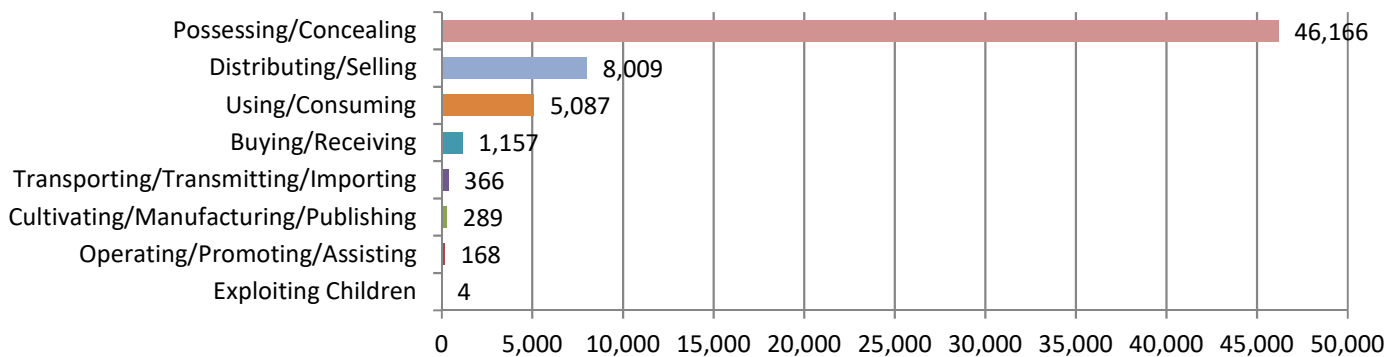
Furthermore, there were 28,382 arrests for Drug/Narcotics and Equipment Violations during the same time period.

Number of Drug Crimes by Location



Number of Drug Crimes by Criminal Activity Type

up to 3 types per offense

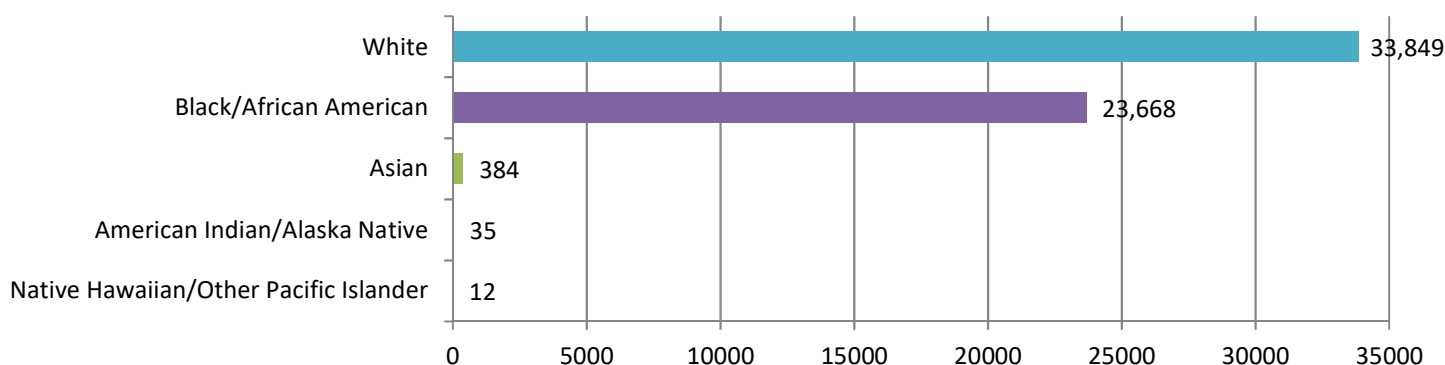


Number of Reports of Drugs Seized by Drug Type	
Drug Type	Count
Marijuana	25,012
Amphetamines/Methamphetamines	7,771
Heroin	4,129
Cocaine (all forms except Crack)	3,412
Unknown Type Drug*	3,000
Other Drugs	2,768
Other Narcotics	2,705
Crack Cocaine	2,475
Over 3 Drug Types	461
Other Hallucinogens	310
Hashish	296
Other Depressants	279
Other Stimulants	253
PCP	227
LSD	184
Opium	164
Barbiturates	82
Morphine	33

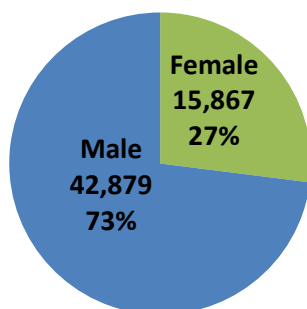
*Typically pending lab results

Drug/Narcotics & Equipment Violations

Number of Drug Offenders by Known Race



Number of Drug Offenders by Known Sex



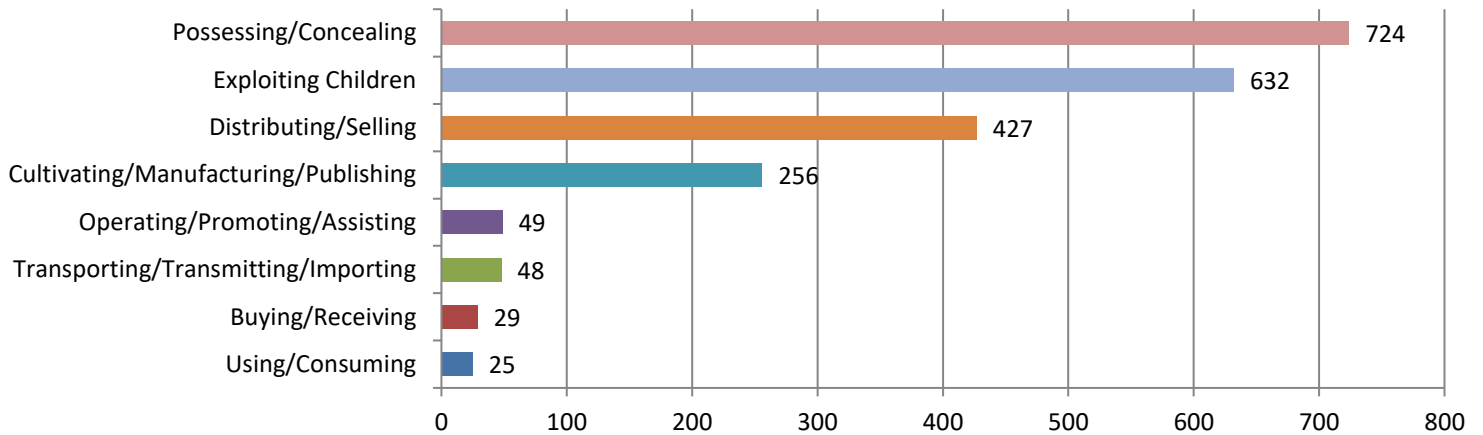
Type of Drug at Arrest (up to 3 drug types per offense)	Age of Arrestee							Total
	Under 18	18 - 24	25 - 34	35 - 44	45 - 54	55 - 64	65 and over	
Amphetamines/Methamphetamines	6	554	1,692	1,306	657	172	26	4,413
Barbiturates		11	17	14	5	1	1	49
Cocaine (all forms except Crack)	10	293	873	547	242	120	16	2,101
Crack Cocaine	2	110	465	345	214	144	25	1,305
Hashish	11	54	38	12	1	2		118
Heroin	8	245	900	546	214	79	13	2,005
LSD	6	52	25	4	2	1		90
Marijuana	828	6,042	4,274	1,597	597	279	57	13,674
Morphine		5	7	7	2	1	1	23
Opium		14	22	27	10	2	1	76
Other Depressants	4	60	67	39	19	7		196
Other Drugs	23	173	287	184	74	36	2	779
Other Hallucinogens		31	54	22	6	2	1	116
Other Narcotics	10	241	538	400	152	65	11	1,417
Other Stimulants	5	31	60	44	14	3		157
Over 3 Drug Types		6	21	13	2	3		45
PCP		5	41	48	23	3		120
Unknown Type Drug*	76	782	1,149	700	279	114	14	3,114
Total	989	8,709	10,530	5,855	2,513	1,034	168	29,798

*Typically pending lab results

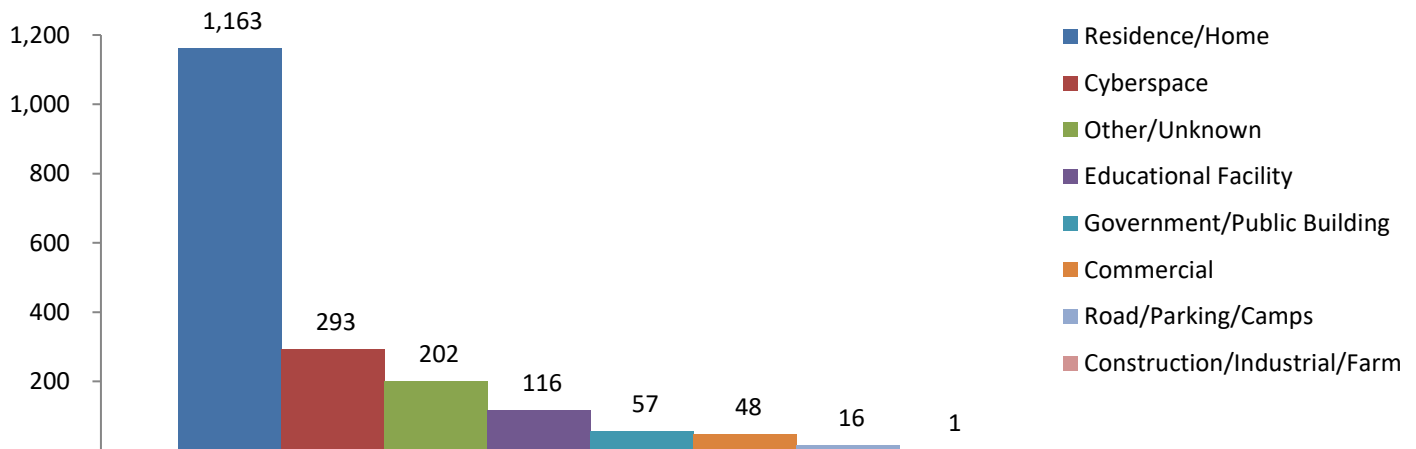
Pornography/Obscene Material

There were 1,896 pornography/obscene material crimes reported by contributing agencies in 2020.

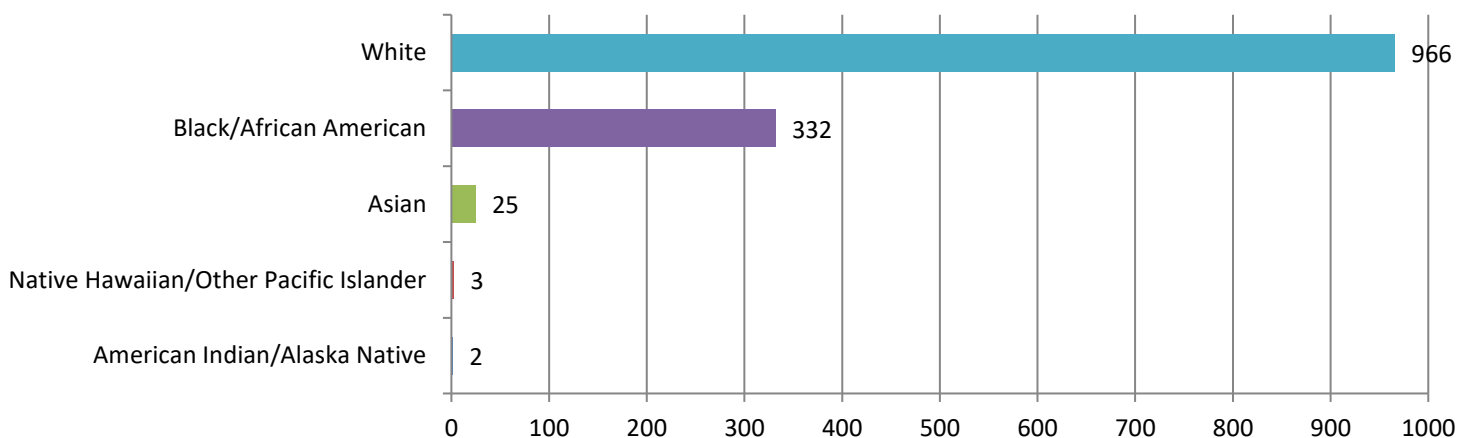
Number of Crimes by Criminal Activity Type



Crimes by Location

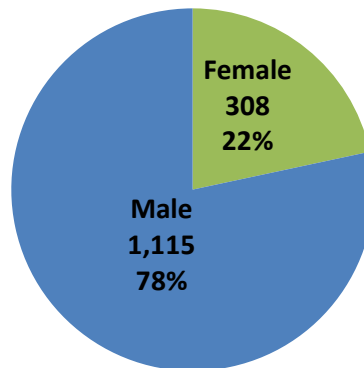


Number of Offenders by Known Race

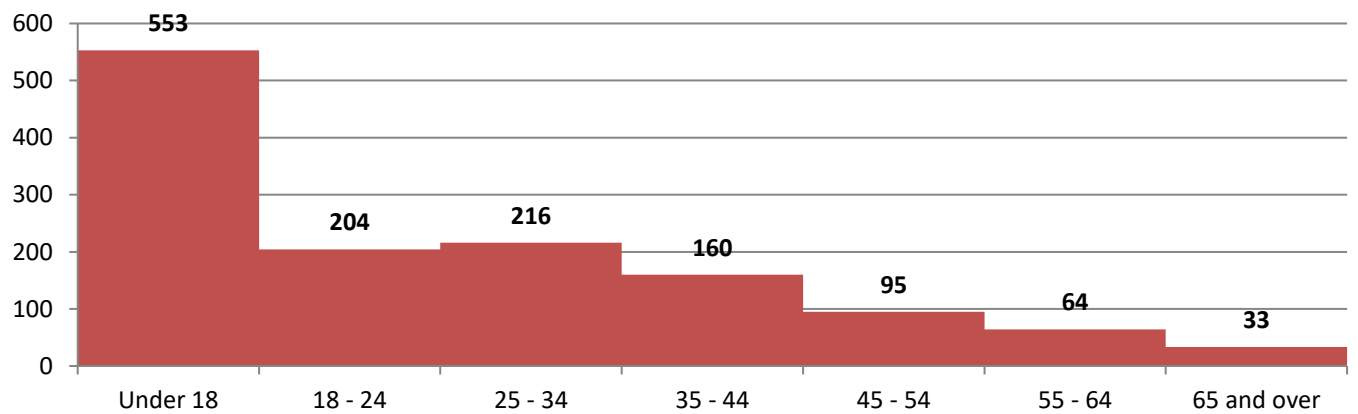


Pornography/Obscene Material

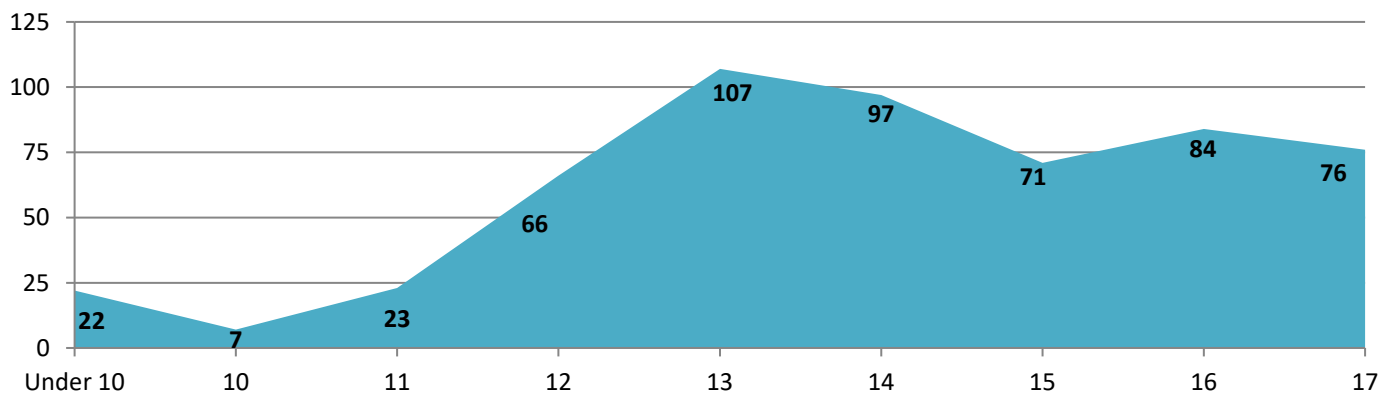
Number of Offenders by Known Sex



Number of Offenders by Age Range



Number of Juvenile Offenders by Age



Murder and
Non-Negligent
Manslaughter

VIOLENT CRIME

Rape

Sodomy

Sexual Assault with
Object

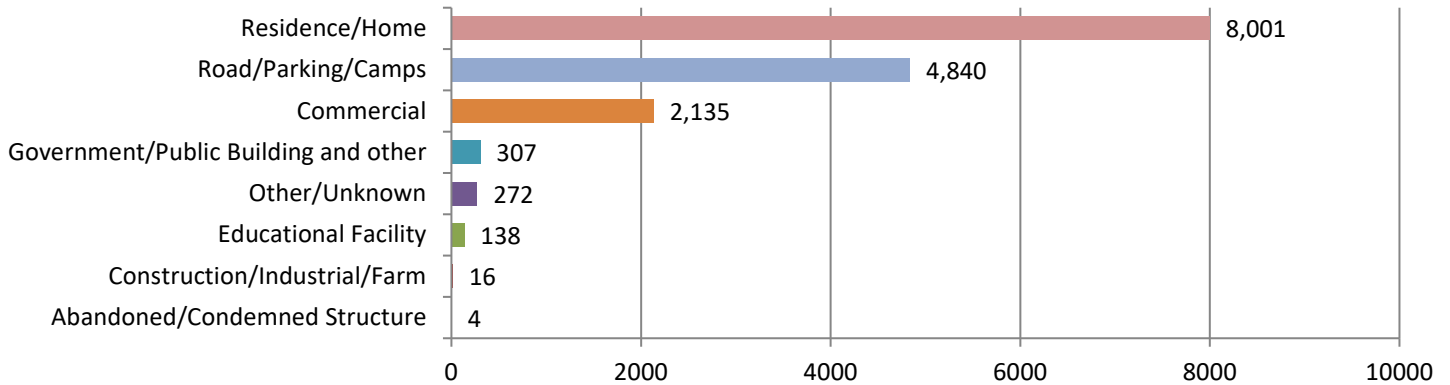
Aggravated
Assault

Robbery

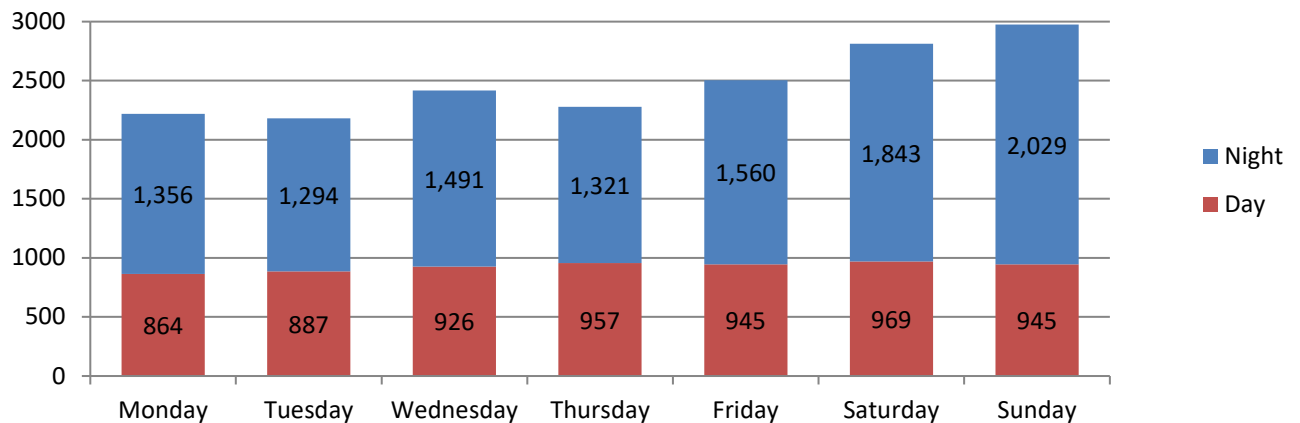
Violent Crime

Violent crimes include murder/non-negligent manslaughter, aggravated assault, forcible rape, forcible sodomy, sexual assault with an object, and robbery. In 2020, contributing agencies reported 15,713 violent offenses involving 18,173 individual victims.

Number of Offenses by Location Type



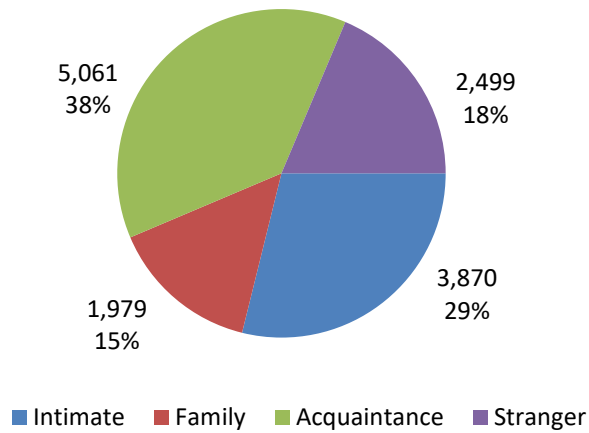
Number of Offenses by Known Day of Week & Time



Offender Suspected of Using		
Offense Type	Alcohol	Drugs
Murder and Nonnegligent Manslaughter	16	21
Forcible Rape	145	63
Forcible Sodomy	31	15
Sexual Assault With An Object	32	12
Aggravated Assault	1,024	313
Robbery	55	39
Total	1,303	463

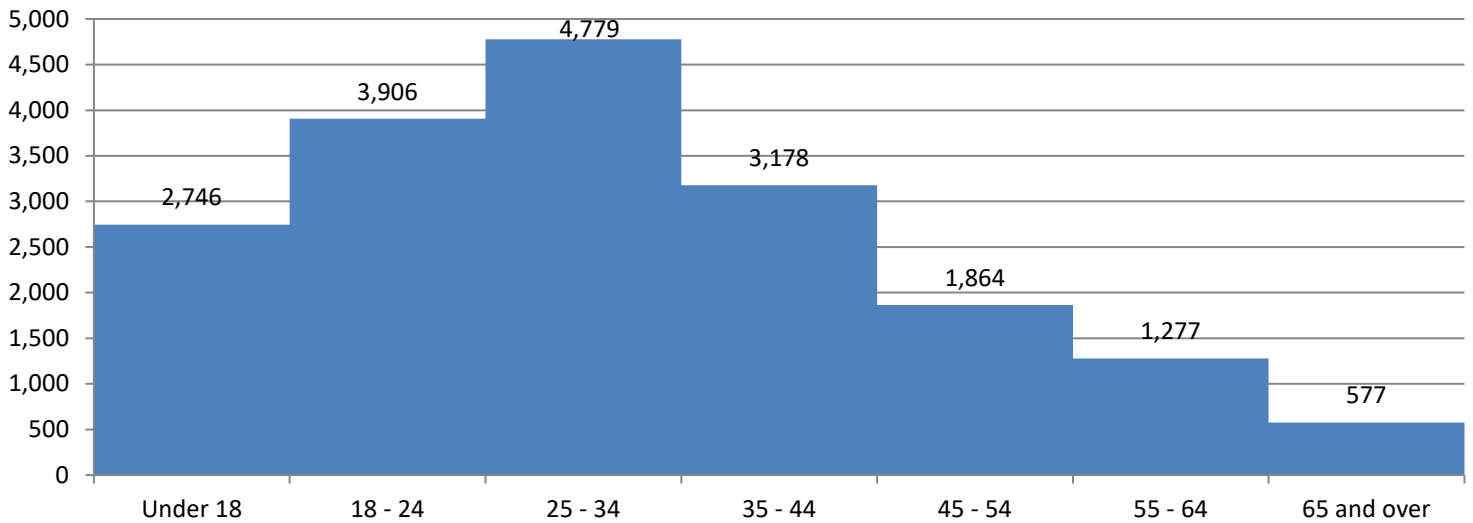
Violent Crime

Known Victim to Offender Relationship

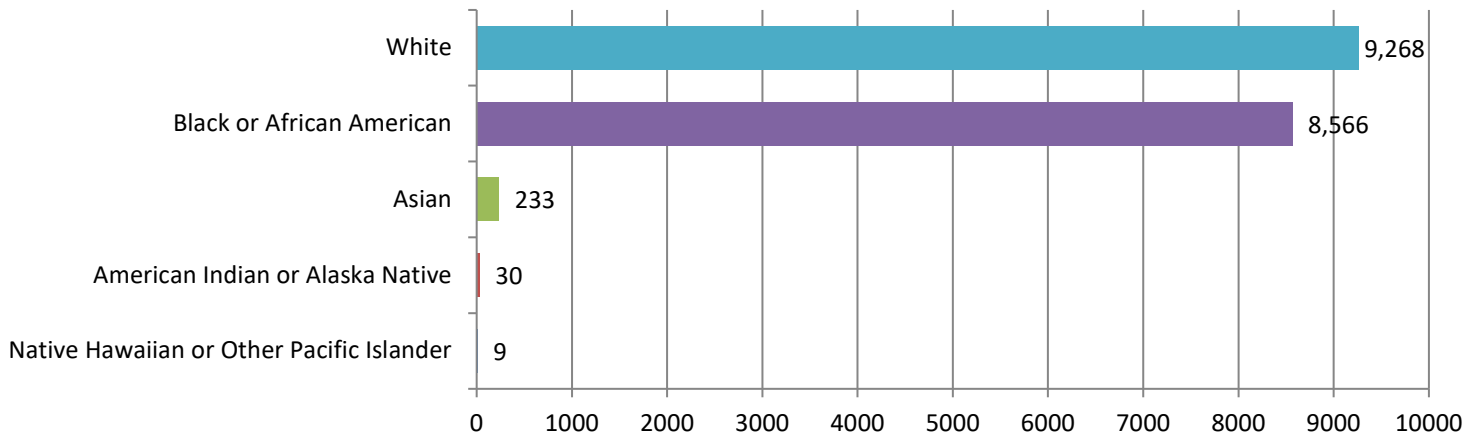


Unknown relationships are not captured in this chart

Number of Victims by Known Age

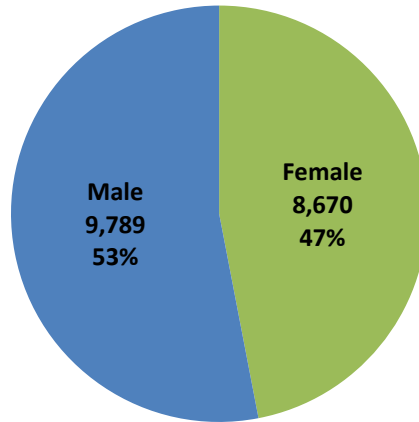


Number of Victims by Known Race



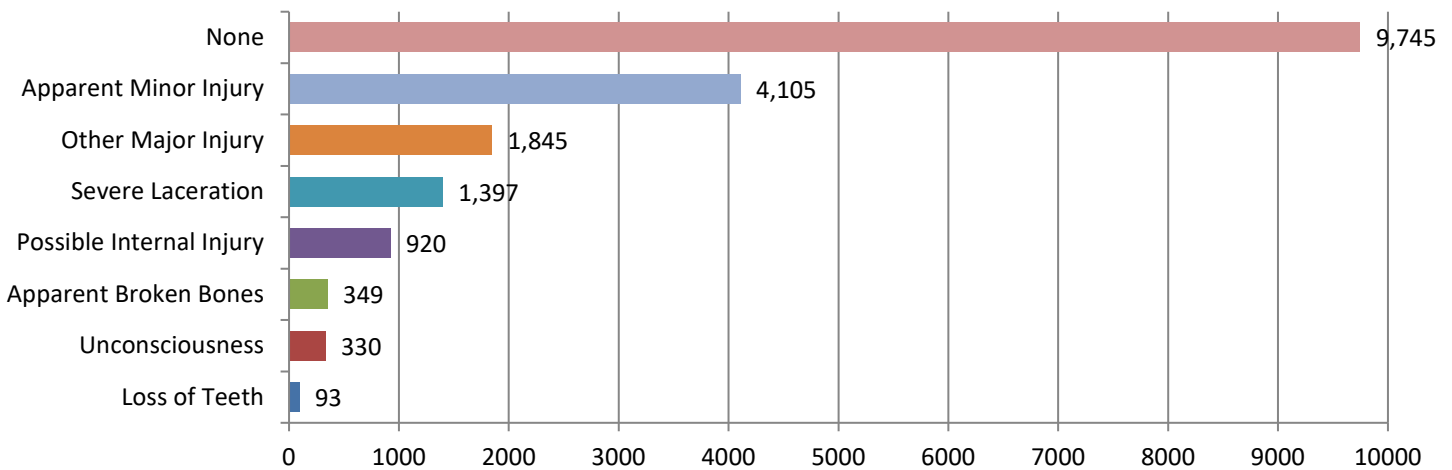
Violent Crime

Number of Victims by Known Sex



Number of Victims by Type of Injury

Up to 5 injuries may be listed per person

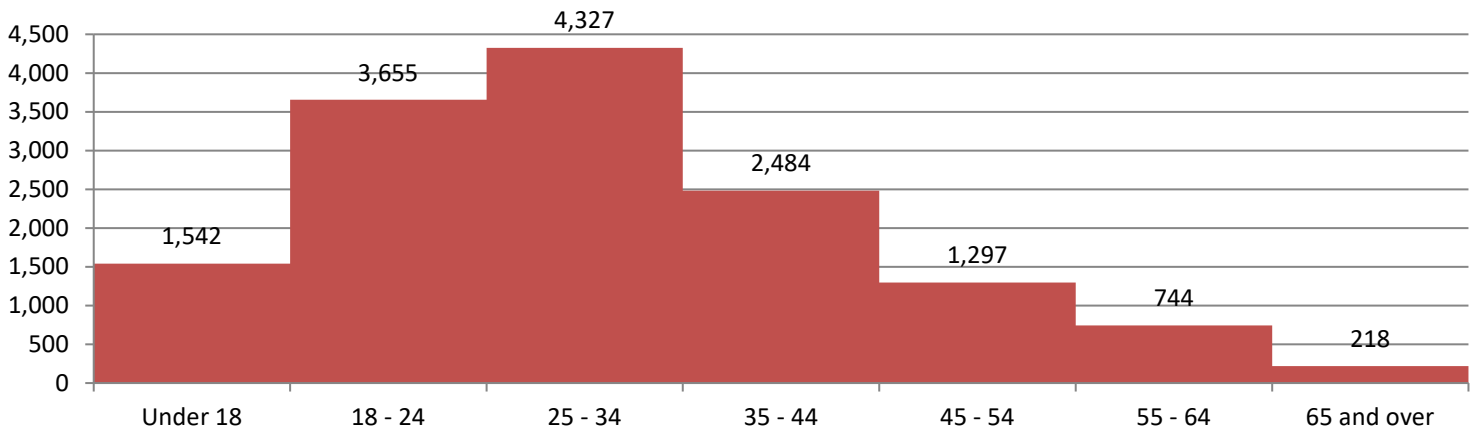


Type of Injury	Aggravated Assault	Robbery	Rape*
Apparent Broken Bones	321	23	5
Apparent Minor Injury	2,970	749	390
Loss of Teeth	85	8	
None	5,626	2,456	1,665
Other Major Injury	1,718	82	45
Possible Internal Injury	708	40	174
Severe Laceration	1,299	90	7
Unconsciousness	282	25	23

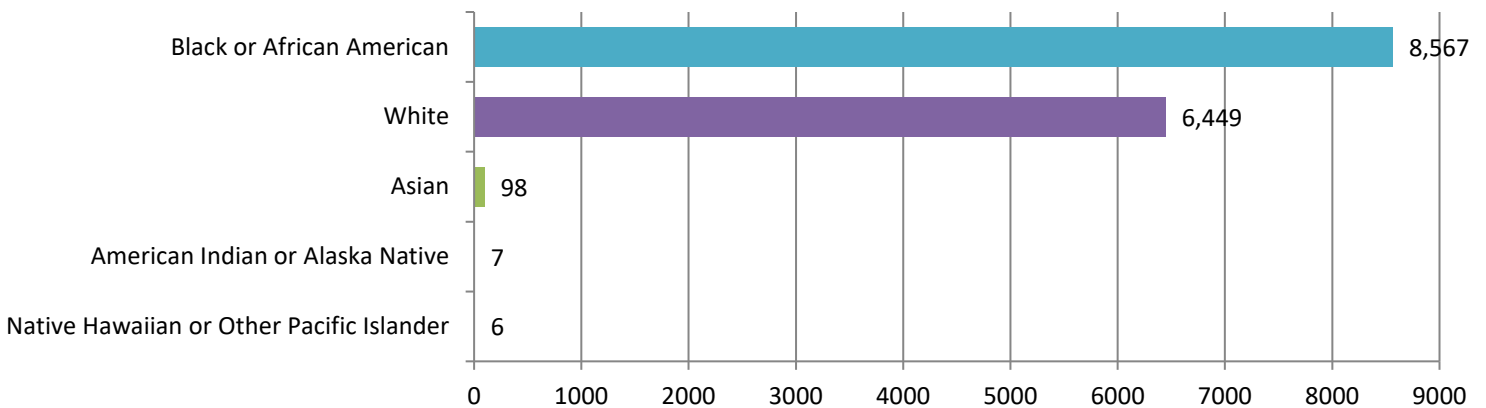
*Rape includes Forcible Rape, Forcible Sodomy, & Sexual Assault with an Object per FBI definition

Violent Crime

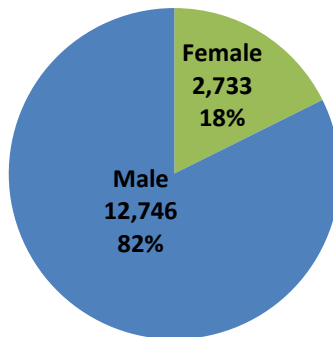
Number of Offenders by Known Age



Number of Offenders by Known Race



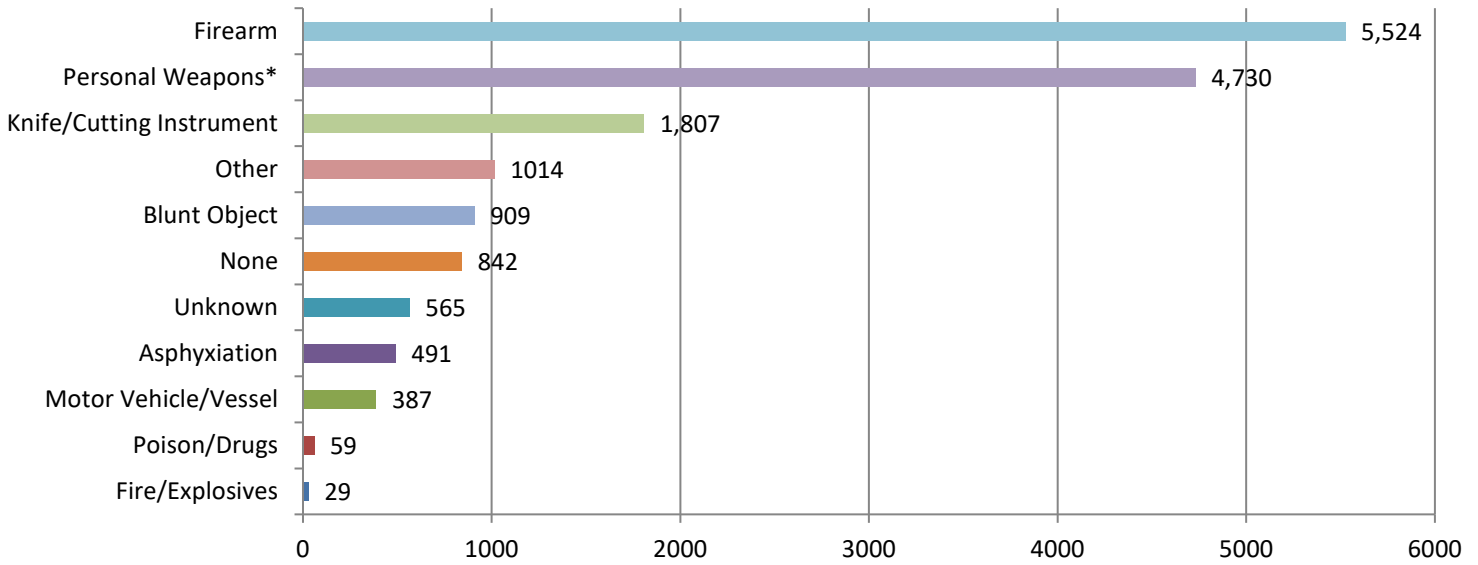
Number of Offenders by Known Sex



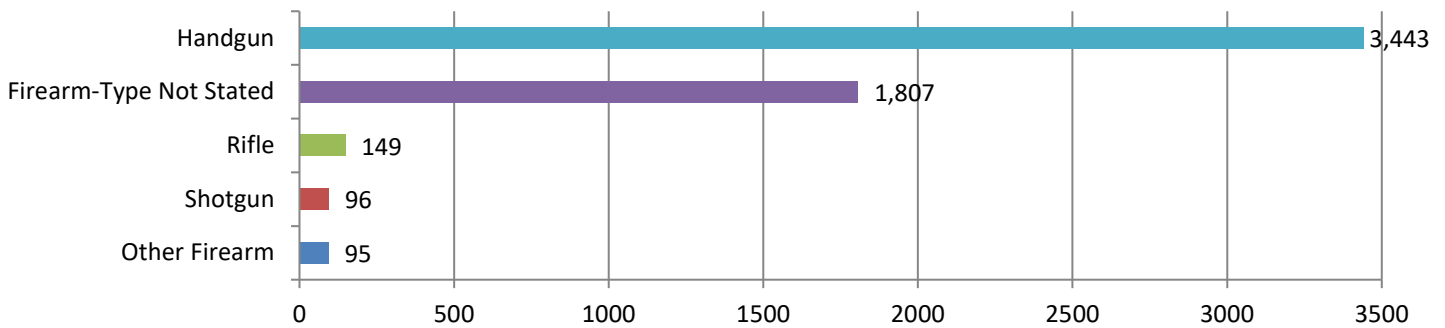
Violent Crime

Number of Crimes by Weapon/Force Involved

Up to 3 types may be listed per offense



Violent Crimes by Type of Firearm Involved



Type of Weapon/Force Involved	Murder/Non-Negligent Manslaughter	Rape**	Aggravated Assault	Robbery	Total
Asphyxiation		4	484	3	491
Blunt Object	6	6	828	69	909
Fire/Explosives	2		25	2	29
Firearm	399	25	3,609	1,491	5,524
Knife/Cutting Instrument	46	20	1,464	277	1,807
Motor Vehicle/Vessel	5		376	6	387
None		534	184	124	842
Other	8	83	837	86	1,014
Personal Weapons*	12	1,427	2,393	898	4,730
Poison/Drugs	3	12	42	2	59
Unknown	17	187	256	105	565

*Hands, Fists, Feet, Arms, Teeth, Etc.

**Rape includes Forcible Rape, Forcible Sodomy, & Sexual Assault with an Object per FBI definition

An abstract graphic design featuring a grid of colored rectangles. The top right rectangle is olive green and contains the text 'HATE CRIME' in white, bold, sans-serif font. The top left rectangle is red. The middle left rectangle is blue. The middle right area consists of two smaller rectangles: a red one on the left and a blue one on the right. The bottom left rectangle is olive green, and the bottom right rectangle is red.

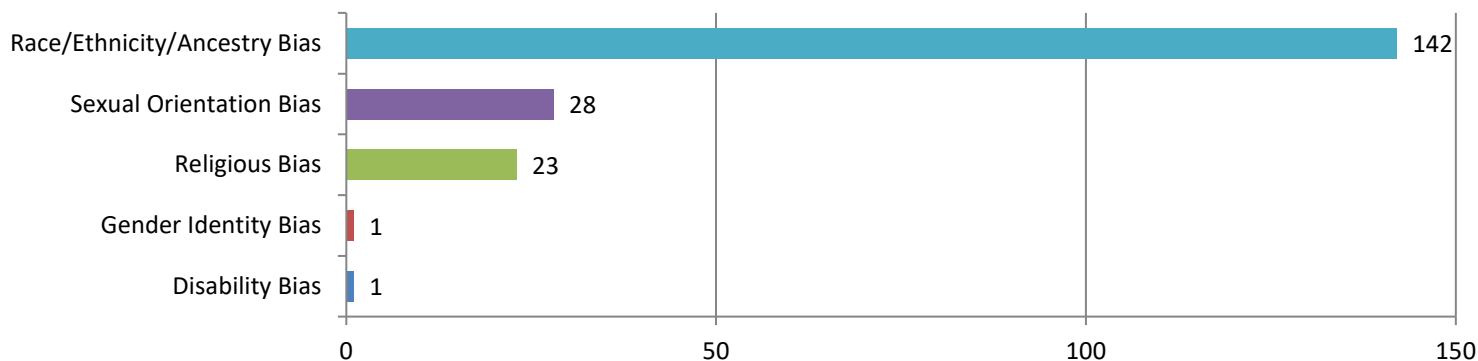
HATE CRIME

Hate Crimes

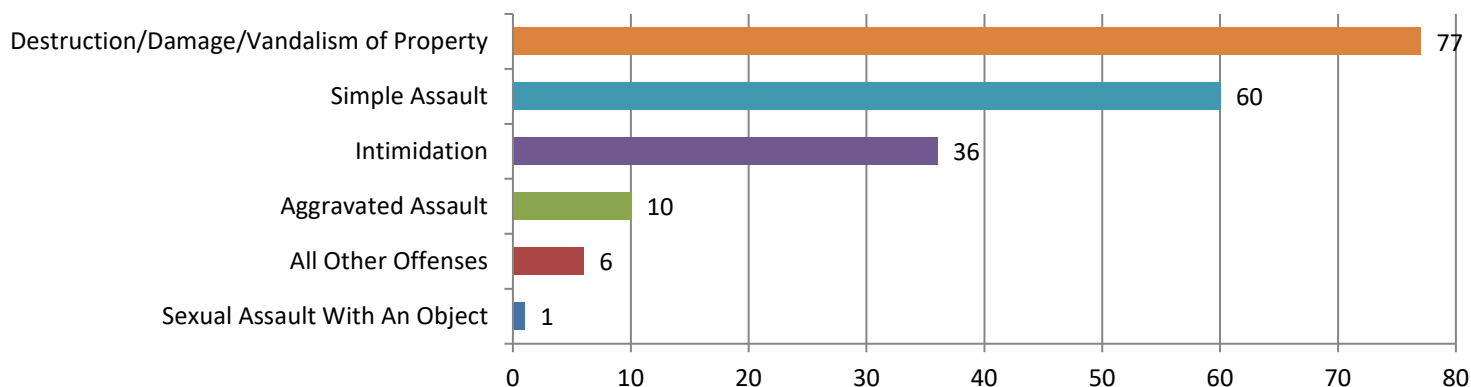
Hate crimes are not separate, distinct offenses, but rather reported crimes motivated by the offender's bias. Because of the difficulty of ascertaining the offender's subjective motivation, bias is reported only if the investigation reveals sufficient information to lead a reasonable and prudent person to conclude that the offender's actions were motivated, in whole or in part, by bias against race, religion, disability, ethnicity or sexual orientation. There were 190 hate crimes with 193 victims reported by contributing agencies in 2020.

Number of Hate Crimes by Type of Bias

*up to 5 bias motivations can be listed per offense



Number of Hate Crimes by Offense Type



Race/Ethnicity/Ancestry Bias

Anti-Black or African American	74
Anti-White	28
Anti-Multiple Races, Group	16
Anti-Other Race/Ethnicity/Ancestry	12
Anti-Asian	6
Anti-Hispanic or Latino	4
Anti-Arab	2

Sexual Orientation Bias

Anti-Lesbian/Gay/Bisexual/Transgender	13
Anti-Gay	12
Anti-Lesbian	2
Anti-Heterosexual	1

Gender Identity Bias

Anti-Transgender	1
------------------	---

Religious Bias

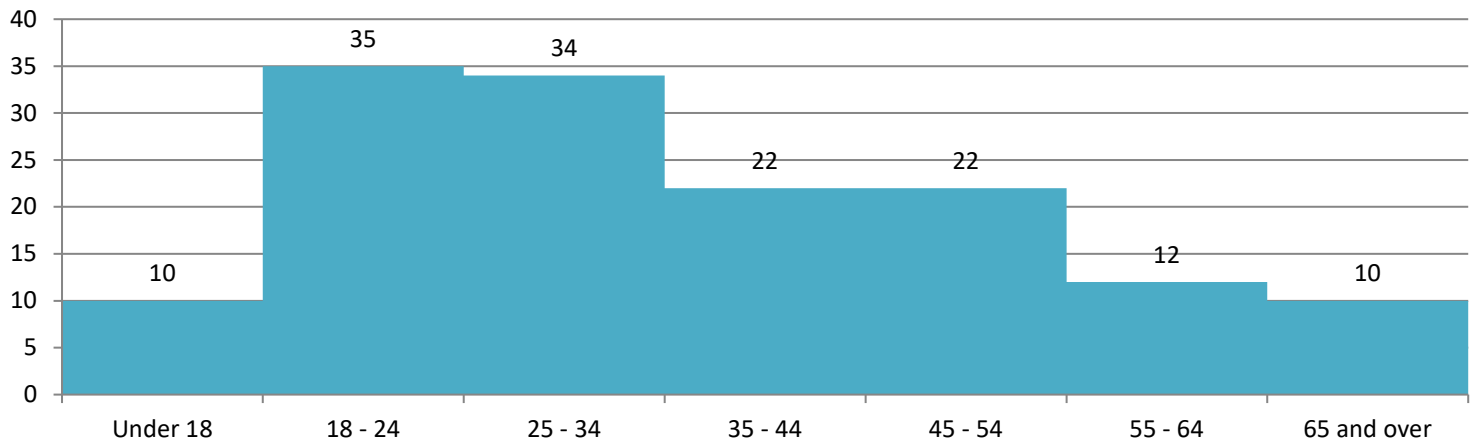
Anti-Jewish	15
Anti-Islamic (Muslim)	2
Anti-Multiple Religions, Group	2
Anti-Other Religion	2
Anti-Protestant	1
Anti-Other Christian	1

Disability Bias

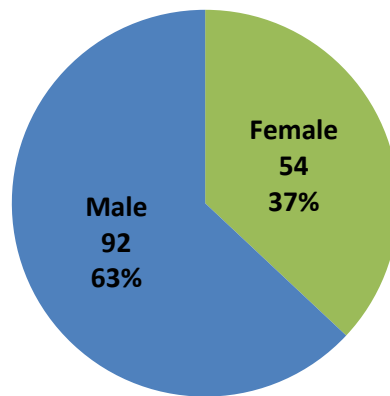
Anti-Mental Disability	1
------------------------	---

Hate Crimes

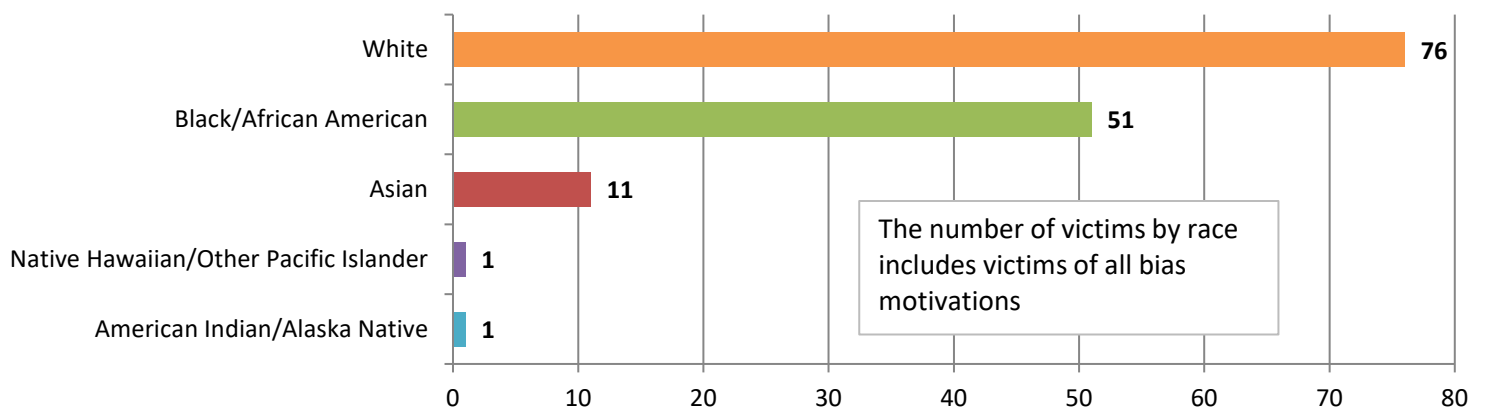
Number of Victims by Known Age



Number of Victims by Known Sex



Number of Victims by Known Race



Hate Crime Victims by Type of Bias

<i>Race/Ethnicity/Ancestry Bias</i>	Female			Male		
Race	Under 18	18 to 34	Over 34	Under 18	18 to 34	Over 34
White	1	12	6	4	10	21
Black/African American	1	6	11	1	14	8
American Indian/Alaska Native						1
Asian		1			1	6
Native Hawaiian / Other Pacific Islander						1

<i>Religious Bias</i>	Female			Male		
Race	Under 18	18 to 34	Over 34	Under 18	18 to 34	Over 34
White			5		2	1
Black/African American		1	1			
Asian				1	3	

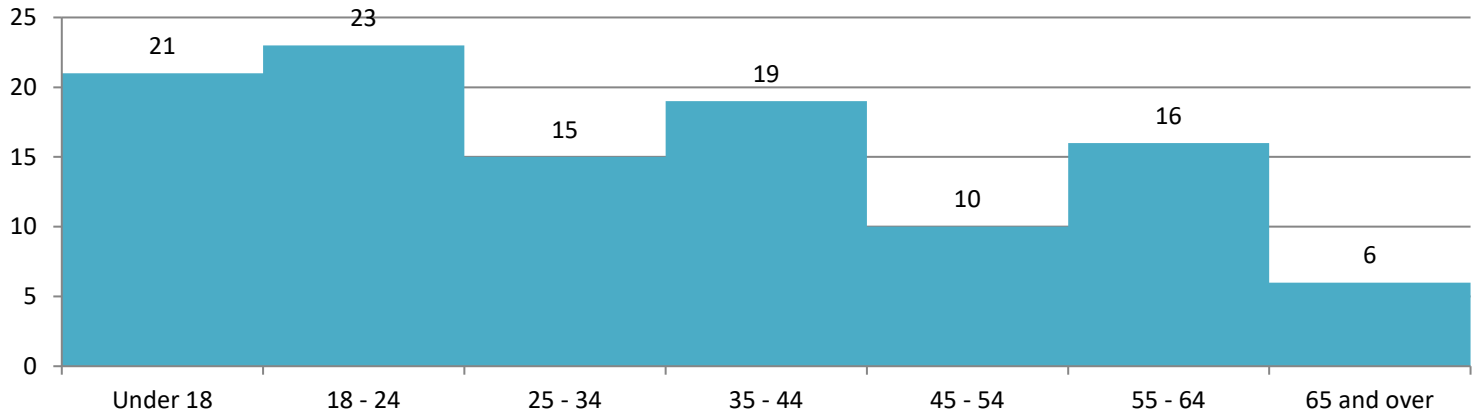
<i>Sexual Orientation Bias</i>	Female			Male		
Race	Under 18	18 to 34	Over 34	Under 18	18 to 34	Over 34
White	1	5	1	2	5	1
Black/African American		1			7	3
Asian					2	

<i>Disability Bias</i>	Female			Male		
Race	Under 18	18 to 34	Over 34	Under 18	18 to 34	Over 34
White			1			

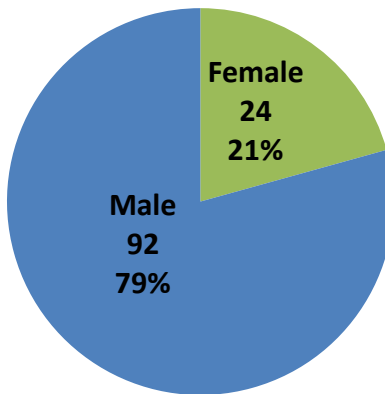
<i>Gender Identity Bias</i>	Female			Male		
Race	Under 18	18 to 34	Over 34	Under 18	18 to 34	Over 34
White					1	

Hate Crimes

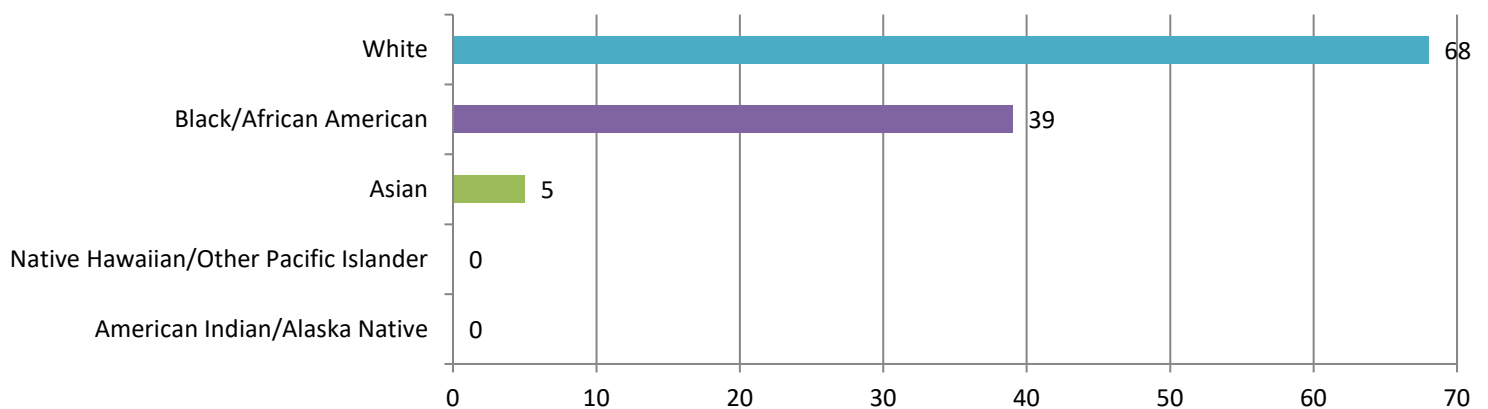
Number of Offenders by Known Age



Number of Offenders by Known Sex



Number of Offenders by Known Race



Hate Crime Offenders by Type of Bias

<i>Race/Ethnicity/Ancestry Bias</i>	Female			Male		
Race	Under 18	18 to 34	Over 34	Under 18	18 to 34	Over 34
White	1	2	7	7	12	31
Black/African American		2	6	2	6	5
Asian					1	4

<i>Religious Bias</i>	Female			Male		
Race	Under 18	18 to 34	Over 34	Under 18	18 to 34	Over 34
White			1	2	2	2
Black/African American				1		

<i>Sexual Orientation Bias</i>	Female			Male		
Race	Under 18	18 to 34	Over 34	Under 18	18 to 34	Over 34
White			1	3	2	3
Black/African American	2	2		1	9	5
Asian				1		

<i>Disability Bias</i>	Female			Male		
Race	Under 18	18 to 34	Over 34	Under 18	18 to 34	Over 34
Black/African American			1			

<i>Gender Identity Bias</i>	Female			Male		
Race	Under 18	18 to 34	Over 34	Under 18	18 to 34	Over 34
Black/African American					1	



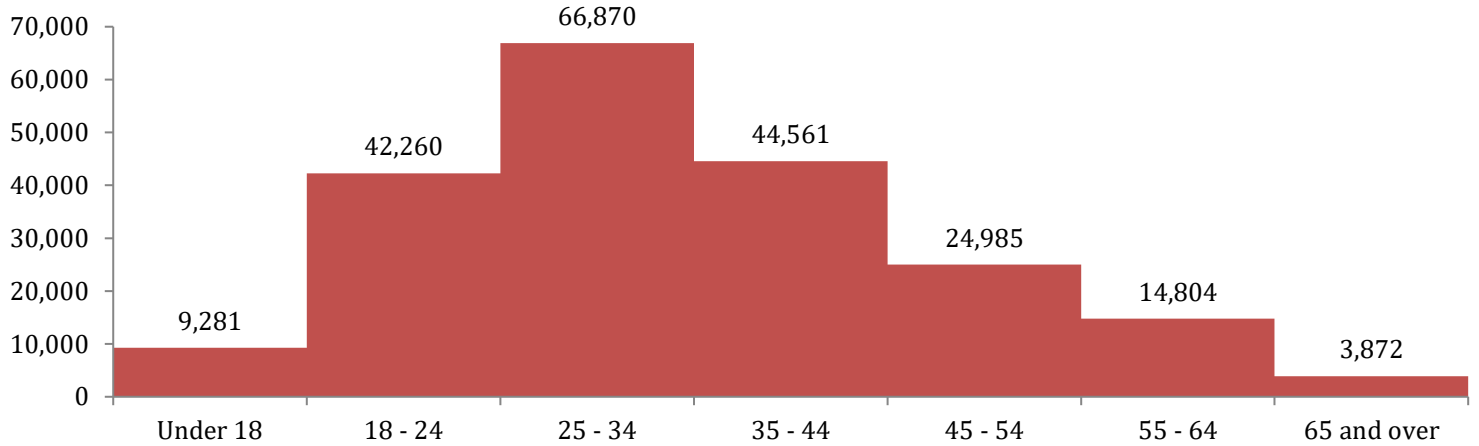
The image features a white background with several colored rectangles. A large olive green rectangle in the top right contains the word 'ARRESTS' in white, bold, sans-serif capital letters. To its left is a tall blue rectangle. Below the top-left red rectangle is a tall blue rectangle. To the right of the tall blue rectangle are two smaller rectangles, one red and one blue. At the bottom, there is a large olive green rectangle on the left and a red rectangle on the right.

ARRESTS

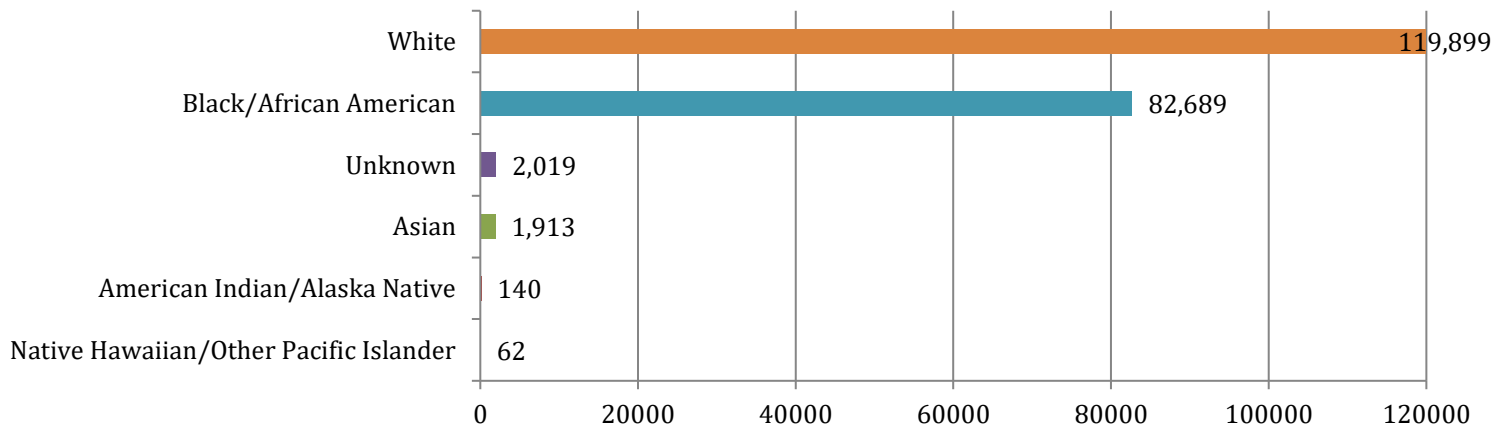
Arrest Data

In 2020, there were a total of 206,609 arrests for both Group A and Group B offenses. It should be remembered that arrest figures cannot directly be compared to offense figures. Several persons could be arrested for the same offense or the arrest of one person could solve several offenses. For IBR purposes, agencies are instructed to count one arrest each time an individual is issued a summons or taken into custody for committing one or more offenses. A juvenile arrest is counted when an offense is committed and the circumstances are such that if the juvenile had been an adult, an arrest would have been made.

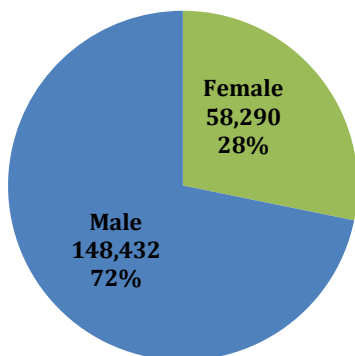
Number of All Arrestees by Age Range



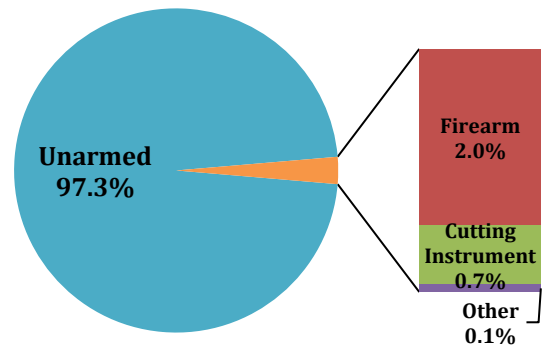
Number of All Arrestees by Race



Number of All Arrestees by Sex



Percent of Arrestees Armed With Weapon



All Arrests by Offense Type

Group A Arrests	Number of Arrestees	Crimes Against Person Arrestees Percent
Crimes Against Person		
Simple Assault	26,166	75.5%
Aggravated Assault	4,928	14.2%
Intimidation	1,158	3.3%
Kidnapping/Abduction	1,046	3.0%
Forcible Fondling	444	1.3%
Murder and Nonnegligent Manslaughter	344	1.0%
Forcible Rape	245	0.7%
Forcible Sodomy	133	0.4%
Sexual Assault With An Object	92	0.3%
Statutory Rape	50	0.1%
Negligent Manslaughter	28	0.1%
Human Trafficking, Commercial Sex Acts	9	0.0%
Human Trafficking, Involuntary Servitude	2	0.0%
Incest	1	0.0%
Crimes Against Persons Total	34,646	100.0%

Group A Arrests	Number of Arrestees	Crimes Against Property Arrestees Percent
Crimes Against Property		
Shoplifting	9,173	29.1%
All Other Larceny	7,695	24.4%
Destruction/Damage/Vandalism of Property	3,259	10.3%
False Pretenses/Swindle/Confidence Game	2,297	7.3%
Burglary/Breaking & Entering	1,767	5.6%
Motor Vehicle Theft	1,068	3.4%
Robbery	1,034	3.3%
Counterfeiting/Forgery	1,030	3.3%
Stolen Property Offenses	803	2.5%
Embezzlement	797	2.5%
Impersonation	707	2.2%
Theft From Building	464	1.5%
Credit Card/Automatic Teller Fraud	293	0.9%
Theft From Motor Vehicle	272	0.9%
Pocket-picking	269	0.9%
Identity Theft	225	0.7%
Arson	149	0.5%
Theft of Motor Vehicle Parts/Accessories	80	0.3%
Extortion/Blackmail	40	0.1%
Theft From Coin Operated Machine or Device	21	0.1%
Welfare Fraud	20	0.1%
Bribery	17	0.1%
Purse-snatching	16	0.1%
Wire Fraud	11	0.0%
Hacking/Computer Invasion	9	0.0%
Crimes Against Property Total	31,516	100.0%

All Arrests by Offense Type

Group A Arrests	Number of Arrestees	Crimes Against Society Arrestees Percent
Crimes Against Society		
Drug/Narcotic Violations	27,881	82.5%
Weapon Law Violations	4,633	13.7%
Drug Equipment Violations	501	1.5%
Pornography/Obscene Material	306	0.9%
Animal Cruelty	195	0.6%
Prostitution	139	0.4%
Assisting or Promoting Prostitution	129	0.4%
Purchasing Prostitution	9	0.0%
Betting/Wagering	5	0.0%
Operating/Promoting/Assisting Gambling	5	0.0%
Gambling Equipment Violations	0	0.0%
Sports Tampering	0	0.0%
Crimes Against Society Total	33,803	100.0%

Group B Arrests	Number of Arrestees	Group B Arrestees Percent
All Other Offenses	64,178	60.2%
Driving Under the Influence	17,028	16.0%
Drunkenness	14,538	13.6%
Trespass of Real Property	5,570	5.2%
Disorderly Conduct	1,961	1.8%
Liquor Law Violations	1,600	1.5%
Family Offenses (Nonviolent)	1,058	1.0%
Curfew/Loitering/Vagrancy Violations	454	0.4%
Bad Checks	221	0.2%
Peeping Tom	36	0.0%
Group B Arrest Total	106,644	100.0%

Number of Arrestees by Offense & Age Range

Group A Arrests	Under 18	18 - 24	25 - 34	35 - 44	45 - 54	55 - 64	65 and over
Crimes Against Person							
Murder and Nonnegligent Manslaughter	25	114	121	42	19	18	5
Negligent Manslaughter	1	6	12	3	4	1	1
Kidnapping/Abduction	32	240	381	221	103	64	5
Forcible Rape	37	56	59	63	19	8	3
Forcible Sodomy	19	33	31	17	18	15	
Sexual Assault With An Object	9	14	25	16	18	5	5
Forcible Fondling	51	67	108	94	63	39	22
Incest				1			
Statutory Rape	7	31	9	1	1	1	
Aggravated Assault	225	1,087	1,691	1,014	535	287	88
Simple Assault	1,555	4,784	8,487	5,768	3,269	1,776	515
Intimidation	89	214	394	228	140	76	17
Human Trafficking, Commercial Sex Acts		1	4	2	2		
Human Trafficking, Involuntary Servitude			2				
Total Crimes Against Person	2,050	6,647	11,324	7,470	4,191	2,290	661

Group A Arrests	Under 18	18 - 24	25 - 34	35 - 44	45 - 54	55 - 64	65 and over
Crimes Against Property							
Arson	28	23	43	22	23	9	1
Bribery	1	2	8	3	1	2	
Burglary/Breaking & Entering	211	410	564	292	198	79	13
Counterfeiting/Forgery	14	235	383	214	117	52	15
Destruction/Damage/Vandalism of Property	376	824	969	555	290	184	58
Embezzlement	23	264	211	152	96	46	4
Extortion/Blackmail	8	10	8	8	3	3	
False Pretenses/Swindle/Confidence Game	26	367	728	561	350	205	60
Credit Card/Automatic Teller Fraud	23	70	96	62	24	16	1
Impersonation	24	165	258	151	82	24	3
Welfare Fraud		1	8	8	2		1
Wire Fraud			3	8			
Identity Theft	1	49	84	57	26	7	1
Hacking/Computer Invasion	1	1	1	1	1	4	
Robbery	175	366	251	126	69	45	2
Pocket-picking	39	58	66	60	27	17	2
Purse-snatching		4	3	5	4		
Shoplifting	265	1,931	2,869	1,989	1,293	693	133
Theft From Building	51	100	133	100	51	25	3
Theft From Coin Operated Machine or Device	1		11	7	2		
Theft From Motor Vehicle	34	104	85	32	13	4	
Theft of Motor Vehicle Parts/Accessories	6	9	36	19	7	2	1
All Other Larceny	772	1,661	2,273	1,449	939	497	103
Motor Vehicle Theft	171	226	315	218	88	44	5
Stolen Property Offenses	101	258	234	124	51	32	3
Total Crimes Against Property	2,351	7,138	9,640	6,223	3,757	1,990	409

Number of Arrestees by Offense & Age Range

Group A Arrests	Under 18	18 - 24	25 - 34	35 - 44	45 - 54	55 - 64	65 and over
Crimes Against Society							
Drug/Narcotic Violations	968	8,371	9,735	5,349	2,329	965	161
Drug Equipment Violations	9	61	216	148	46	19	2
Betting/Wagering		2	2		1		
Operating/Promoting/Assisting Gambling	2	1	1	1			
Gambling Equipment Violations							
Sports Tampering							
Pornography/Obscene Material	44	60	85	53	31	19	13
Prostitution		21	48	31	25	14	
Assisting or Promoting Prostitution		15	46	34	16	16	2
Purchasing Prostitution		1	4	3		1	
Weapon Law Violations	199	1,607	1,495	693	320	223	91
Animal Cruelty	2	23	56	45	29	25	15
Total Crimes Against Society	1,224	10,162	11,688	6,357	2,797	1,282	284
Total Group A Arrests	5,625	23,947	32,652	20,050	10,745	5,562	1,354

Group B Arrests	Under 18	18 - 24	25 - 34	35 - 44	45 - 54	55 - 64	65 and over
Bad Checks		11	61	64	49	24	11
Curfew/Loitering/Vagrancy Violations	387	22	19	9	9	7	1
Disorderly Conduct	206	378	557	382	228	161	48
Driving Under the Influence	86	2,959	5,564	3,825	2,455	1,629	492
Drunkenness	40	2,013	4,209	3,533	2,440	1,962	328
Family Offenses (Nonviolent)	41	120	359	301	158	66	13
Liquor Law Violations	173	695	235	172	151	144	29
Peeping Tom	1	5	14	5	4	3	4
Trespass of Real Property	421	976	1,445	1,123	716	654	235
All Other Offenses	2,188	11,134	21,755	15,097	8,030	4,592	1,357
Total Group B Arrests	3,543	18,313	34,218	24,511	14,240	9,242	2,518

All Arrests by Race

Group A Arrest Offense	White	Black / African American	American Indian / Alaska Native	Asian	Native Hawaiian/ Other Pacific Islander	Unknown
Crimes Against Person						
Murder and Nonnegligent Manslaughter	121	220		3		
Negligent Manslaughter	15	12		1		
Kidnapping/Abduction	532	497	2	8		7
Forcible Rape	143	97		2		3
Forcible Sodomy	87	42		3		1
Sexual Assault With An Object	62	27				3
Forcible Fondling	299	128		9	1	7
Incest	1					
Statutory Rape	28	19			2	1
Aggravated Assault	2,342	2,518	4	34	2	28
Simple Assault	14,369	11,268	26	356	6	141
Intimidation	657	484	1	13	1	2
Human Trafficking, Commercial Sex Acts	2	7				
Human Trafficking, Involuntary Servitude		1		1		
Crimes Against Persons Total	18,658	15,320	33	430	12	193

Group A Arrest Offense	White	Black / African American	American Indian / Alaska Native	Asian	Native Hawaiian/ Other Pacific Islander	Unknown
Crimes Against Property						
Arson	93	54		2		
Bribery	12	4		1		
Burglary/Breaking & Entering	970	777		12		8
Counterfeiting/Forgery	579	430		12	1	8
Destruction/Damage/Vandalism of Property	1,849	1,356	1	30	1	22
Embezzlement	392	383	1	13		8
Extortion/Blackmail	26	14				
False Pretenses/Swindle/Confidence Game	1,238	982	1	41	3	32
Credit Card/Automatic Teller Fraud	164	127		1		1
Impersonation	386	302	1	11		7
Welfare Fraud	15	4				1
Wire Fraud	3	8				
Identity Theft	113	106		3		3
Hacking/Computer Invasion	9					
Robbery	320	705		7		2
Pocket-picking	127	136		6		
Purse-snatching	10	6				
Shoplifting	5,200	3,846	10	71	2	44
Theft From Building	280	178		5		1
Theft From Coin Operated Machine or Device	10	11				
Theft From Motor Vehicle	139	130				3
Theft of Motor Vehicle Parts/Accessories	58	20				2
All Other Larceny	3,935	3,612	5	113	3	27
Motor Vehicle Theft	616	442	1	6		3
Stolen Property Offenses	320	480				3
Crimes Against Property Total	16,864	14,113	20	334	10	175

All Arrests by Race

Group A Arrest Offense	White	Black / African American	American Indian / Alaska Native	Asian	Native Hawaiian/ Other Pacific Islander	Unknown
Crimes Against Society						
Drug/Narcotic Violations	15,954	11,515	17	178	7	210
Drug Equipment Violations	419	73		2		7
Betting/Wagering	1	4				
Operating/Promoting/Assisting Gambling	3	2				
Gambling Equipment Violations						
Sports Tampering						
Pornography/Obscene Material	238	59	1	6		2
Prostitution	68	65		6		
Assisting or Promoting Prostitution	57	66		6		
Purchasing Prostitution	4	5				
Weapon Law Violations	1,767	2,807	1	21		37
Animal Cruelty	120	71		2		2
Crimes Against Society Total	18,631	14,667	19	221	7	258

Group B Arrest	White	Black / African American	American Indian / Alaska Native	Asian	Native Hawaiian/ Other Pacific Islander	Unknown
Bad Checks	138	78				5
Curfew/Loitering/Vagrancy Violations	222	220		6		6
Disorderly Conduct	888	1,046		18		9
Driving Under the Influence	11,903	4,651	15	213	13	233
Drunkenness	10,249	4,058	13	116	4	98
Family Offenses (Nonviolent)	500	542		7		9
Liquor Law Violations	1,099	432	3	22		44
Peeping Tom	30	6				
Trespass of Real Property	2,987	2,419	1	74	1	88
All Other Offenses	37,679	25,075	36	472	15	901
Group B Arrest Total	65,695	38,527	68	928	33	1,393

All Arrests by Sex

Group A Arrest Offense	Female	Male
Crimes Against Person		
Murder and Nonnegligent Manslaughter	48	296
Negligent Manslaughter	12	16
Kidnapping/Abduction	118	928
Forcible Rape	2	243
Forcible Sodomy		133
Sexual Assault With An Object	1	91
Forcible Fondling	6	438
Incest		1
Statutory Rape		50
Aggravated Assault	1,003	3,925
Simple Assault	8,752	17,414
Intimidation	273	885
Human Trafficking, Commercial Sex Acts	1	8
Human Trafficking, Involuntary Servitude		2
Crimes Against Persons Total	10,216	24,430

Group A Arrest Offense	Female	Male
Crimes Against Property		
Arson	31	118
Bribery	8	9
Burglary/Breaking & Entering	253	1,514
Counterfeiting/Forgery	380	650
Destruction/Damage/Vandalism of Property	791	2,468
Embezzlement	422	375
Extortion/Blackmail	13	27
False Pretenses/Swindle/Confidence Game	695	1,602
Credit Card/Automatic Teller Fraud	134	159
Impersonation	201	506
Welfare Fraud	17	3
Wire Fraud	8	3
Identity Theft	77	148
Hacking/Computer Invasion		9
Robbery	132	902
Pocket-picking	94	175
Purse-snatching	3	13
Shoplifting	4,771	4,402
Theft From Building	168	296
Theft From Coin Operated Machine or Device	5	16
Theft From Motor Vehicle	32	240
Theft of Motor Vehicle Parts/Accessories	13	67
All Other Larceny	2,795	4,900
Motor Vehicle Theft	259	809
Stolen Property Offenses	137	666
Crimes Against Property Total	11,439	20,077

All Arrests by Sex

Group A Arrest Offense	Female	Male
Crimes Against Society		
Drug/Narcotic Violations	7,264	20,617
Drug Equipment Violations	192	309
Betting/Wagering	1	4
Operating/Promoting/Assisting Gambling		5
Gambling Equipment Violations		
Sports Tampering		
Pornography/Obscene Material	40	266
Prostitution	93	46
Assisting or Promoting Prostitution	61	68
Purchasing Prostitution	1	8
Weapon Law Violations	488	4,145
Animal Cruelty	71	124
Crimes Against Society Total	8,211	25,592

Group B Arrest Offense	Female	Male
Bad Checks	109	112
Curfew/Loitering/Vagrancy Violations	146	308
Disorderly Conduct	591	1,370
Driving Under the Influence	4,130	12,898
Drunkenness	2,828	11,710
Family Offenses (Nonviolent)	324	734
Liquor Law Violations	378	1,222
Peeping Tom		36
Trespass of Real Property	1,379	4,191
All Other Offenses	18,478	45,700
Group B Arrests Total	28,363	78,281

Gang Related Criminal Information*

State Code	Arrests
§18.2-46.2 Prohibited criminal street gang participation.	96
§18.2-46.3 Recruitment of persons for criminal street gang; penalty.	9
§18.2-46.3:1 Third or subsequent conviction of criminal street gang crimes.	0
§18.2-46.3:3 Enhanced punishment for gang activity taking place in a school zone; penalties.	0
§18.2-55.1 Hazing of youth gang members unlawful; criminal liability.	19

* "§ 52-28.1. Reporting gang related criminal information; inclusion in annual Crime in Virginia report. The Department of State Police shall include arrest statistics for violation of §§ 18.2-46.2, 18.2-46.3, 18.2-46.3:1, 18.2-46.3:3, and 18.2-55.1 in the annual Crime in Virginia report."

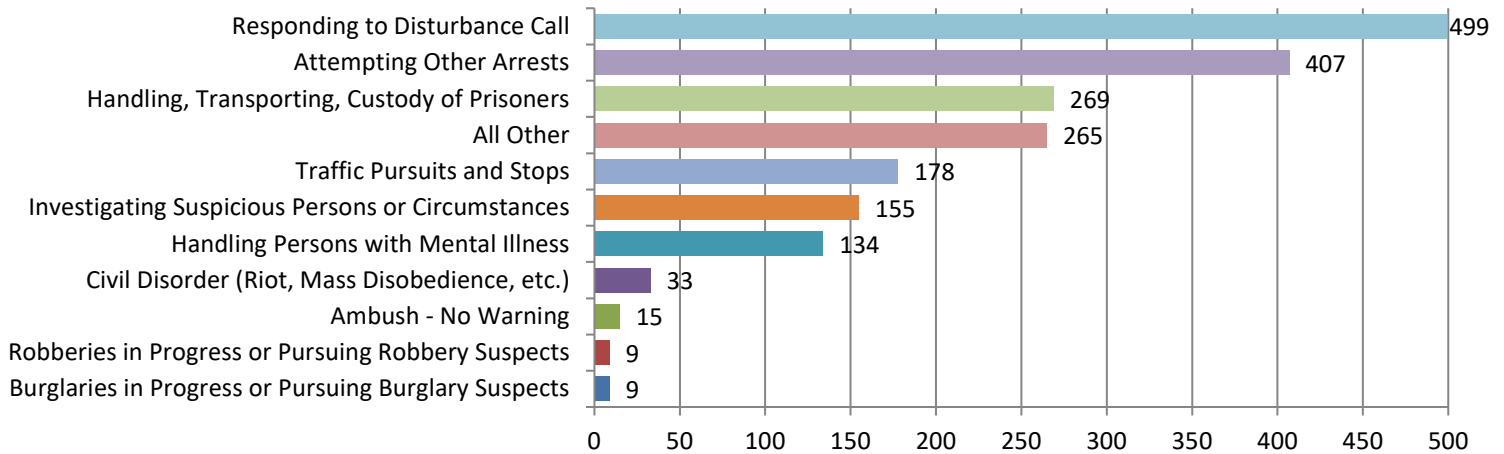
An abstract graphic design featuring a grid of colored rectangles. The top right rectangle is olive green and contains the text 'LAW ENFORCEMENT OFFICERS KILLED AND ASSAULTED' in white, bold, sans-serif font. The top left rectangle is red. The middle left rectangle is blue. The middle right area consists of two smaller rectangles: a red one on the left and a blue one on the right. The bottom left rectangle is olive green, and the bottom right rectangle is red.

LAW ENFORCEMENT OFFICERS KILLED AND ASSAULTED

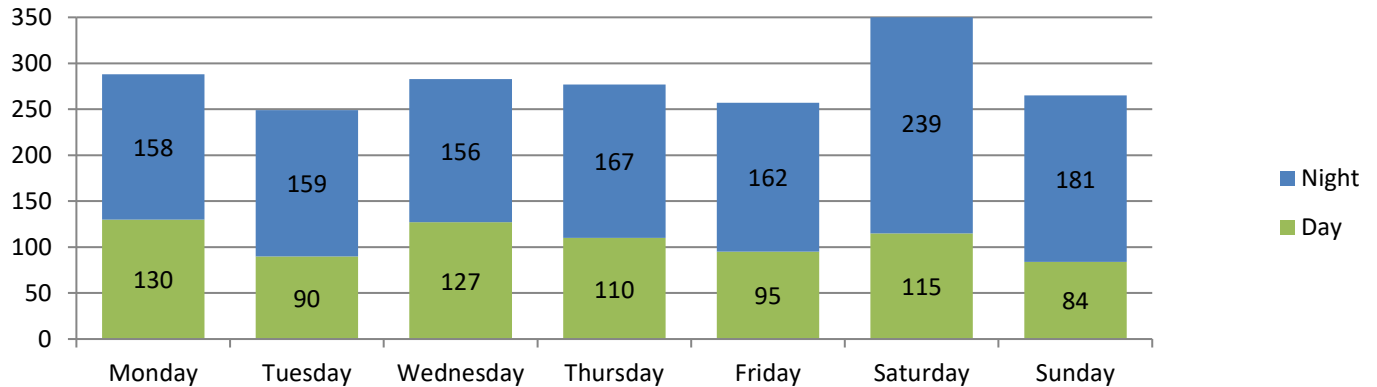
Law Enforcement Officers Killed or Assaulted

Through the Incident Based Reporting program, additional information is collected on law enforcement officers assaulted and feloniously killed in the line of duty. During 2020, contributing agencies reported that one officer was feloniously killed in the line of duty and there were 1,973 other assaults on officers. Additional information pertaining to law enforcement officers killed and assaulted is contained in an annual summary published by the FBI's National Uniform Crime Reporting Program.

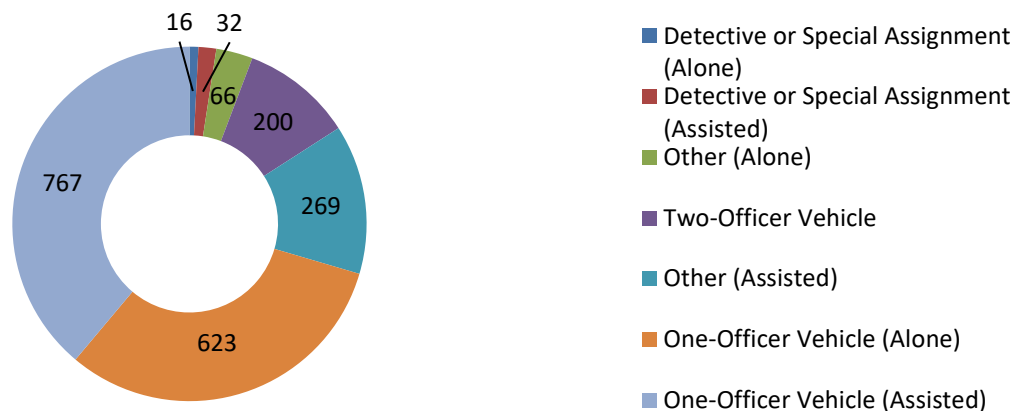
Number of Victims by Officer Activity Type



Number of Offenses by Day of Week and Time



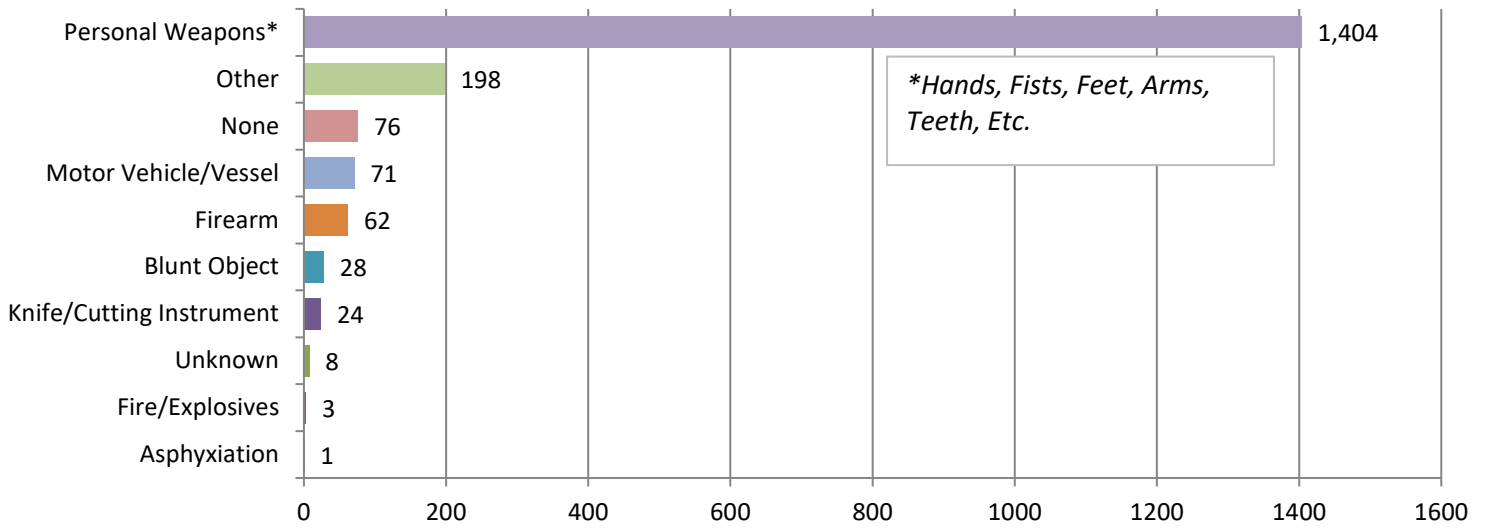
Number of Victims by Officer Assignment



Law Enforcement Officers Killed or Assaulted

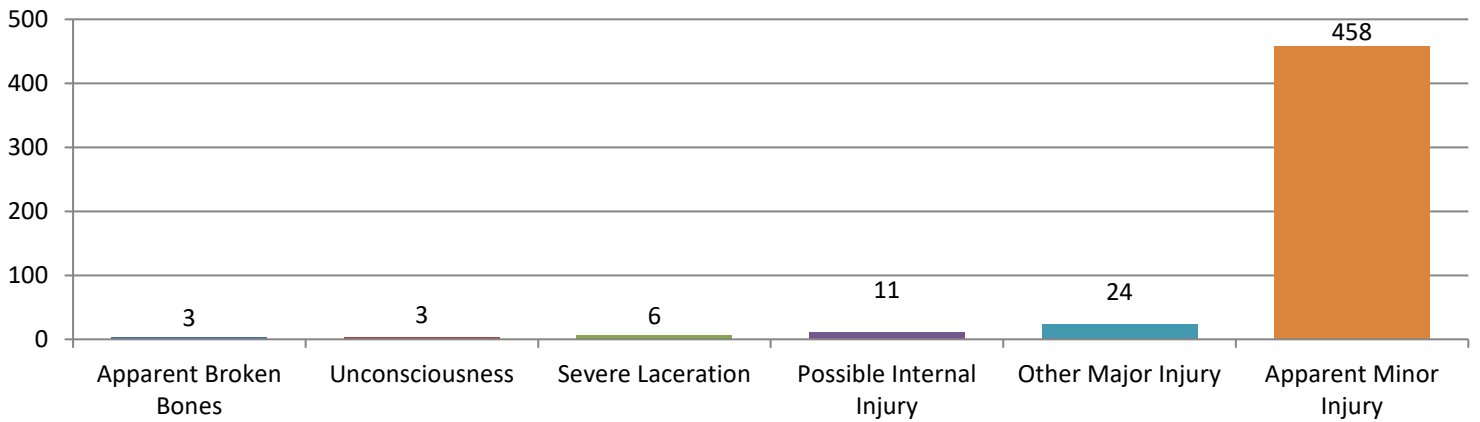
Number of Victims by Type of Weapon/Force Used

up to 3 types per offense



Number of Victims by Type of Injury

up to 5 injuries may be listed per person





OFFICER INVOLVED SHOOTINGS

Officer-Involved Shootings 2020

The 2016 session of the General Assembly passed an amendment adding § 52-28.2 which specifies the reporting requirement for all Officer Involved Shootings.*

§ 52-28.2. Reporting of officer-involved shootings; inclusion in annual Crime in Virginia report. The Department of State Police shall include any officer-involved shooting and whether such shooting was determined to be justified in the annual Crime in Virginia report.**

Incident Date	Town, City Or County of Offense	Agency of Officer Involved	# Fatalities	# Injuries	Status
January 1, 2020	Warsaw (town)	Virginia State Police	1		Justified
		Richmond County Sheriff's Office			Justified
January 19, 2020	Chesapeake City	Norfolk Police Department	1		Pending
January 28, 2020	Fairfax County	Fairfax County Police Department		1	Justified
February 13, 2020	Fredericksburg City	Spotsylvania Sheriff's Office		1	Justified
February 27, 2020	Loudoun County	Virginia State Police		1	Unintentional Discharge
March 1, 2020	Norfolk City	Norfolk Police Department		1	Justified
March 5, 2020	Henrico County	Henrico Police Department	1		Justified
March 8, 2020	Colonial Heights City	Chesterfield Police Department		1	Justified
March 16, 2020	Chase City (town)	Mecklenburg Sheriff's Office	1	1	Justified
March 20, 2020	Virginia Beach City	Norfolk Police Department	1		Justified
		Virginia Beach Police Department			Justified
March 21, 2020	Suffolk City	Suffolk Police Department		1	Justified
March 27, 2020	Buchanan County	Botetourt County Sheriff's Office	1		Justified
March 30, 2020	Rockingham County	Harrisonburg Police Department	1		Justified
		Rockingham County Sheriff's Office			Justified
		Virginia State Police			Justified
April 9, 2020	Colonial Heights City	Colonial Heights Police Department		1	Justified
April 22, 2020	Bedford County	Virginia State Police		1	Justified
May 2, 2020	Norfolk City	Norfolk Police Department		1	Justified
May 3, 2020	Powhatan County	Powhatan Sheriff's Office		1	Justified
June 2, 2020	Richmond City	Richmond Police Department		1	Justified
June 11, 2020	Danville City	Pittsylvania County Sheriff's Office		1	Justified
June 17, 2020	Prince George County	Prince George County Police Department		1	Justified
June 25, 2020	Roanoke City	Roanoke City Police Department	1		Justified
July 7, 2020	Wytheville (town)	Virginia State Police		1	Justified
		Wythe County Sheriff's Office			Justified
September 6, 2020	Virginia Beach City	Virginia Beach Police Department	1		Justified
September 16, 2020	Suffolk City	Suffolk Police Department		1	Justified
October 12, 2020	Petersburg City	Prince George County Police Department		1	Justified
October 26, 2020	Alexandria City	Alexandria Police Department	1		Pending
November 11, 2020	Winchester City	Winchester Police Department	1		Justified
November 26, 2020	Culpeper County	Culpeper County Sheriff's Office	1		Pending
December 10, 2020	Dumfries (town)	Prince William Police Department	1		Justified
December 17, 2020	Fairfax County	Fairfax County Police Department		1	Pending
December 31, 2020	Richmond City	Richmond Police Department		1	Pending

** Officer-involved shooting is defined as the discharge of a firearm by a law-enforcement officer (see § 9.1-101), that results in the death or serious bodily injury of another. Serious bodily injury is defined as, "Bodily injury that involves a substantial risk of death, unconsciousness, extreme physical pain, protracted and obvious disfigurement, or protracted loss or impairment of the function of a bodily member, organ, or mental faculty (18 U.S. Code § 2246)."

An abstract graphic design featuring a grid of colored rectangles. The top-left rectangle is red. The top-right rectangle is olive green and contains the title text. The middle-left rectangle is blue. The middle-right area consists of two smaller rectangles: a red one on the left and a blue one on the right. The bottom-left rectangle is olive green, and the bottom-right rectangle is red.

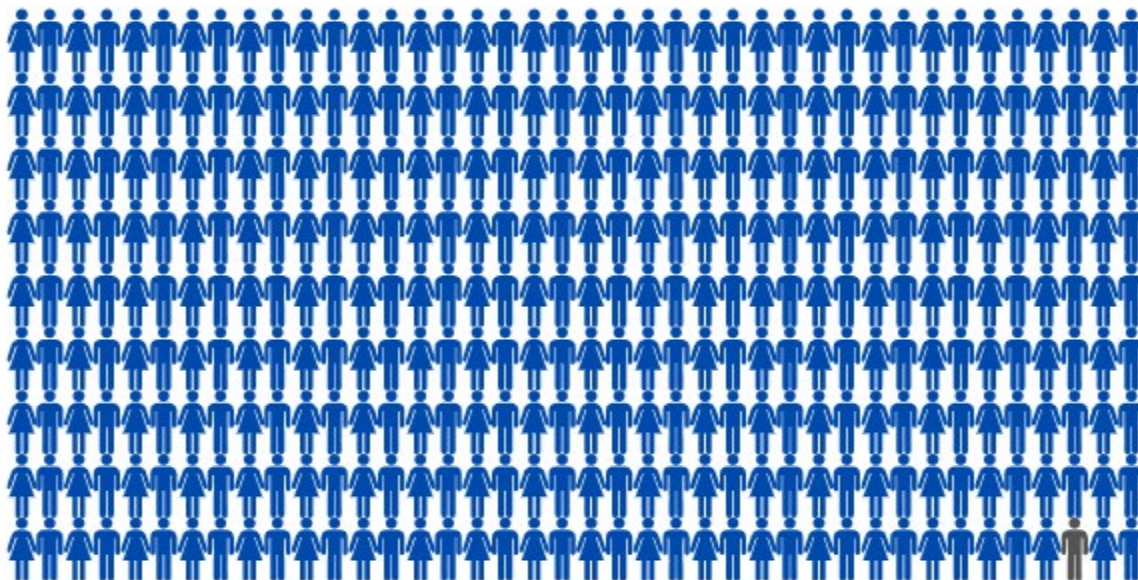
LAW ENFORCEMENT EMPLOYEES & CONTRIBUTING AGENCIES DATA

Full-Time Law Enforcement Employees as of October 31, 2020

Agency Type	Full Time Officer		Full Time Civilian		Total
	Male	Female	Male	Female	
County Total (Towns included)	10,546	1,821	681	2,090	15,138
City Total	5,815	1,477	429	1,480	9,201
Other Agency Total	1,153	214	182	206	1,755
College & University Total	539	98	170	165	972
Virginia State Police	1,799	130	259	487	2,675
TOTAL	19,852	3,740	1,721	4,428	29,741

There is 1 sworn full time law enforcement officers per 364 people in the Commonwealth of Virginia.

Additional agencies have been included in this count that are not represented in previous years.



The following section will give specific information for each Virginia law enforcement agency. For agencies without full year submission, footnote represents number of months of data submitted.

Virginia - VA - NIBRS Agency Crime Overview - 2020

2020 Population Estimate		8,586,967	Offenses (*)	Arrests (**)	
Law Enforcement Employees			Reported	Adult	Juvenile
Group A Offenses					
Crimes Against Persons					
Sworn Male	0	Murder and Nonnegligent Manslaughter	528	276	22
Sworn Female	0	Negligent Manslaughter	52	24	1
Civilian Male	0	Kidnapping/Abduction	1,649	985	31
Civilian Female	0	Forcible Rape	1,506	160	24
Total:	0	Forcible Sodomy	473	76	13
		Sexual Assault With An Object	371	63	8
		Forcible Fondling	2,329	311	36
		Incest	30	1	0
Incident Total	338,784	Statutory Rape	119	31	3
Offense Total	394,553	Aggravated Assault	12,331	4,584	219
Group A Crimes per 100,000 population	3,969.1	Simple Assault	70,454	24,231	1,497
		Intimidation	8,902	1,033	86
		Human Trafficking, Commercial Sex Acts	46	7	0
		Human Trafficking, Involuntary Servitude	14	2	0
		Crimes Against Property			
Total Arrests	201,372	Arson	622	114	25
Adult Arrests	192,378	Bribery	27	15	1
Juvenile Arrests	8,904	Burglary/Breaking & Entering	11,413	1,398	187
Unknown Age	90	Counterfeiting/Forgery	4,333	794	13
Arrests per 100,000 population	2,359.2	Destruction/Damage/Vandalism of Property	48,581	2,781	366
		Embezzlement	1,795	606	22
		Extortion/Blackmail	873	27	6
		False Pretenses/Swindle/Confidence Game	15,756	1,810	27
		Credit Card/Automatic Teller Fraud	6,894	207	17
		Impersonation	3,794	655	24
		Welfare Fraud	90	4	0
		Wire Fraud	2,536	5	0
		Identity Theft	4,222	208	1
		Hacking/Computer Invasion	295	6	1
		Robbery	2,964	825	167
		Pocket-picking	362	217	39
		Purse-snatching	188	15	0
		Shoplifting	25,789	8,634	252
		Theft From Building	10,407	323	44
		Theft From Coin Operated Machine or Device	223	21	1
		Theft From Motor Vehicle	25,669	214	34
		Theft of Motor Vehicle Parts/Accessories	9,063	62	6
		All Other Larceny	33,136	6,361	742
		Motor Vehicle Theft	11,209	810	171
		Stolen Property Offenses	1,396	693	98
		Crimes Against Society			
		Drug/Narcotic Violations	47,583	25,261	944
		Drug Equipment Violations	9,060	484	10
		Betting/Wagering	3	5	0
		Operating/Promoting/Assisting Gambling	4	1	0
		Gambling Equipment Violations	2	0	0
		Sports Tampering	0	0	0
		Pornography/Obscene Material	1,896	208	30
		Prostitution	252	140	0
		Assisting or Promoting Prostitution	98	129	0
		Purchasing Prostitution	21	9	0
		Weapon Law Violations	14,028	4,384	192
		Animal Cruelty	1,165	183	2
		Total Group A Offenses	394,553	89,393	5,362
Group B Arrests					
Offense	Adult	Juvenile			
Bad Checks	220	0			
Curfew/Loitering/Vagrancy Violations	67	387			
Disorderly Conduct	1,753	206			
Driving Under the Influence	16,936	86			
Drunkenness	14,486	40			
Family Offenses (Nonviolent)	1,018	41			
Liquor Law Violations	1,426	173			
Peeping Tom	35	1			
Trespass of Real Property	5,143	421			
All Other Offenses	61,901	2,187			
Total Group B	102,985	3,542			

(*) Offenses are counted using the FBI Units of Count for Crime

(**) The 'Arrests' column shows arrests made for incidents during the selected period, regardless of arrest date. Arrest counts for the same period may change over time.

Abingdon Police Department - VA0940100 - NIBRS Agency Crime Overview - 2020

2020 Population Estimate		7,867	Offenses (*)	Arrests (**)	
Law Enforcement Employees			Reported	Adult	Juvenile
Group A Offenses					
Crimes Against Persons					
Sworn Male	19	Murder and Nonnegligent Manslaughter	0	0	0
Sworn Female	5	Negligent Manslaughter	0	0	0
Civilian Male	1	Kidnapping/Abduction	2	1	1
Civilian Female	2	Forcible Rape	2	1	0
Total:	27	Forcible Sodomy	1	0	0
		Sexual Assault With An Object	0	0	0
		Forcible Fondling	0	0	0
		Incest	0	0	0
Incident Total	266	Statutory Rape	0	0	0
Offense Total	301	Aggravated Assault	5	6	0
Group A Crimes per 100,000 population	3,381.2	Simple Assault	64	24	0
		Intimidation	3	1	0
		Human Trafficking, Commercial Sex Acts	0	0	0
		Human Trafficking, Involuntary Servitude	0	0	0
Arrest Overview					
Crimes Against Property					
Total Arrests	257	Arson	0	0	0
Adult Arrests	246	Bribery	0	0	0
Juvenile Arrests	11	Burglary/Breaking & Entering	6	0	0
Unknown Age	0	Counterfeiting/Forgery	7	4	0
Arrests per 100,000 population	3,266.8	Destruction/Damage/Vandalism of Property	29	2	0
		Embezzlement	6	5	0
		Extortion/Blackmail	0	0	0
		False Pretenses/Swindle/Confidence Game	19	2	0
		Credit Card/Automatic Teller Fraud	2	0	0
		Impersonation	2	2	0
		Welfare Fraud	0	0	0
		Wire Fraud	1	0	0
		Identity Theft	2	0	0
		Hacking/Computer Invasion	0	0	0
		Robbery	0	0	0
		Pocket-picking	0	0	0
		Purse-snatching	0	0	0
		Shoplifting	14	11	0
		Theft From Building	3	0	0
		Theft From Coin Operated Machine or Device	1	0	0
		Theft From Motor Vehicle	10	0	0
		Theft of Motor Vehicle Parts/Accessories	8	0	0
		All Other Larceny	53	4	0
		Motor Vehicle Theft	10	2	0
		Stolen Property Offenses	0	0	0
Crimes Against Society					
		Drug/Narcotic Violations	39	42	0
		Drug Equipment Violations	7	3	0
		Betting/Wagering	0	0	0
		Operating/Promoting/Assisting Gambling	0	0	0
		Gambling Equipment Violations	0	0	0
		Sports Tampering	0	0	0
		Pornography/Obscene Material	1	0	0
		Prostitution	0	0	0
		Assisting or Promoting Prostitution	0	0	0
		Purchasing Prostitution	0	0	0
		Weapon Law Violations	4	1	0
		Animal Cruelty	0	0	0
Total Group A Offenses			301	111	1
Group B Arrests					
Offense	Adult	Juvenile			
Bad Checks	0	0			
Curfew/Loitering/Vagrancy Violations	0	0			
Disorderly Conduct	0	0			
Driving Under the Influence	23	0			
Drunkenness	25	0			
Family Offenses (Nonviolent)	0	0			
Liquor Law Violations	0	4			
Peeping Tom	0	0			
Trespass of Real Property	2	0			
All Other Offenses	85	6			
Total Group B	135	10			

(*) Offenses are counted using the FBI Units of Count for Crime

(**) The 'Arrests' column shows arrests made for incidents during the selected period, regardless of arrest date. Arrest counts for the same period may change over time.

Accomack County Sheriff's Office - VA0010000 - NIBRS Agency Crime Overview - 2020

2020 Population Estimate		26,599	Offenses (*)	Arrests (**)	
Law Enforcement Employees			Reported	Adult	Juvenile
Sworn Male		45	Group A Offenses		
Sworn Female		11	Crimes Against Persons		
Civilian Male		2	Murder and Nonnegligent Manslaughter	11	2
Civilian Female		5	Negligent Manslaughter	0	0
Total:		63	Kidnapping/Abduction	5	1
Offense Overview			Forcible Rape	10	0
Incident Total		917	Forcible Sodomy	1	0
Offense Total		1,053	Sexual Assault With An Object	0	0
Group A Crimes per 100,000 population		3,447.5	Forcible Fondling	6	0
Arrest Overview			Incest	0	0
Total Arrests		361	Statutory Rape	0	0
Adult Arrests		345	Aggravated Assault	73	11
Juvenile Arrests		13	Simple Assault	326	61
Unknown Age		3	Intimidation	9	1
Arrests per 100,000 population		1,357.2	Human Trafficking, Commercial Sex Acts	2	0
			Human Trafficking, Involuntary Servitude	1	0
			Crimes Against Property		
			Arson	1	0
			Bribery	0	0
			Burglary/Breaking & Entering	52	5
			Counterfeiting/Forgery	3	0
			Destruction/Damage/Vandalism of Property	156	11
			Embezzlement	4	1
			Extortion/Blackmail	2	0
			False Pretenses/Swindle/Confidence Game	16	2
			Credit Card/Automatic Teller Fraud	23	0
			Impersonation	2	0
			Welfare Fraud	0	0
			Wire Fraud	8	0
			Identity Theft	8	0
			Hacking/Computer Invasion	1	0
			Robbery	11	1
			Pocket-picking	0	0
			Purse-snatching	0	0
			Shoplifting	38	12
			Theft From Building	5	1
			Theft From Coin Operated Machine or Device	0	0
			Theft From Motor Vehicle	10	0
			Theft of Motor Vehicle Parts/Accessories	6	0
			All Other Larceny	196	15
			Motor Vehicle Theft	10	0
			Stolen Property Offenses	1	0
			Crimes Against Society		
			Drug/Narcotic Violations	28	9
			Drug Equipment Violations	1	1
			Betting/Wagering	0	0
			Operating/Promoting/Assisting Gambling	0	0
			Gambling Equipment Violations	0	0
			Sports Tampering	0	0
			Pornography/Obscene Material	2	0
			Prostitution	0	0
			Assisting or Promoting Prostitution	0	0
			Purchasing Prostitution	0	0
			Weapon Law Violations	22	3
			Animal Cruelty	3	1
			Total Group A Offenses	1,053	138
					9
			Group B Arrests		
			Offense	Adult	Juvenile
			Bad Checks	1	0
			Curfew/Loitering/Vagrancy Violations	0	0
			Disorderly Conduct	6	1
			Driving Under the Influence	18	2
			Drunkenness	25	0
			Family Offenses (Nonviolent)	5	0
			Liquor Law Violations	0	1
			Peeping Tom	0	0
			Trespass of Real Property	9	0
			All Other Offenses	143	0
			Total Group B	207	4

(*) Offenses are counted using the FBI Units of Count for Crime

(**) The 'Arrests' column shows arrests made for incidents during the selected period, regardless of arrest date. Arrest counts for the same period may change over time.

Albemarle County Police Department - VA0020300 - NIBRS Agency Crime Overview - 2020

2020 Population Estimate		110,545	Offenses (*)	Arrests (**)	
Law Enforcement Employees			Reported	Adult	Juvenile
Group A Offenses					
Crimes Against Persons					
Sworn Male	129	Murder and Nonnegligent Manslaughter	7	3	0
Sworn Female	17	Negligent Manslaughter	0	0	0
Civilian Male	10	Kidnapping/Abduction	10	4	0
Civilian Female	21	Forcible Rape	22	2	1
Total:	177	Forcible Sodomy	4	0	0
		Sexual Assault With An Object	1	1	0
		Forcible Fondling	35	2	0
		Incest	2	0	0
Incident Total	3,191	Statutory Rape	7	1	0
Offense Total	3,914	Aggravated Assault	75	19	1
Group A Crimes per 100,000 population	2,886.6	Simple Assault	783	219	12
		Intimidation	105	9	1
		Human Trafficking, Commercial Sex Acts	0	0	0
		Human Trafficking, Involuntary Servitude	0	0	0
		Crimes Against Property			
Total Arrests	1,413	Arson	7	2	1
Adult Arrests	1,361	Bribery	1	0	0
Juvenile Arrests	52	Burglary/Breaking & Entering	116	17	1
Unknown Age	0	Counterfeiting/Forgery	37	11	0
Arrests per 100,000 population	1,278.2	Destruction/Damage/Vandalism of Property	573	28	4
		Embezzlement	11	8	0
		Extortion/Blackmail	12	0	0
		False Pretenses/Swindle/Confidence Game	127	7	0
		Credit Card/Automatic Teller Fraud	85	2	0
		Impersonation	134	7	0
		Welfare Fraud	2	0	0
		Wire Fraud	32	0	0
		Identity Theft	0	0	0
		Hacking/Computer Invasion	0	0	0
		Robbery	13	3	0
		Pocket-picking	10	1	0
		Purse-snatching	1	0	0
		Shoplifting	219	90	0
		Theft From Building	75	1	1
		Theft From Coin Operated Machine or Device	1	0	0
		Theft From Motor Vehicle	295	3	0
		Theft of Motor Vehicle Parts/Accessories	106	1	0
		All Other Larceny	424	28	1
		Motor Vehicle Theft	81	10	0
		Stolen Property Offenses	14	7	0
		Crimes Against Society			
		Drug/Narcotic Violations	247	99	7
		Drug Equipment Violations	122	2	0
		Betting/Wagering	0	0	0
		Operating/Promoting/Assisting Gambling	0	0	0
		Gambling Equipment Violations	0	0	0
		Sports Tampering	0	0	0
		Pornography/Obscene Material	36	3	0
		Prostitution	1	2	0
		Assisting or Promoting Prostitution	1	0	0
		Purchasing Prostitution	0	0	0
		Weapon Law Violations	80	29	4
		Animal Cruelty	0	0	0
		Total Group A Offenses	3,914	621	34
Group B Arrests					
Offense	Adult	Juvenile			
Bad Checks	6	0			
Curfew/Loitering/Vagrancy Violations	0	3			
Disorderly Conduct	16	1			
Driving Under the Influence	95	0			
Drunkenness	108	0			
Family Offenses (Nonviolent)	2	1			
Liquor Law Violations	8	2			
Peeping Tom	0	0			
Trespass of Real Property	25	0			
All Other Offenses	480	11			
Total Group B	740	18			

(*) Offenses are counted using the FBI Units of Count for Crime

(**) The 'Arrests' column shows arrests made for incidents during the selected period, regardless of arrest date. Arrest counts for the same period may change over time.

Albemarle County Sheriff's Office - VA0020000 - NIBRS Agency Crime Overview - 2020

2020 Population Estimate			N/A	Offenses (*)		Arrests (**)	
				Group A Offenses	Reported	Adult	Juvenile
Law Enforcement Employees			Crimes Against Persons				
Sworn Male		21	Murder and Nonnegligent Manslaughter	0	0	0	
Sworn Female		3	Negligent Manslaughter	0	0	0	
Civilian Male		0	Kidnapping/Abduction	0	0	0	
Civilian Female		2	Forcible Rape	0	0	0	
Total:		26	Forcible Sodomy	0	0	0	
Offense Overview			Sexual Assault With An Object	0	0	0	
			Forcible Fondling	0	0	0	
			Incest	0	0	0	
			Incident Total	0	Statutory Rape	0	0
Offense Total		0	Aggravated Assault	0	0	0	
Group A Crimes per 100,000 population	N/A		Simple Assault	0	0	0	
			Intimidation	0	0	0	
			Human Trafficking, Commercial Sex Acts	0	0	0	
			Human Trafficking, Involuntary Servitude	0	0	0	
Arrest Overview			Crimes Against Property				
Total Arrests		0	Arson	0	0	0	
Adult Arrests		0	Bribery	0	0	0	
Juvenile Arrests		0	Burglary/Breaking & Entering	0	0	0	
Unknown Age		0	Counterfeiting/Forgery	0	0	0	
Arrests per 100,000 population	N/A		Destruction/Damage/Vandalism of Property	0	0	0	
			Embezzlement	0	0	0	
			Extortion/Blackmail	0	0	0	
			False Pretenses/Swindle/Confidence Game	0	0	0	
			Credit Card/Automatic Teller Fraud	0	0	0	
			Impersonation	0	0	0	
			Welfare Fraud	0	0	0	
			Wire Fraud	0	0	0	
			Identity Theft	0	0	0	
			Hacking/Computer Invasion	0	0	0	
			Robbery	0	0	0	
			Pocket-picking	0	0	0	
			Purse-snatching	0	0	0	
			Shoplifting	0	0	0	
			Theft From Building	0	0	0	
			Theft From Coin Operated Machine or Device	0	0	0	
			Theft From Motor Vehicle	0	0	0	
			Theft of Motor Vehicle Parts/Accessories	0	0	0	
			All Other Larceny	0	0	0	
			Motor Vehicle Theft	0	0	0	
			Stolen Property Offenses	0	0	0	
			Crimes Against Society				
			Drug/Narcotic Violations	0	0	0	
			Drug Equipment Violations	0	0	0	
			Betting/Wagering	0	0	0	
			Operating/Promoting/Assisting Gambling	0	0	0	
			Gambling Equipment Violations	0	0	0	
			Sports Tampering	0	0	0	
			Pornography/Obscene Material	0	0	0	
			Prostitution	0	0	0	
			Assisting or Promoting Prostitution	0	0	0	
			Purchasing Prostitution	0	0	0	
			Weapon Law Violations	0	0	0	
			Animal Cruelty	0	0	0	
			Total Group A Offenses	0	0	0	
Group B Arrests							
Offense	Adult	Juvenile					
Bad Checks	0	0	Identity Theft	0	0	0	
Curfew/Loitering/Vagrancy Violations	0	0	Hacking/Computer Invasion	0	0	0	
Disorderly Conduct	0	0	Robbery	0	0	0	
Driving Under the Influence	0	0	Pocket-picking	0	0	0	
Drunkenness	0	0	Purse-snatching	0	0	0	
Family Offenses (Nonviolent)	0	0	Shoplifting	0	0	0	
Liquor Law Violations	0	0	Theft From Building	0	0	0	
Peeping Tom	0	0	Theft From Coin Operated Machine or Device	0	0	0	
Trespass of Real Property	0	0	Theft From Motor Vehicle	0	0	0	
All Other Offenses	0	0	Theft of Motor Vehicle Parts/Accessories	0	0	0	
Total Group B	0	0	All Other Larceny	0	0	0	
			Motor Vehicle Theft	0	0	0	
			Stolen Property Offenses	0	0	0	
			Crimes Against Society				
			Drug/Narcotic Violations	0	0	0	
			Drug Equipment Violations	0	0	0	
			Betting/Wagering	0	0	0	
			Operating/Promoting/Assisting Gambling	0	0	0	
			Gambling Equipment Violations	0	0	0	
			Sports Tampering	0	0	0	
			Pornography/Obscene Material	0	0	0	
			Prostitution	0	0	0	
			Assisting or Promoting Prostitution	0	0	0	
			Purchasing Prostitution	0	0	0	
			Weapon Law Violations	0	0	0	
			Animal Cruelty	0	0	0	
			Total Group A Offenses	0	0	0	

(*) Offenses are counted using the FBI Units of Count for Crime

(**) The 'Arrests' column shows arrests made for incidents during the selected period, regardless of arrest date. Arrest counts for the same period may change over time.

Alexandria Police Department - VA0990000 - NIBRS Agency Crime Overview - 2020

2020 Population Estimate		159,277	Offenses (*)	Arrests (**)	
Law Enforcement Employees			Reported	Adult	Juvenile
Group A Offenses					
Crimes Against Persons					
Sworn Male	248	Murder and Nonnegligent Manslaughter	3	1	0
Sworn Female	66	Negligent Manslaughter	0	0	0
Civilian Male	41	Kidnapping/Abduction	37	25	1
Civilian Female	68	Forcible Rape	9	1	0
Total:	423	Forcible Sodomy	1	0	0
		Sexual Assault With An Object	2	1	0
		Forcible Fondling	7	2	0
		Incest	0	0	0
Incident Total	6,157	Statutory Rape	0	0	0
Offense Total	7,034	Aggravated Assault	199	90	1
Group A Crimes per 100,000 population	3,865.6	Simple Assault	1,363	382	33
		Intimidation	233	33	1
		Human Trafficking, Commercial Sex Acts	0	0	0
		Human Trafficking, Involuntary Servitude	0	0	0
		Crimes Against Property			
Total Arrests	2,114	Arson	3	0	0
Adult Arrests	1,946	Bribery	0	0	0
Juvenile Arrests	168	Burglary/Breaking & Entering	124	17	0
Unknown Age	0	Counterfeiting/Forgery	95	5	1
Arrests per 100,000 population	1,327.2	Destruction/Damage/Vandalism of Property	1,004	39	8
		Embezzlement	26	6	4
		Extortion/Blackmail	7	1	0
		False Pretenses/Swindle/Confidence Game	306	9	0
		Credit Card/Automatic Teller Fraud	111	2	0
		Impersonation	7	0	1
		Welfare Fraud	0	0	0
		Wire Fraud	8	0	0
		Identity Theft	165	8	0
		Hacking/Computer Invasion	6	0	0
		Robbery	83	23	4
		Pocket-picking	16	1	0
		Purse-snatching	5	0	0
		Shoplifting	585	159	28
		Theft From Building	341	24	1
		Theft From Coin Operated Machine or Device	4	0	0
		Theft From Motor Vehicle	715	13	1
		Theft of Motor Vehicle Parts/Accessories	208	1	0
		All Other Larceny	550	14	3
		Motor Vehicle Theft	346	13	6
		Stolen Property Offenses	62	12	2
		Crimes Against Society			
		Drug/Narcotic Violations	298	143	8
		Drug Equipment Violations	32	1	0
		Betting/Wagering	0	0	0
		Operating/Promoting/Assisting Gambling	0	0	0
		Gambling Equipment Violations	0	0	0
		Sports Tampering	0	0	0
		Pornography/Obscene Material	2	0	0
		Prostitution	1	0	0
		Assisting or Promoting Prostitution	2	1	0
		Purchasing Prostitution	1	1	0
		Weapon Law Violations	65	19	6
		Animal Cruelty	2	0	0
		Total Group A Offenses	7,034	1,047	109
Group B Arrests					
Offense	Adult	Juvenile			
Bad Checks	4	0			
Curfew/Loitering/Vagrancy Violations	1	0			
Disorderly Conduct	24	0			
Driving Under the Influence	124	1			
Drunkenness	192	0			
Family Offenses (Nonviolent)	1	0			
Liquor Law Violations	44	0			
Peeping Tom	1	0			
Trespass of Real Property	74	24			
All Other Offenses	434	34			
Total Group B	899	59			

(*) Offenses are counted using the FBI Units of Count for Crime

(**) The 'Arrests' column shows arrests made for incidents during the selected period, regardless of arrest date. Arrest counts for the same period may change over time.

Alleghany CO Sheriff's Office - VA0030000 - NIBRS Agency Crime Overview - 2020

2020 Population Estimate		11,439	Offenses (*)	Arrests (**)	
			Reported	Adult	Juvenile
Law Enforcement Employees			Crimes Against Persons		
Sworn Male	43	Murder and Nonnegligent Manslaughter	0	0	0
Sworn Female	4	Negligent Manslaughter	1	0	0
Civilian Male	1	Kidnapping/Abduction	6	3	0
Civilian Female	16	Forcible Rape	6	0	0
Total:	64	Forcible Sodomy	3	0	0
		Sexual Assault With An Object	1	0	0
		Forcible Fondling	2	0	0
Offense Overview		Incest	0	0	0
Incident Total	220	Statutory Rape	0	0	0
Offense Total	265	Aggravated Assault	11	7	1
Group A Crimes per 100,000 population	1,923.2	Simple Assault	57	38	2
		Intimidation	4	3	0
		Human Trafficking, Commercial Sex Acts	0	0	0
		Human Trafficking, Involuntary Servitude	0	0	0
Arrest Overview		Crimes Against Property			
Total Arrests	165	Arson	2	0	0
Adult Arrests	159	Bribery	0	0	0
Juvenile Arrests	6	Burglary/Breaking & Entering	14	3	0
Unknown Age	0	Counterfeiting/Forgery	6	2	0
Arrests per 100,000 population	1,442.4	Destruction/Damage/Vandalism of Property	29	9	0
		Embezzlement	0	0	0
		Extortion/Blackmail	1	0	0
		False Pretenses/Swindle/Confidence Game	4	0	0
		Credit Card/Automatic Teller Fraud	6	2	0
		Impersonation	2	0	0
		Welfare Fraud	0	0	0
		Wire Fraud	1	0	0
		Identity Theft	0	0	0
		Hacking/Computer Invasion	0	0	0
		Robbery	0	0	0
		Pocket-picking	1	0	0
		Purse-snatching	2	1	0
		Shoplifting	6	2	1
		Theft From Building	7	1	0
		Theft From Coin Operated Machine or Device	1	0	0
		Theft From Motor Vehicle	4	0	0
		Theft of Motor Vehicle Parts/Accessories	2	0	0
		All Other Larceny	12	2	0
		Motor Vehicle Theft	6	0	0
		Stolen Property Offenses	1	0	0
		Crimes Against Society			
		Drug/Narcotic Violations	46	31	0
		Drug Equipment Violations	10	0	0
		Betting/Wagering	0	0	0
		Operating/Promoting/Assisting Gambling	0	0	0
		Gambling Equipment Violations	0	0	0
		Sports Tampering	0	0	0
		Pornography/Obscene Material	2	0	0
		Prostitution	0	0	0
		Assisting or Promoting Prostitution	0	0	0
		Purchasing Prostitution	0	0	0
		Weapon Law Violations	9	3	0
		Animal Cruelty	0	0	0
		Total Group A Offenses	265	107	4
		Group B Arrests			
Offense	Adult	Juvenile			
Bad Checks	0	0			
Curfew/Loitering/Vagrancy Violations	0	0			
Disorderly Conduct	0	1			
Driving Under the Influence	8	0			
Drunkenness	31	0			
Family Offenses (Nonviolent)	0	0			
Liquor Law Violations	1	0			
Peeping Tom	0	0			
Trespass of Real Property	1	0			
All Other Offenses	11	1			
Total Group B	52	2			

(*) Offenses are counted using the FBI Units of Count for Crime

(**) The 'Arrests' column shows arrests made for incidents during the selected period, regardless of arrest date. Arrest counts for the same period may change over time.

Altavista Police Department - VA0160100 - NIBRS Agency Crime Overview - 2020

2020 Population Estimate		3,406	Offenses (*)	Arrests (**)	
Law Enforcement Employees			Reported	Adult	Juvenile
Group A Offenses					
Crimes Against Persons					
Sworn Male	12	Murder and Nonnegligent Manslaughter	0	0	0
Sworn Female	1	Negligent Manslaughter	0	0	0
Civilian Male	0	Kidnapping/Abduction	2	0	0
Civilian Female	1	Forcible Rape	0	0	0
Total:	14	Forcible Sodomy	1	0	0
Offense Overview		Sexual Assault With An Object	1	0	0
Incident Total	300	Forcible Fondling	0	0	0
Offense Total	330	Incest	0	0	0
Group A Crimes per 100,000 population	8,808.0	Statutory Rape	1	0	0
Arrest Overview		Aggravated Assault	8	2	0
Total Arrests	81	Simple Assault	42	9	1
Adult Arrests	80	Intimidation	2	0	0
Juvenile Arrests	1	Human Trafficking, Commercial Sex Acts	0	0	0
Unknown Age	0	Human Trafficking, Involuntary Servitude	0	0	0
Arrests per 100,000 population	2,378.2	Crimes Against Property			
		Arson	0	0	0
		Bribery	0	0	0
		Burglary/Breaking & Entering	4	0	0
		Counterfeiting/Forgery	11	2	0
		Destruction/Damage/Vandalism of Property	35	2	0
		Embezzlement	5	1	0
		Extortion/Blackmail	0	0	0
		False Pretenses/Swindle/Confidence Game	6	0	0
		Credit Card/Automatic Teller Fraud	2	0	0
		Impersonation	0	0	0
		Welfare Fraud	0	0	0
		Wire Fraud	0	0	0
		Identity Theft	0	0	0
		Hacking/Computer Invasion	0	0	0
		Robbery	2	0	0
		Pocket-picking	0	0	0
		Purse-snatching	0	0	0
		Shoplifting	92	38	0
		Theft From Building	4	1	0
		Theft From Coin Operated Machine or Device	0	0	0
		Theft From Motor Vehicle	22	0	0
		Theft of Motor Vehicle Parts/Accessories	5	0	0
		All Other Larceny	43	7	0
		Motor Vehicle Theft	7	1	0
		Stolen Property Offenses	0	0	0
		Crimes Against Society			
		Drug/Narcotic Violations	32	7	0
		Drug Equipment Violations	1	0	0
		Betting/Wagering	0	0	0
		Operating/Promoting/Assisting Gambling	0	0	0
		Gambling Equipment Violations	0	0	0
		Sports Tampering	0	0	0
		Pornography/Obscene Material	1	0	0
		Prostitution	0	0	0
		Assisting or Promoting Prostitution	0	0	0
		Purchasing Prostitution	0	0	0
		Weapon Law Violations	1	1	0
		Animal Cruelty	0	0	0
		Total Group A Offenses	330	71	1
		Group B Arrests			
		Offense	Adult	Juvenile	
		Bad Checks	0	0	
		Curfew/Loitering/Vagrancy Violations	0	0	
		Disorderly Conduct	1	0	
		Driving Under the Influence	5	0	
		Drunkenness	2	0	
		Family Offenses (Nonviolent)	0	0	
		Liquor Law Violations	0	0	
		Peeping Tom	0	0	
		Trespass of Real Property	0	0	
		All Other Offenses	1	0	
		Total Group B	9	0	

(*) Offenses are counted using the FBI Units of Count for Crime

(**) The 'Arrests' column shows arrests made for incidents during the selected period, regardless of arrest date. Arrest counts for the same period may change over time.

Amelia County Sheriff's Office - VA0040000 - NIBRS Agency Crime Overview - 2020

2020 Population Estimate		13,142	Offenses (*)	Arrests (**)	
			Reported	Adult	Juvenile
Law Enforcement Employees			Crimes Against Persons		
Sworn Male	18	Murder and Nonnegligent Manslaughter	1	1	0
Sworn Female	1	Negligent Manslaughter	0	0	0
Civilian Male	0	Kidnapping/Abduction	8	1	0
Civilian Female	11	Forcible Rape	3	1	0
Total:	30	Forcible Sodomy	0	0	0
		Sexual Assault With An Object	0	0	0
		Forcible Fondling	1	0	0
Offense Overview		Incest	0	0	0
Incident Total	465	Statutory Rape	1	0	0
Offense Total	572	Aggravated Assault	13	7	0
Group A Crimes per 100,000 population	3,538.3	Simple Assault	151	48	0
		Intimidation	39	17	0
		Human Trafficking, Commercial Sex Acts	0	0	0
		Human Trafficking, Involuntary Servitude	0	0	0
Arrest Overview		Crimes Against Property			
Total Arrests	205	Arson	0	0	0
Adult Arrests	203	Bribery	0	0	0
Juvenile Arrests	2	Burglary/Breaking & Entering	28	5	1
Unknown Age	0	Counterfeiting/Forgery	4	1	0
Arrests per 100,000 population	1,559.9	Destruction/Damage/Vandalism of Property	86	6	1
		Embezzlement	2	2	0
		Extortion/Blackmail	1	0	0
		False Pretenses/Swindle/Confidence Game	21	3	0
		Credit Card/Automatic Teller Fraud	1	1	0
		Impersonation	1	0	0
		Welfare Fraud	0	0	0
		Wire Fraud	0	0	0
		Identity Theft	15	0	0
		Hacking/Computer Invasion	0	0	0
		Robbery	1	0	0
		Pocket-picking	0	0	0
		Purse-snatching	0	0	0
		Shoplifting	0	0	0
		Theft From Building	15	1	0
		Theft From Coin Operated Machine or Device	0	0	0
		Theft From Motor Vehicle	9	1	0
		Theft of Motor Vehicle Parts/Accessories	16	2	0
		All Other Larceny	46	3	0
		Motor Vehicle Theft	15	8	0
		Stolen Property Offenses	1	0	0
		Crimes Against Society			
		Drug/Narcotic Violations	48	23	0
		Drug Equipment Violations	3	0	0
		Betting/Wagering	0	0	0
		Operating/Promoting/Assisting Gambling	0	0	0
		Gambling Equipment Violations	0	0	0
		Sports Tampering	0	0	0
		Pornography/Obscene Material	11	3	0
		Prostitution	0	0	0
		Assisting or Promoting Prostitution	0	0	0
		Purchasing Prostitution	0	0	0
		Weapon Law Violations	29	7	0
		Animal Cruelty	2	1	0
		Total Group A Offenses	572	142	2
		Crimes Against Society			
		Drug/Narcotic Violations	48	23	0
		Drug Equipment Violations	3	0	0
		Betting/Wagering	0	0	0
		Operating/Promoting/Assisting Gambling	0	0	0
		Gambling Equipment Violations	0	0	0
		Sports Tampering	0	0	0
		Pornography/Obscene Material	11	3	0
		Prostitution	0	0	0
		Assisting or Promoting Prostitution	0	0	0
		Purchasing Prostitution	0	0	0
		Weapon Law Violations	29	7	0
		Animal Cruelty	2	1	0
		Total Group A Offenses	572	142	2

(*) Offenses are counted using the FBI Units of Count for Crime

(**) The 'Arrests' column shows arrests made for incidents during the selected period, regardless of arrest date. Arrest counts for the same period may change over time.

Amherst County Sheriff's Office - VA0050000 - NIBRS Agency Crime Overview - 2020

2020 Population Estimate			29,671	Offenses (*)	Arrests (**)	
				Reported	Adult	Juvenile
Law Enforcement Employees				Crimes Against Persons		
Sworn Male		40	Murder and Nonnegligent Manslaughter	0	0	0
Sworn Female		4	Negligent Manslaughter	0	0	0
Civilian Male		1	Kidnapping/Abduction	7	3	0
Civilian Female		6	Forcible Rape	9	0	1
			Forcible Sodomy	4	0	0
Total:		51	Sexual Assault With An Object	1	0	0
			Forcible Fondling	6	0	0
Offense Overview				Incest	0	0
Incident Total		712	Statutory Rape	0	0	0
Offense Total		833	Aggravated Assault	44	10	0
Group A Crimes per 100,000 population		2,399.6	Simple Assault	96	45	1
			Intimidation	11	4	0
			Human Trafficking, Commercial Sex Acts	0	0	0
			Human Trafficking, Involuntary Servitude	0	0	0
Arrest Overview				Crimes Against Property		
Total Arrests		296	Arson	0	0	0
Adult Arrests		287	Bribery	0	0	0
Juvenile Arrests		9	Burglary/Breaking & Entering	21	1	0
Unknown Age		0	Counterfeiting/Forgery	17	1	0
Arrests per 100,000 population		997.6	Destruction/Damage/Vandalism of Property	85	7	0
			Embezzlement	2	0	0
			Extortion/Blackmail	0	0	0
			False Pretenses/Swindle/Confidence Game	33	0	0
			Credit Card/Automatic Teller Fraud	16	0	0
			Impersonation	4	2	0
Group B Arrests				Welfare Fraud	1	0
Offense	Adult	Juvenile		Wire Fraud	0	0
Bad Checks	0	0		Identity Theft	8	0
Curfew/Loitering/Vagrancy Violations	0	0		Hacking/Computer Invasion	1	0
Disorderly Conduct	2	0		Robbery	2	1
Driving Under the Influence	43	0		Pocket-picking	2	0
Drunkenness	34	0		Purse-snatching	0	0
Family Offenses (Nonviolent)	0	0		Shoplifting	22	15
Liquor Law Violations	1	3		Theft From Building	2	0
Loitering/Trespassing	0	0		Theft From Coin Operated Machine or Device	0	0
Respass of Real Property	7	0		Theft From Motor Vehicle	18	0
All Other Offenses	12	1		Theft of Motor Vehicle Parts/Accessories	14	0
Total Group B	99	4		All Other Larceny	223	38
				Motor Vehicle Theft	39	2
				Stolen Property Offenses	6	3
				Crimes Against Society		
				Drug/Narcotic Violations	88	43
				Drug Equipment Violations	16	3
				Betting/Wagering	0	0
				Operating/Promoting/Assisting Gambling	0	0
				Gambling Equipment Violations	0	0
				Sports Tampering	0	0
				Pornography/Obscene Material	3	0
				Prostitution	0	0
				Assisting or Promoting Prostitution	0	0
				Purchasing Prostitution	1	0
				Weapon Law Violations	31	10
				Animal Cruelty	0	0
				Total Group A Offenses	833	188
						5

(*) Offenses are counted using the FBI Units of Count for Crime

(**) The 'Arrests' column shows arrests made for incidents during the selected period, regardless of arrest date. Arrest counts for the same period may change over time.

Amherst Police Department - VA0050100 - NIBRS Agency Crime Overview - 2020

2020 Population Estimate		2,180	Offenses (*)	Arrests (**)	
Law Enforcement Employees			Reported	Adult	Juvenile
Group A Offenses					
Crimes Against Persons					
Sworn Male	6	Murder and Nonnegligent Manslaughter	0	0	0
Sworn Female	0	Negligent Manslaughter	0	0	0
Civilian Male	0	Kidnapping/Abduction	1	0	0
Civilian Female	0	Forcible Rape	0	0	0
Total:	6	Forcible Sodomy	0	0	0
		Sexual Assault With An Object	0	0	0
		Forcible Fondling	1	0	0
		Incest	0	0	0
Incident Total	32	Statutory Rape	0	0	0
Offense Total	41	Aggravated Assault	1	0	0
Group A Crimes per 100,000 population	1,467.9	Simple Assault	7	3	0
		Intimidation	0	0	0
		Human Trafficking, Commercial Sex Acts	0	0	0
		Human Trafficking, Involuntary Servitude	0	0	0
Arrest Overview					
Crimes Against Property					
Total Arrests	20	Arson	0	0	0
Adult Arrests	20	Bribery	0	0	0
Juvenile Arrests	0	Burglary/Breaking & Entering	2	0	0
Unknown Age	0	Counterfeiting/Forgery	1	0	0
Arrests per 100,000 population	917.4	Destruction/Damage/Vandalism of Property	2	0	0
		Embezzlement	0	0	0
		Extortion/Blackmail	0	0	0
		False Pretenses/Swindle/Confidence Game	5	0	0
		Credit Card/Automatic Teller Fraud	0	0	0
		Impersonation	0	0	0
		Welfare Fraud	0	0	0
		Wire Fraud	0	0	0
		Identity Theft	0	0	0
		Hacking/Computer Invasion	0	0	0
		Robbery	0	0	0
		Pocket-picking	0	0	0
		Purse-snatching	0	0	0
		Shoplifting	0	0	0
		Theft From Building	0	0	0
		Theft From Coin Operated Machine or Device	0	0	0
		Theft From Motor Vehicle	0	0	0
		Theft of Motor Vehicle Parts/Accessories	0	0	0
		All Other Larceny	10	0	0
		Motor Vehicle Theft	1	1	0
		Stolen Property Offenses	1	0	0
Group B Arrests					
Offense	Adult	Juvenile			
Bad Checks	0	0			
Curfew/Loitering/Vagrancy Violations	0	0			
Disorderly Conduct	0	0			
Driving Under the Influence	7	0			
Drunkenness	5	0			
Family Offenses (Nonviolent)	0	0			
Liquor Law Violations	0	0			
Peeping Tom	0	0			
Trespass of Real Property	0	0			
All Other Offenses	1	0			
Total Group B	13	0			
Crimes Against Society					
		Drug/Narcotic Violations	6	2	0
		Drug Equipment Violations	0	0	0
		Betting/Wagering	0	0	0
		Operating/Promoting/Assisting Gambling	0	0	0
		Gambling Equipment Violations	0	0	0
		Sports Tampering	0	0	0
		Pornography/Obscene Material	0	0	0
		Prostitution	0	0	0
		Assisting or Promoting Prostitution	0	0	0
		Purchasing Prostitution	0	0	0
		Weapon Law Violations	3	1	0
		Animal Cruelty	0	0	0
		Total Group A Offenses	41	7	0

(*) Offenses are counted using the FBI Units of Count for Crime

(**) The 'Arrests' column shows arrests made for incidents during the selected period, regardless of arrest date. Arrest counts for the same period may change over time.

Appalachia Police Department - VA0960100 - NIBRS Agency Crime Overview - 2020

2020 Population Estimate			N/A	Offenses (*)		Arrests (**)	
				Group A Offenses	Reported	Adult	Juvenile
Law Enforcement Employees			Crimes Against Persons				
Sworn Male	0		Murder and Nonnegligent Manslaughter		0	0	0
Sworn Female	0		Negligent Manslaughter		0	0	0
Civilian Male	0		Kidnapping/Abduction		4	4	0
Civilian Female	0		Forcible Rape		0	0	0
	0		Forcible Sodomy		0	0	0
Total:	0		Sexual Assault With An Object		0	0	0
			Forcible Fondling		1	0	0
Offense Overview			Incest		0	0	0
Incident Total	83		Statutory Rape		0	0	0
Offense Total	103		Aggravated Assault		4	2	0
Group A Crimes per 100,000 population	N/A		Simple Assault		18	2	0
			Intimidation		6	0	0
			Human Trafficking, Commercial Sex Acts		0	0	0
			Human Trafficking, Involuntary Servitude		0	0	0
Arrest Overview			Crimes Against Property				
Total Arrests	76		Arson		0	0	0
Adult Arrests	75		Bribery		1	0	0
Juvenile Arrests	0		Burglary/Breaking & Entering		3	0	0
Unknown Age	1		Counterfeiting/Forgery		1	0	0
Arrests per 100,000 population	N/A		Destruction/Damage/Vandalism of Property		15	2	0
			Embezzlement		0	0	0
			Extortion/Blackmail		0	0	0
			False Pretenses/Swindle/Confidence Game		0	0	0
			Credit Card/Automatic Teller Fraud		2	0	0
			Impersonation		0	0	0
Group B Arrests			Welfare Fraud		0	0	0
Offense	Adult	Juvenile	Wire Fraud		0	0	0
Bad Checks	0	0	Identity Theft		2	0	0
Curfew/Loitering/Vagrancy Violations	0	0	Hacking/Computer Invasion		0	0	0
Disorderly Conduct	3	0	Robbery		1	0	0
Driving Under the Influence	3	0	Pocket-picking		2	1	0
Drunkenness	4	0	Purse-snatching		0	0	0
Family Offenses (Nonviolent)	0	0	Shoplifting		2	0	0
Liquor Law Violations	0	0	Theft From Building		5	3	0
Peeping Tom	0	0	Theft From Coin Operated Machine or Device		0	0	0
Trespass of Real Property	5	0	Theft From Motor Vehicle		2	0	0
All Other Offenses	34	0	Theft of Motor Vehicle Parts/Accessories		3	0	0
Total Group B	49	0	All Other Larceny		12	4	0
			Motor Vehicle Theft		2	0	0
			Stolen Property Offenses		0	0	0
			Crimes Against Society				
			Drug/Narcotic Violations		7	6	0
			Drug Equipment Violations		8	2	0
			Betting/Wagering		0	0	0
			Operating/Promoting/Assisting Gambling		0	0	0
			Gambling Equipment Violations		0	0	0
			Sports Tampering		0	0	0
			Pornography/Obscene Material		0	0	0
			Prostitution		0	0	0
			Assisting or Promoting Prostitution		0	0	0
			Purchasing Prostitution		0	0	0
			Weapon Law Violations		2	0	0
			Animal Cruelty		0	0	0
			Total Group A Offenses		103	26	0

(*) Offenses are counted using the FBI Units of Count for Crime

(**) The 'Arrests' column shows arrests made for incidents during the selected period, regardless of arrest date. Arrest counts for the same period may change over time.

Appomattox County Sheriff's Office - VA0060000 - NIBRS Agency Crime Overview - 2020

2020 Population Estimate			16,000	Offenses (*)	Arrests (**)	
				Reported	Adult	Juvenile
Law Enforcement Employees				Crimes Against Persons		
Sworn Male		20	Murder and Nonnegligent Manslaughter	1	0	0
Sworn Female		1	Negligent Manslaughter	0	0	0
Civilian Male		0	Kidnapping/Abduction	2	1	0
Civilian Female		2	Forcible Rape	2	0	0
			Forcible Sodomy	0	0	0
Total:		23	Sexual Assault With An Object	0	0	0
			Forcible Fondling	3	0	0
Offense Overview				Incest	0	0
Incident Total		177	Statutory Rape	2	0	0
Offense Total		204	Aggravated Assault	6	0	0
Group A Crimes per 100,000 population		1,106.3	Simple Assault	32	9	0
			Intimidation	4	0	0
			Human Trafficking, Commercial Sex Acts	0	0	0
			Human Trafficking, Involuntary Servitude	0	0	0
Arrest Overview				Crimes Against Property		
Total Arrests		34	Arson	0	0	0
Adult Arrests		34	Bribery	0	0	0
Juvenile Arrests		0	Burglary/Breaking & Entering	11	0	0
Unknown Age		0	Counterfeiting/Forgery	2	0	0
Arrests per 100,000 population		212.5	Destruction/Damage/Vandalism of Property	21	0	0
			Embezzlement	0	0	0
			Extortion/Blackmail	0	0	0
			False Pretenses/Swindle/Confidence Game	7	0	0
			Credit Card/Automatic Teller Fraud	4	0	0
			Impersonation	5	0	0
			Welfare Fraud	0	0	0
Group B Arrests				Wire Fraud	0	0
Offense	Adult	Juvenile		Identity Theft	0	0
Bad Checks	0	0		Hacking/Computer Invasion	0	0
Curfew/Loitering/Vagrancy Violations	0	0		Robbery	1	0
Disorderly Conduct	0	0		Pocket-picking	0	0
Driving Under the Influence	6	0		Purse-snatching	0	0
Drunkenness	7	0		Shoplifting	3	0
Family Offenses (Nonviolent)	0	0		Theft From Building	0	0
Liquor Law Violations	0	0		Theft From Coin Operated Machine or Device	0	0
Loitering/Trespassing	0	0		Theft From Motor Vehicle	0	0
Respass of Real Property	2	0		Theft of Motor Vehicle Parts/Accessories	0	0
All Other Offenses	3	0		All Other Larceny	57	1
				Motor Vehicle Theft	0	0
Total Group B	18	0		Stolen Property Offenses	0	0
				Crimes Against Society		
				Drug/Narcotic Violations	29	4
				Drug Equipment Violations	0	0
				Betting/Wagering	0	0
				Operating/Promoting/Assisting Gambling	0	0
				Gambling Equipment Violations	0	0
				Sports Tampering	0	0
				Pornography/Obscene Material	1	0
				Prostitution	0	0
				Assisting or Promoting Prostitution	0	0
				Purchasing Prostitution	0	0
				Weapon Law Violations	11	1
				Animal Cruelty	0	0
				Total Group A Offenses	204	16

(*) Offenses are counted using the FBI Units of Count for Crime

(**) The 'Arrests' column shows arrests made for incidents during the selected period, regardless of arrest date. Arrest counts for the same period may change over time.

Arlington County Police Department - VA0070100 - NIBRS Agency Crime Overview - 2020

2020 Population Estimate		242,465	Offenses (*)	Arrests (**)	
Law Enforcement Employees			Reported	Adult	Juvenile
Group A Offenses					
Crimes Against Persons					
Sworn Male	262	Murder and Nonnegligent Manslaughter	3	3	0
Sworn Female	80	Negligent Manslaughter	0	0	0
Civilian Male	33	Kidnapping/Abduction	25	10	0
Civilian Female	71	Forcible Rape	31	1	0
Total:	446	Forcible Sodomy	7	0	0
		Sexual Assault With An Object	10	0	0
		Forcible Fondling	44	1	1
		Incest	0	0	0
Incident Total	7,147	Statutory Rape	1	1	0
Offense Total	7,990	Aggravated Assault	210	58	0
Group A Crimes per 100,000 population	2,947.6	Simple Assault	906	294	11
		Intimidation	111	7	0
		Human Trafficking, Commercial Sex Acts	0	0	0
		Human Trafficking, Involuntary Servitude	0	1	0
Arrest Overview					
Crimes Against Property					
Total Arrests	2,482	Arson	4	1	0
Adult Arrests	2,364	Bribery	0	0	0
Juvenile Arrests	118	Burglary/Breaking & Entering	150	27	3
Unknown Age	0	Counterfeiting/Forgery	86	20	0
Arrests per 100,000 population	1,023.7	Destruction/Damage/Vandalism of Property	752	39	4
		Embezzlement	17	10	1
		Extortion/Blackmail	24	0	0
		False Pretenses/Swindle/Confidence Game	557	23	5
		Credit Card/Automatic Teller Fraud	273	3	0
		Impersonation	134	56	2
		Welfare Fraud	0	0	0
		Wire Fraud	2	0	0
		Identity Theft	330	7	0
		Hacking/Computer Invasion	6	0	0
		Robbery	117	23	2
		Pocket-picking	26	2	2
		Purse-snatching	10	0	0
		Shoplifting	529	216	22
		Theft From Building	251	6	0
		Theft From Coin Operated Machine or Device	6	0	0
		Theft From Motor Vehicle	846	10	1
		Theft of Motor Vehicle Parts/Accessories	144	0	1
		All Other Larceny	917	43	0
		Motor Vehicle Theft	323	16	15
		Stolen Property Offenses	54	9	3
Group B Arrests					
Offense	Adult	Juvenile			
Bad Checks	0	0			
Curfew/Loitering/Vagrancy Violations	12	0			
Disorderly Conduct	42	0			
Driving Under the Influence	268	1			
Drunkenness	416	0			
Family Offenses (Nonviolent)	1	0			
Liquor Law Violations	15	9			
Peeping Tom	1	0			
Trespass of Real Property	103	6			
All Other Offenses	98	6			
Total Group B	956	22			
Crimes Against Society					
		Drug/Narcotic Violations	868	446	20
		Drug Equipment Violations	71	8	0
		Betting/Wagering	0	0	0
		Operating/Promoting/Assisting Gambling	0	0	0
		Gambling Equipment Violations	0	0	0
		Sports Tampering	0	0	0
		Pornography/Obscene Material	22	6	0
		Prostitution	6	4	0
		Assisting or Promoting Prostitution	7	5	0
		Purchasing Prostitution	2	0	0
		Weapon Law Violations	106	50	3
		Animal Cruelty	2	2	0
		Total Group A Offenses	7,990	1,408	96

(*) Offenses are counted using the FBI Units of Count for Crime

(**) The 'Arrests' column shows arrests made for incidents during the selected period, regardless of arrest date. Arrest counts for the same period may change over time.

Ashland Police Department - VA0420100 - NIBRS Agency Crime Overview - 2020

2020 Population Estimate		7,875	Offenses (*)	Arrests (**)	
Law Enforcement Employees			Reported	Adult	Juvenile
Group A Offenses					
Crimes Against Persons					
Sworn Male	22	Murder and Nonnegligent Manslaughter	0	0	0
Sworn Female	3	Negligent Manslaughter	0	0	0
Civilian Male	0	Kidnapping/Abduction	1	0	0
Civilian Female	2	Forcible Rape	2	0	0
Total:	27	Forcible Sodomy	0	0	0
		Sexual Assault With An Object	1	0	0
		Forcible Fondling	2	1	0
		Incest	0	0	0
Incident Total	383	Statutory Rape	2	0	0
Offense Total	461	Aggravated Assault	11	6	0
Group A Crimes per 100,000 population	4,863.5	Simple Assault	109	18	2
		Intimidation	14	3	0
		Human Trafficking, Commercial Sex Acts	0	0	0
		Human Trafficking, Involuntary Servitude	0	0	0
Arrest Overview					
Crimes Against Property					
Total Arrests	171	Arson	0	0	0
Adult Arrests	157	Bribery	0	0	0
Juvenile Arrests	14	Burglary/Breaking & Entering	9	1	0
Unknown Age	0	Counterfeiting/Forgery	13	4	0
Arrests per 100,000 population	2,171.4	Destruction/Damage/Vandalism of Property	48	2	0
		Embezzlement	2	1	0
		Extortion/Blackmail	0	0	0
		False Pretenses/Swindle/Confidence Game	24	3	0
		Credit Card/Automatic Teller Fraud	11	0	0
		Impersonation	3	0	0
		Welfare Fraud	0	0	0
		Wire Fraud	3	1	0
		Identity Theft	1	0	0
		Hacking/Computer Invasion	1	0	0
		Robbery	3	2	1
		Pocket-picking	0	0	0
		Purse-snatching	0	0	0
		Shoplifting	40	22	1
		Theft From Building	16	0	0
		Theft From Coin Operated Machine or Device	2	0	0
		Theft From Motor Vehicle	22	3	1
		Theft of Motor Vehicle Parts/Accessories	11	0	0
		All Other Larceny	27	3	0
		Motor Vehicle Theft	7	1	0
		Stolen Property Offenses	2	0	0
Group B Arrests					
Offense	Adult	Juvenile			
Bad Checks	1	0			
Curfew/Loitering/Vagrancy Violations	0	0			
Disorderly Conduct	1	0			
Driving Under the Influence	10	1			
Drunkenness	19	2			
Family Offenses (Nonviolent)	0	0			
Liquor Law Violations	0	0			
Peeping Tom	0	0			
Trespass of Real Property	4	0			
All Other Offenses	29	0			
Total Group B	64	3			
Crimes Against Society					
		Drug/Narcotic Violations	39	18	6
		Drug Equipment Violations	27	0	0
		Betting/Wagering	0	0	0
		Operating/Promoting/Assisting Gambling	0	0	0
		Gambling Equipment Violations	0	0	0
		Sports Tampering	0	0	0
		Pornography/Obscene Material	1	0	0
		Prostitution	1	1	0
		Assisting or Promoting Prostitution	0	0	0
		Purchasing Prostitution	0	0	0
		Weapon Law Violations	6	3	0
		Animal Cruelty	0	0	0
		Total Group A Offenses	461	93	11

(*) Offenses are counted using the FBI Units of Count for Crime

(**) The 'Arrests' column shows arrests made for incidents during the selected period, regardless of arrest date. Arrest counts for the same period may change over time.

Augusta County Sheriff's Office - VA0080000 - NIBRS Agency Crime Overview - 2020

2020 Population Estimate		76,395	Offenses (*)	Arrests (**)	
Law Enforcement Employees			Reported	Adult	Juvenile
Group A Offenses					
Crimes Against Persons					
Sworn Male	72	Murder and Nonnegligent Manslaughter	0	0	0
Sworn Female	2	Negligent Manslaughter	0	0	0
Civilian Male	0	Kidnapping/Abduction	10	8	0
Civilian Female	10	Forcible Rape	21	1	1
Total:	84	Forcible Sodomy	10	1	0
		Sexual Assault With An Object	2	2	0
		Forcible Fondling	38	3	0
		Incest	0	0	0
Incident Total	2,142	Statutory Rape	1	1	0
Offense Total	2,402	Aggravated Assault	86	34	1
Group A Crimes per 100,000 population	2,803.8	Simple Assault	364	120	0
		Intimidation	48	6	1
		Human Trafficking, Commercial Sex Acts	0	0	0
		Human Trafficking, Involuntary Servitude	0	0	0
		Crimes Against Property			
Total Arrests	746	Arson	4	2	0
Adult Arrests	736	Bribery	0	0	0
Juvenile Arrests	10	Burglary/Breaking & Entering	166	19	0
Unknown Age	0	Counterfeiting/Forgery	35	14	0
Arrests per 100,000 population	976.5	Destruction/Damage/Vandalism of Property	237	17	0
		Embezzlement	23	5	0
		Extortion/Blackmail	10	0	0
		False Pretenses/Swindle/Confidence Game	69	5	0
		Credit Card/Automatic Teller Fraud	56	1	0
		Impersonation	15	0	0
		Welfare Fraud	1	0	0
		Wire Fraud	98	0	0
		Identity Theft	26	0	0
		Hacking/Computer Invasion	2	0	0
		Robbery	3	5	0
		Pocket-picking	2	0	0
		Purse-snatching	0	0	0
		Shoplifting	47	6	0
		Theft From Building	56	0	0
		Theft From Coin Operated Machine or Device	5	0	0
		Theft From Motor Vehicle	105	0	0
		Theft of Motor Vehicle Parts/Accessories	105	0	0
		All Other Larceny	234	57	0
		Motor Vehicle Theft	60	3	0
		Stolen Property Offenses	4	2	0
		Crimes Against Society			
		Drug/Narcotic Violations	303	144	2
		Drug Equipment Violations	64	1	0
		Betting/Wagering	0	0	0
		Operating/Promoting/Assisting Gambling	0	0	0
		Gambling Equipment Violations	0	0	0
		Sports Tampering	0	0	0
		Pornography/Obscene Material	18	0	0
		Prostitution	0	0	0
		Assisting or Promoting Prostitution	0	0	0
		Purchasing Prostitution	0	0	0
		Weapon Law Violations	57	17	0
		Animal Cruelty	17	2	0
		Total Group A Offenses	2,402	476	5
Group B Arrests					
Offense	Adult	Juvenile			
Bad Checks	2	0			
Curfew/Loitering/Vagrancy Violations	0	0			
Disorderly Conduct	14	0			
Driving Under the Influence	40	0			
Drunkenness	80	0			
Family Offenses (Nonviolent)	0	0			
Liquor Law Violations	5	0			
Peeping Tom	0	0			
Trespass of Real Property	10	0			
All Other Offenses	109	5			
Total Group B	260	5			

(*) Offenses are counted using the FBI Units of Count for Crime

(**) The 'Arrests' column shows arrests made for incidents during the selected period, regardless of arrest date. Arrest counts for the same period may change over time.

Bath County Sheriff's Office - VA0090000 - NIBRS Agency Crime Overview - 2020

2020 Population Estimate		4,341	Offenses (*)	Arrests (**)	
Law Enforcement Employees			Reported	Adult	Juvenile
Sworn Male		14			
Sworn Female		1			
Civilian Male		2			
Civilian Female		5			
Total:		22			
Offense Overview					
Incident Total		50			
Offense Total		54			
Group A Crimes per 100,000 population		1,151.8			
Arrest Overview					
Total Arrests		41			
Adult Arrests		41			
Juvenile Arrests		0			
Unknown Age		0			
Arrests per 100,000 population		944.5			
Group B Arrests					
Offense	Adult	Juvenile			
Bad Checks	0	0			
Curfew/Loitering/Vagrancy Violations	0	0			
Disorderly Conduct	1	0			
Driving Under the Influence	4	0			
Drunkenness	3	0			
Family Offenses (Nonviolent)	0	0			
Liquor Law Violations	0	0			
Peeping Tom	0	0			
Trespass of Real Property	0	0			
All Other Offenses	5	0			
Total Group B	13	0			
Group A Offenses					
Crimes Against Persons					
Murder and Nonnegligent Manslaughter			0	0	0
Negligent Manslaughter			0	0	0
Kidnapping/Abduction			0	0	0
Forcible Rape			0	0	0
Forcible Sodomy			0	0	0
Sexual Assault With An Object			0	0	0
Forcible Fondling			0	0	0
Incest			0	0	0
Statutory Rape			0	0	0
Aggravated Assault			1	1	0
Simple Assault			9	8	0
Intimidation			0	0	0
Human Trafficking, Commercial Sex Acts			0	0	0
Human Trafficking, Involuntary Servitude			0	0	0
Crimes Against Property					
Arson			0	0	0
Bribery			0	0	0
Burglary/Breaking & Entering			0	0	0
Counterfeiting/Forgery			0	0	0
Destruction/Damage/Vandalism of Property			9	0	0
Embezzlement			0	0	0
Extortion/Blackmail			0	0	0
False Pretenses/Swindle/Confidence Game			0	0	0
Credit Card/Automatic Teller Fraud			0	0	0
Impersonation			1	0	0
Welfare Fraud			0	0	0
Wire Fraud			0	0	0
Identity Theft			0	0	0
Hacking/Computer Invasion			0	0	0
Robbery			0	0	0
Pocket-picking			2	2	0
Purse-snatching			0	0	0
Shoplifting			0	0	0
Theft From Building			0	0	0
Theft From Coin Operated Machine or Device			0	0	0
Theft From Motor Vehicle			0	0	0
Theft of Motor Vehicle Parts/Accessories			0	0	0
All Other Larceny			15	5	0
Motor Vehicle Theft			2	3	0
Stolen Property Offenses			1	0	0
Crimes Against Society					
Drug/Narcotic Violations			10	7	0
Drug Equipment Violations			3	1	0
Betting/Wagering			0	0	0
Operating/Promoting/Assisting Gambling			0	0	0
Gambling Equipment Violations			0	0	0
Sports Tampering			0	0	0
Pornography/Obscene Material			1	1	0
Prostitution			0	0	0
Assisting or Promoting Prostitution			0	0	0
Purchasing Prostitution			0	0	0
Weapon Law Violations			0	0	0
Animal Cruelty			0	0	0
Total Group A Offenses			54	28	0

(*) Offenses are counted using the FBI Units of Count for Crime

(**) The 'Arrests' column shows arrests made for incidents during the selected period, regardless of arrest date. Arrest counts for the same period may change over time.

Bedford County Sheriff's Office - VA0100000 - NIBRS Agency Crime Overview - 2020

2020 Population Estimate		72,387	Offenses (*)		Arrests (**)	
			Reported	Adult	Juvenile	
Law Enforcement Employees			Crimes Against Persons			
Sworn Male	66	Murder and Nonnegligent Manslaughter	1	1	0	
Sworn Female	18	Negligent Manslaughter	0	0	0	
Civilian Male	0	Kidnapping/Abduction	0	1	0	
Civilian Female	8	Forcible Rape	10	2	1	
Total:	92	Forcible Sodomy	0	0	0	
		Sexual Assault With An Object	0	0	0	
		Forcible Fondling	13	2	0	
Offense Overview		Incest	0	0	0	
Incident Total	1,447	Statutory Rape	0	0	0	
Offense Total	1,590	Aggravated Assault	72	30	2	
Group A Crimes per 100,000 population	1,999.0	Simple Assault	440	138	8	
		Intimidation	23	12	0	
		Human Trafficking, Commercial Sex Acts	0	0	0	
		Human Trafficking, Involuntary Servitude	0	0	0	
Arrest Overview		Crimes Against Property				
Total Arrests	505	Arson	2	1	1	
Adult Arrests	480	Bribery	0	0	0	
Juvenile Arrests	25	Burglary/Breaking & Entering	80	7	0	
Unknown Age	0	Counterfeiting/Forgery	13	1	0	
Arrests per 100,000 population	697.6	Destruction/Damage/Vandalism of Property	124	11	3	
		Embezzlement	4	1	0	
		Extortion/Blackmail	0	0	0	
		False Pretenses/Swindle/Confidence Game	63	4	0	
		Credit Card/Automatic Teller Fraud	26	0	0	
		Impersonation	0	0	0	
		Welfare Fraud	0	0	0	
Group B Arrests		Wire Fraud	2	0	0	
Offense	Adult	Juvenile	Identity Theft	16	0	0
Bad Checks	0	0	Hacking/Computer Invasion	0	0	0
Curfew/Loitering/Vagrancy Violations	0	0	Robbery	3	2	0
Disorderly Conduct	0	0	Pocket-picking	0	0	0
Driving Under the Influence	8	0	Purse-snatching	0	0	0
Drunkenness	19	0	Shoplifting	12	5	0
Family Offenses (Nonviolent)	3	0	Theft From Building	47	5	0
Liquor Law Violations	0	1	Theft From Coin Operated Machine or Device	2	0	0
Peeping Tom	0	0	Theft From Motor Vehicle	63	5	0
Trespass of Real Property	1	3	Theft of Motor Vehicle Parts/Accessories	52	5	0
All Other Offenses	17	1	All Other Larceny	131	18	0
Total Group B	48	5	Motor Vehicle Theft	56	12	0
			Stolen Property Offenses	0	0	0
		Crimes Against Society				
			Drug/Narcotic Violations	245	133	2
			Drug Equipment Violations	45	6	1
			Betting/Wagering	0	0	0
			Operating/Promoting/Assisting Gambling	0	0	0
			Gambling Equipment Violations	0	0	0
			Sports Tampering	0	0	0
			Pornography/Obscene Material	5	0	0
			Prostitution	0	0	0
			Assisting or Promoting Prostitution	0	0	0
			Purchasing Prostitution	0	0	0
			Weapon Law Violations	34	26	1
			Animal Cruelty	6	4	1
			Total Group A Offenses	1,590	432	20

(*) Offenses are counted using the FBI Units of Count for Crime

(**) The 'Arrests' column shows arrests made for incidents during the selected period, regardless of arrest date. Arrest counts for the same period may change over time.

Bedford Police Department - VA0100100 - NIBRS Agency Crime Overview - 2020

2020 Population Estimate		6,597	Offenses (*)	Arrests (**)	
Law Enforcement Employees			Reported	Adult	Juvenile
Group A Offenses					
Crimes Against Persons					
Sworn Male	20	Murder and Nonnegligent Manslaughter	1	1	0
Sworn Female	1	Negligent Manslaughter	0	0	0
Civilian Male	0	Kidnapping/Abduction	0	1	0
Civilian Female	4	Forcible Rape	1	0	0
Total:	25	Forcible Sodomy	0	0	0
		Sexual Assault With An Object	0	0	0
		Forcible Fondling	6	0	0
		Incest	0	0	0
Incident Total	279	Statutory Rape	1	1	0
Offense Total	311	Aggravated Assault	3	2	0
Group A Crimes per 100,000 population	4,229.2	Simple Assault	122	39	0
		Intimidation	3	0	0
		Human Trafficking, Commercial Sex Acts	0	0	0
		Human Trafficking, Involuntary Servitude	0	0	0
Arrest Overview					
Crimes Against Property					
Total Arrests	286	Arson	1	1	0
Adult Arrests	281	Bribery	0	0	0
Juvenile Arrests	5	Burglary/Breaking & Entering	4	4	0
Unknown Age	0	Counterfeiting/Forgery	5	0	0
Arrests per 100,000 population	4,335.3	Destruction/Damage/Vandalism of Property	26	0	0
		Embezzlement	0	0	0
		Extortion/Blackmail	0	0	0
		False Pretenses/Swindle/Confidence Game	8	0	0
		Credit Card/Automatic Teller Fraud	5	0	0
		Impersonation	0	0	0
		Welfare Fraud	0	0	0
		Wire Fraud	0	0	0
		Identity Theft	0	0	0
		Hacking/Computer Invasion	0	0	0
		Robbery	0	0	0
		Pocket-picking	0	0	0
		Purse-snatching	0	0	0
		Shoplifting	7	4	0
		Theft From Building	6	3	0
		Theft From Coin Operated Machine or Device	0	0	0
		Theft From Motor Vehicle	2	0	0
		Theft of Motor Vehicle Parts/Accessories	1	0	0
		All Other Larceny	50	8	0
		Motor Vehicle Theft	0	0	0
		Stolen Property Offenses	0	0	0
Group B Arrests					
Offense	Adult	Juvenile			
Bad Checks	0	0			
Curfew/Loitering/Vagrancy Violations	0	3			
Disorderly Conduct	0	0			
Driving Under the Influence	25	0			
Drunkenness	15	0			
Family Offenses (Nonviolent)	2	0			
Liquor Law Violations	6	0			
Peeping Tom	0	0			
Trespass of Real Property	17	0			
All Other Offenses	129	1			
Total Group B	194	4			
Crimes Against Society					
		Drug/Narcotic Violations	39	20	1
		Drug Equipment Violations	0	0	0
		Betting/Wagering	0	0	0
		Operating/Promoting/Assisting Gambling	0	0	0
		Gambling Equipment Violations	0	0	0
		Sports Tampering	0	0	0
		Pornography/Obscene Material	4	0	0
		Prostitution	0	0	0
		Assisting or Promoting Prostitution	0	0	0
		Purchasing Prostitution	0	0	0
		Weapon Law Violations	16	3	0
		Animal Cruelty	0	0	0
		Total Group A Offenses	311	87	1

(*) Offenses are counted using the FBI Units of Count for Crime

(**) The 'Arrests' column shows arrests made for incidents during the selected period, regardless of arrest date. Arrest counts for the same period may change over time.

Berryville Police Department - VA0220100 - NIBRS Agency Crime Overview - 2020

2020 Population Estimate		4,371	Offenses (*)	Arrests (**)	
Law Enforcement Employees			Reported	Adult	Juvenile
Group A Offenses					
Crimes Against Persons					
Sworn Male	9	Murder and Nonnegligent Manslaughter	0	0	0
Sworn Female	0	Negligent Manslaughter	0	0	0
Civilian Male	0	Kidnapping/Abduction	0	0	0
Civilian Female	1	Forcible Rape	1	0	0
Total:	10	Forcible Sodomy	0	0	0
		Sexual Assault With An Object	1	0	0
		Forcible Fondling	0	0	0
		Incest	0	0	0
Incident Total	143	Statutory Rape	0	0	0
Offense Total	159	Aggravated Assault	0	0	0
Group A Crimes per 100,000 population	3,271.6	Simple Assault	29	8	0
		Intimidation	7	2	0
		Human Trafficking, Commercial Sex Acts	0	0	0
		Human Trafficking, Involuntary Servitude	0	0	0
Arrest Overview					
Crimes Against Property					
Total Arrests	47	Arson	0	0	0
Adult Arrests	47	Bribery	0	0	0
Juvenile Arrests	0	Burglary/Breaking & Entering	4	0	0
Unknown Age	0	Counterfeiting/Forgery	1	0	0
Arrests per 100,000 population	1,075.3	Destruction/Damage/Vandalism of Property	36	4	0
		Embezzlement	1	0	0
		Extortion/Blackmail	0	0	0
		False Pretenses/Swindle/Confidence Game	8	0	0
		Credit Card/Automatic Teller Fraud	0	0	0
		Impersonation	0	0	0
		Welfare Fraud	0	0	0
		Wire Fraud	0	0	0
		Identity Theft	12	0	0
		Hacking/Computer Invasion	0	0	0
		Robbery	0	0	0
		Pocket-picking	0	0	0
		Purse-snatching	0	0	0
		Shoplifting	3	2	0
		Theft From Building	2	0	0
		Theft From Coin Operated Machine or Device	0	0	0
		Theft From Motor Vehicle	2	0	0
		Theft of Motor Vehicle Parts/Accessories	3	0	0
		All Other Larceny	25	1	0
		Motor Vehicle Theft	1	0	0
		Stolen Property Offenses	0	0	0
Group B Arrests					
Offense	Adult	Juvenile			
Bad Checks	0	0			
Curfew/Loitering/Vagrancy Violations	0	0			
Disorderly Conduct	0	0			
Driving Under the Influence	4	0			
Drunkenness	3	0			
Family Offenses (Nonviolent)	1	0			
Liquor Law Violations	0	0			
Peeping Tom	0	0			
Trespass of Real Property	0	0			
All Other Offenses	5	0			
Total Group B	13	0			
Crimes Against Society					
		Drug/Narcotic Violations	17	16	0
		Drug Equipment Violations	2	0	0
		Betting/Wagering	0	0	0
		Operating/Promoting/Assisting Gambling	0	0	0
		Gambling Equipment Violations	0	0	0
		Sports Tampering	0	0	0
		Pornography/Obscene Material	0	0	0
		Prostitution	0	0	0
		Assisting or Promoting Prostitution	0	0	0
		Purchasing Prostitution	0	0	0
		Weapon Law Violations	4	1	0
		Animal Cruelty	0	0	0
		Total Group A Offenses	159	34	0

(*) Offenses are counted using the FBI Units of Count for Crime

(**) The 'Arrests' column shows arrests made for incidents during the selected period, regardless of arrest date. Arrest counts for the same period may change over time.

Big Stone Gap Police Dept - VA0960200 - NIBRS Agency Crime Overview - 2020

2020 Population Estimate		5,132	Offenses (*)	Arrests (**)	
Law Enforcement Employees			Reported	Adult	Juvenile
Group A Offenses					
Crimes Against Persons					
Sworn Male	13	Murder and Nonnegligent Manslaughter	1	1	0
Sworn Female	0	Negligent Manslaughter	0	0	0
Civilian Male	0	Kidnapping/Abduction	1	1	0
Civilian Female	1	Forcible Rape	2	0	0
Total:	14	Forcible Sodomy	0	0	0
		Sexual Assault With An Object	1	0	0
		Forcible Fondling	0	0	0
		Incest	0	0	0
Incident Total	184	Statutory Rape	0	0	0
Offense Total	214	Aggravated Assault	3	1	0
Group A Crimes per 100,000 population	3,585.3	Simple Assault	35	9	0
		Intimidation	0	0	0
		Human Trafficking, Commercial Sex Acts	0	0	0
		Human Trafficking, Involuntary Servitude	0	0	0
Arrest Overview					
Crimes Against Property					
Total Arrests	93	Arson	8	0	0
Adult Arrests	93	Bribery	0	0	0
Juvenile Arrests	0	Burglary/Breaking & Entering	4	0	0
Unknown Age	0	Counterfeiting/Forgery	10	0	0
Arrests per 100,000 population	1,812.2	Destruction/Damage/Vandalism of Property	26	1	0
		Embezzlement	0	0	0
		Extortion/Blackmail	0	0	0
		False Pretenses/Swindle/Confidence Game	2	0	0
		Credit Card/Automatic Teller Fraud	3	0	0
		Impersonation	1	0	0
		Welfare Fraud	0	0	0
		Wire Fraud	0	0	0
		Identity Theft	0	0	0
		Hacking/Computer Invasion	0	0	0
		Robbery	0	0	0
		Pocket-picking	0	0	0
		Purse-snatching	0	0	0
		Shoplifting	8	2	0
		Theft From Building	4	0	0
		Theft From Coin Operated Machine or Device	0	0	0
		Theft From Motor Vehicle	2	0	0
		Theft of Motor Vehicle Parts/Accessories	0	0	0
		All Other Larceny	47	2	0
		Motor Vehicle Theft	8	0	0
		Stolen Property Offenses	2	2	0
Group B Arrests					
Offense	Adult	Juvenile			
Bad Checks	0	0			
Curfew/Loitering/Vagrancy Violations	0	0			
Disorderly Conduct	0	0			
Driving Under the Influence	10	0			
Drunkenness	23	0			
Family Offenses (Nonviolent)	0	0			
Liquor Law Violations	1	0			
Peeping Tom	0	0			
Trespass of Real Property	6	0			
All Other Offenses	15	0			
Total Group B	55	0			
Crimes Against Society					
		Drug/Narcotic Violations	27	17	0
		Drug Equipment Violations	18	2	0
		Betting/Wagering	0	0	0
		Operating/Promoting/Assisting Gambling	0	0	0
		Gambling Equipment Violations	0	0	0
		Sports Tampering	0	0	0
		Pornography/Obscene Material	1	0	0
		Prostitution	0	0	0
		Assisting or Promoting Prostitution	0	0	0
		Purchasing Prostitution	0	0	0
		Weapon Law Violations	0	0	0
		Animal Cruelty	0	0	0
		Total Group A Offenses	214	38	0

(*) Offenses are counted using the FBI Units of Count for Crime

(**) The 'Arrests' column shows arrests made for incidents during the selected period, regardless of arrest date. Arrest counts for the same period may change over time.

Blacksburg Police Department - VA0600100 - NIBRS Agency Crime Overview - 2020

2020 Population Estimate		44,233	Offenses (*)	Arrests (**)	
Law Enforcement Employees			Reported	Adult	Juvenile
Group A Offenses					
Crimes Against Persons					
Sworn Male	58	Murder and Nonnegligent Manslaughter	0	0	0
Sworn Female	7	Negligent Manslaughter	0	0	0
Civilian Male	3	Kidnapping/Abduction	0	0	0
Civilian Female	7	Forcible Rape	8	1	0
Total:	75	Forcible Sodomy	0	0	0
		Sexual Assault With An Object	5	0	0
		Forcible Fondling	8	2	0
		Incest	0	0	0
Incident Total	868	Statutory Rape	0	0	0
Offense Total	966	Aggravated Assault	14	9	0
Group A Crimes per 100,000 population	1,962.3	Simple Assault	123	37	5
		Intimidation	31	2	0
		Human Trafficking, Commercial Sex Acts	0	0	0
		Human Trafficking, Involuntary Servitude	0	0	0
Arrest Overview					
Crimes Against Property					
Total Arrests	448	Arson	0	0	0
Adult Arrests	435	Bribery	0	0	0
Juvenile Arrests	13	Burglary/Breaking & Entering	29	3	1
Unknown Age	0	Counterfeiting/Forgery	11	1	0
Arrests per 100,000 population	1,012.8	Destruction/Damage/Vandalism of Property	206	18	2
		Embezzlement	2	1	0
		Extortion/Blackmail	6	0	0
		False Pretenses/Swindle/Confidence Game	54	2	0
		Credit Card/Automatic Teller Fraud	17	0	0
		Impersonation	2	0	0
		Welfare Fraud	1	0	0
		Wire Fraud	19	0	0
		Identity Theft	8	0	0
		Hacking/Computer Invasion	1	0	0
		Robbery	2	1	0
		Pocket-picking	0	0	0
		Purse-snatching	0	0	0
		Shoplifting	10	4	0
		Theft From Building	10	0	0
		Theft From Coin Operated Machine or Device	0	0	0
		Theft From Motor Vehicle	69	7	0
		Theft of Motor Vehicle Parts/Accessories	1	0	0
		All Other Larceny	183	25	1
		Motor Vehicle Theft	15	1	3
		Stolen Property Offenses	1	0	1
Group B Arrests					
Offense	Adult	Juvenile			
Bad Checks	0	0			
Curfew/Loitering/Vagrancy Violations	0	0			
Disorderly Conduct	1	0			
Driving Under the Influence	43	0			
Drunkenness	136	0			
Family Offenses (Nonviolent)	3	0			
Liquor Law Violations	23	0			
Peeping Tom	0	0			
Trespass of Real Property	3	0			
All Other Offenses	78	0			
Total Group B	287	0			
Crimes Against Society					
		Drug/Narcotic Violations	108	29	0
		Drug Equipment Violations	10	0	0
		Betting/Wagering	0	0	0
		Operating/Promoting/Assisting Gambling	0	0	0
		Gambling Equipment Violations	0	0	0
		Sports Tampering	0	0	0
		Pornography/Obscene Material	5	1	0
		Prostitution	0	0	0
		Assisting or Promoting Prostitution	0	0	0
		Purchasing Prostitution	0	0	0
		Weapon Law Violations	7	4	0
		Animal Cruelty	0	0	0
		Total Group A Offenses	966	148	13

(*) Offenses are counted using the FBI Units of Count for Crime

(**) The 'Arrests' column shows arrests made for incidents during the selected period, regardless of arrest date. Arrest counts for the same period may change over time.

Blackstone Police Department - VA0670100 - NIBRS Agency Crime Overview - 2020

2020 Population Estimate			3,329		Offenses (*)	Arrests (**)	
				Group A Offenses	Reported	Adult	Juvenile
Law Enforcement Employees				Crimes Against Persons			
Sworn Male		12		Murder and Nonnegligent Manslaughter	0	0	0
Sworn Female		0		Negligent Manslaughter	0	0	0
Civilian Male		0		Kidnapping/Abduction	0	0	0
Civilian Female		3		Forcible Rape	0	0	0
Total:		15		Forcible Sodomy	0	0	0
				Sexual Assault With An Object	0	0	0
				Forcible Fondling	4	1	0
Offense Overview				Incest	0	0	0
Incident Total		199		Statutory Rape	0	0	0
Offense Total		227		Aggravated Assault	9	2	0
Group A Crimes per 100,000 population		5,977.8		Simple Assault	17	13	0
				Intimidation	2	1	1
				Human Trafficking, Commercial Sex Acts	0	0	0
				Human Trafficking, Involuntary Servitude	0	0	0
Arrest Overview				Crimes Against Property			
Total Arrests		139		Arson	3	0	0
Adult Arrests		137		Bribery	0	0	0
Juvenile Arrests		2		Burglary/Breaking & Entering	4	1	0
Unknown Age		0		Counterfeiting/Forgery	4	0	0
Arrests per 100,000 population		4,175.4		Destruction/Damage/Vandalism of Property	32	4	0
				Embezzlement	4	2	0
				Extortion/Blackmail	0	0	0
				False Pretenses/Swindle/Confidence Game	5	3	0
				Credit Card/Automatic Teller Fraud	10	2	0
				Impersonation	3	2	0
Group B Arrests				Welfare Fraud	0	0	0
Offense	Adult	Juvenile		Wire Fraud	0	0	0
Bad Checks	0	0		Identity Theft	2	1	0
Curfew/Loitering/Vagrancy Violations	0	0		Hacking/Computer Invasion	1	0	0
Disorderly Conduct	2	0		Robbery	1	0	0
Driving Under the Influence	6	0		Pocket-picking	1	0	0
Drunkenness	5	0		Purse-snatching	0	0	0
Family Offenses (Nonviolent)	0	0		Shoplifting	28	22	0
Liquor Law Violations	0	0		Theft From Building	0	0	0
Loitering/Trespassing	0	0		Theft From Coin Operated Machine or Device	0	0	0
Trespass of Real Property	7	0		Theft From Motor Vehicle	2	0	0
All Other Offenses	44	0		Theft of Motor Vehicle Parts/Accessories	0	0	0
Total Group B	64	0		All Other Larceny	54	11	0
				Motor Vehicle Theft	15	2	0
				Stolen Property Offenses	1	0	0
				Crimes Against Society			
				Drug/Narcotic Violations	19	6	1
				Drug Equipment Violations	2	0	0
				Betting/Wagering	0	0	0
				Operating/Promoting/Assisting Gambling	0	0	0
				Gambling Equipment Violations	0	0	0
				Sports Tampering	0	0	0
				Pornography/Obscene Material	0	0	0
				Prostitution	0	0	0
				Assisting or Promoting Prostitution	0	0	0
				Purchasing Prostitution	0	0	0
				Weapon Law Violations	4	0	0
				Animal Cruelty	0	0	0
				Total Group A Offenses	227	73	2

(*) Offenses are counted using the FBI Units of Count for Crime

(**) The 'Arrests' column shows arrests made for incidents during the selected period, regardless of arrest date. Arrest counts for the same period may change over time.

Bland County Sheriff's Office - VA0110000 - NIBRS Agency Crime Overview - 2020

2020 Population Estimate		6,410	Offenses (*)	Arrests (**)	
Law Enforcement Employees			Reported	Adult	Juvenile
Group A Offenses					
Crimes Against Persons					
Sworn Male	11	Murder and Nonnegligent Manslaughter	1	0	0
Sworn Female	0	Negligent Manslaughter	0	0	0
Civilian Male	6	Kidnapping/Abduction	0	0	0
Civilian Female	3	Forcible Rape	4	0	0
Total:	20	Forcible Sodomy	0	0	0
		Sexual Assault With An Object	0	0	0
		Forcible Fondling	2	2	0
		Incest	0	0	0
Incident Total	121	Statutory Rape	0	0	0
Offense Total	162	Aggravated Assault	1	0	0
Group A Crimes per 100,000 population	1,887.7	Simple Assault	11	5	0
		Intimidation	3	0	0
		Human Trafficking, Commercial Sex Acts	0	0	0
		Human Trafficking, Involuntary Servitude	0	0	0
Arrest Overview					
Crimes Against Property					
Total Arrests	128	Arson	0	0	0
Adult Arrests	128	Bribery	0	0	0
Juvenile Arrests	0	Burglary/Breaking & Entering	16	0	0
Unknown Age	0	Counterfeiting/Forgery	2	1	0
Arrests per 100,000 population	1,996.9	Destruction/Damage/Vandalism of Property	8	0	0
		Embezzlement	0	0	0
		Extortion/Blackmail	0	0	0
		False Pretenses/Swindle/Confidence Game	3	0	0
		Credit Card/Automatic Teller Fraud	1	0	0
		Impersonation	1	0	0
		Welfare Fraud	1	0	0
		Wire Fraud	28	0	0
		Identity Theft	0	0	0
		Hacking/Computer Invasion	0	0	0
		Robbery	0	0	0
		Pocket-picking	0	0	0
		Purse-snatching	1	0	0
		Shoplifting	5	1	0
		Theft From Building	8	0	0
		Theft From Coin Operated Machine or Device	1	0	0
		Theft From Motor Vehicle	0	0	0
		Theft of Motor Vehicle Parts/Accessories	1	0	0
		All Other Larceny	15	5	0
		Motor Vehicle Theft	2	0	0
		Stolen Property Offenses	1	2	0
Crimes Against Society					
		Drug/Narcotic Violations	24	16	0
		Drug Equipment Violations	13	2	0
		Betting/Wagering	0	0	0
		Operating/Promoting/Assisting Gambling	0	0	0
		Gambling Equipment Violations	0	0	0
		Sports Tampering	0	0	0
		Pornography/Obscene Material	1	0	0
		Prostitution	0	0	0
		Assisting or Promoting Prostitution	0	0	0
		Purchasing Prostitution	0	0	0
		Weapon Law Violations	7	3	0
		Animal Cruelty	1	0	0
Total Group A Offenses			162	37	0
Group B Arrests					
Offense	Adult	Juvenile			
Bad Checks	3	0			
Curfew/Loitering/Vagrancy Violations	0	0			
Disorderly Conduct	0	0			
Driving Under the Influence	12	0			
Drunkenness	9	0			
Family Offenses (Nonviolent)	1	0			
Liquor Law Violations	2	0			
Peeping Tom	0	0			
Trespass of Real Property	3	0			
All Other Offenses	61	0			
Total Group B	91	0			

(*) Offenses are counted using the FBI Units of Count for Crime

(**) The 'Arrests' column shows arrests made for incidents during the selected period, regardless of arrest date. Arrest counts for the same period may change over time.

Bluefield Police Department - VA0920100 - NIBRS Agency Crime Overview - 2020

2020 Population Estimate		4,837	Offenses (*)	Arrests (**)	
Law Enforcement Employees			Reported	Adult	Juvenile
Group A Offenses					
Crimes Against Persons					
Sworn Male	18	Murder and Nonnegligent Manslaughter	0	0	0
Sworn Female	2	Negligent Manslaughter	0	0	0
Civilian Male	0	Kidnapping/Abduction	2	0	0
Civilian Female	3	Forcible Rape	2	1	0
Total:	23	Forcible Sodomy	0	0	0
		Sexual Assault With An Object	0	0	0
		Forcible Fondling	0	0	0
		Incest	0	0	0
Incident Total	456	Statutory Rape	1	0	0
Offense Total	542	Aggravated Assault	1	0	0
Group A Crimes per 100,000 population	9,427.3	Simple Assault	51	13	0
		Intimidation	0	1	0
		Human Trafficking, Commercial Sex Acts	0	0	0
		Human Trafficking, Involuntary Servitude	0	0	0
Arrest Overview					
Crimes Against Property					
Total Arrests	397	Arson	0	0	0
Adult Arrests	395	Bribery	0	0	0
Juvenile Arrests	2	Burglary/Breaking & Entering	5	2	0
Unknown Age	0	Counterfeiting/Forgery	18	3	0
Arrests per 100,000 population	8,207.6	Destruction/Damage/Vandalism of Property	22	6	0
		Embezzlement	0	0	0
		Extortion/Blackmail	1	0	0
		False Pretenses/Swindle/Confidence Game	19	7	0
		Credit Card/Automatic Teller Fraud	2	0	0
		Impersonation	3	2	0
		Welfare Fraud	0	0	0
		Wire Fraud	3	0	0
		Identity Theft	10	4	0
		Hacking/Computer Invasion	1	0	0
		Robbery	1	0	0
		Pocket-picking	0	0	0
		Purse-snatching	3	2	0
		Shoplifting	145	130	0
		Theft From Building	5	0	0
		Theft From Coin Operated Machine or Device	1	0	0
		Theft From Motor Vehicle	12	0	0
		Theft of Motor Vehicle Parts/Accessories	0	0	0
		All Other Larceny	30	5	0
		Motor Vehicle Theft	3	0	0
		Stolen Property Offenses	1	0	0
Crimes Against Society					
		Drug/Narcotic Violations	158	96	2
		Drug Equipment Violations	28	14	0
		Betting/Wagering	0	0	0
		Operating/Promoting/Assisting Gambling	0	0	0
		Gambling Equipment Violations	0	0	0
		Sports Tampering	0	0	0
		Pornography/Obscene Material	3	0	0
		Prostitution	0	0	0
		Assisting or Promoting Prostitution	0	0	0
		Purchasing Prostitution	0	0	0
		Weapon Law Violations	8	1	0
		Animal Cruelty	3	0	0
Total Group A Offenses			542	287	2
Group B Arrests					
Offense	Adult	Juvenile			
Bad Checks	0	0			
Curfew/Loitering/Vagrancy Violations	0	0			
Disorderly Conduct	2	0			
Driving Under the Influence	4	0			
Drunkenness	21	0			
Family Offenses (Nonviolent)	0	0			
Liquor Law Violations	2	0			
Peeping Tom	0	0			
Trespass of Real Property	4	0			
All Other Offenses	75	0			
Total Group B	108	0			

(*) Offenses are counted using the FBI Units of Count for Crime

(**) The 'Arrests' column shows arrests made for incidents during the selected period, regardless of arrest date. Arrest counts for the same period may change over time.

Botetourt County Sheriffs Office - VA0120000 - NIBRS Agency Crime Overview - 2020

2020 Population Estimate		33,684	Offenses (*)	Arrests (**)	
Law Enforcement Employees			Reported	Adult	Juvenile
Group A Offenses					
Crimes Against Persons					
Sworn Male	81	Murder and Nonnegligent Manslaughter	0	0	0
Sworn Female	18	Negligent Manslaughter	0	0	0
Civilian Male	2	Kidnapping/Abduction	4	1	0
Civilian Female	17	Forcible Rape	2	0	0
Total:	118	Forcible Sodomy	0	0	0
		Sexual Assault With An Object	1	0	0
		Forcible Fondling	2	0	0
		Incest	0	0	0
Incident Total	780	Statutory Rape	0	0	0
Offense Total	924	Aggravated Assault	22	14	1
Group A Crimes per 100,000 population	2,315.6	Simple Assault	228	80	1
		Intimidation	5	2	0
		Human Trafficking, Commercial Sex Acts	0	0	0
		Human Trafficking, Involuntary Servitude	0	0	0
Arrest Overview					
Crimes Against Property					
Total Arrests	542	Arson	1	0	0
Adult Arrests	521	Bribery	0	0	0
Juvenile Arrests	21	Burglary/Breaking & Entering	13	6	0
Unknown Age	0	Counterfeiting/Forgery	16	3	0
Arrests per 100,000 population	1,609.1	Destruction/Damage/Vandalism of Property	121	16	6
		Embezzlement	6	5	0
		Extortion/Blackmail	2	0	0
		False Pretenses/Swindle/Confidence Game	24	3	0
		Credit Card/Automatic Teller Fraud	14	1	0
		Impersonation	4	1	0
		Welfare Fraud	0	0	0
		Wire Fraud	12	0	0
		Identity Theft	11	4	0
		Hacking/Computer Invasion	1	0	0
		Robbery	6	6	0
		Pocket-picking	0	0	0
		Purse-snatching	1	0	0
		Shoplifting	10	8	0
		Theft From Building	19	3	1
		Theft From Coin Operated Machine or Device	4	0	0
		Theft From Motor Vehicle	28	0	1
		Theft of Motor Vehicle Parts/Accessories	18	1	0
		All Other Larceny	100	14	0
		Motor Vehicle Theft	24	7	1
		Stolen Property Offenses	4	2	0
Group B Arrests					
Offense	Adult	Juvenile			
Bad Checks	2	0			
Curfew/Loitering/Vagrancy Violations	0	0			
Disorderly Conduct	3	0			
Driving Under the Influence	35	1			
Drunkenness	45	0			
Family Offenses (Nonviolent)	8	0			
Liquor Law Violations	2	1			
Peeping Tom	0	0			
Trespass of Real Property	12	1			
All Other Offenses	123	2			
Total Group B	230	5			
Crimes Against Society					
		Drug/Narcotic Violations	152	103	5
		Drug Equipment Violations	36	0	0
		Betting/Wagering	0	0	0
		Operating/Promoting/Assisting Gambling	0	0	0
		Gambling Equipment Violations	0	0	0
		Sports Tampering	0	0	0
		Pornography/Obscene Material	3	0	0
		Prostitution	0	0	0
		Assisting or Promoting Prostitution	0	0	0
		Purchasing Prostitution	0	0	0
		Weapon Law Violations	25	8	0
		Animal Cruelty	5	3	0
		Total Group A Offenses	924	291	16

(*) Offenses are counted using the FBI Units of Count for Crime

(**) The 'Arrests' column shows arrests made for incidents during the selected period, regardless of arrest date. Arrest counts for the same period may change over time.

Bowling Green Police Department - VA0170100 - NIBRS Agency Crime Overview - 2020

2020 Population Estimate		1,175	Offenses (*)	Arrests (**)	
Law Enforcement Employees			Reported	Adult	Juvenile
Sworn Male		1			
Sworn Female		0			
Civilian Male		0			
Civilian Female		0			
Total:		1			
Offense Overview					
Incident Total		11			
Offense Total		12			
Group A Crimes per 100,000 population		936.2			
Arrest Overview					
Total Arrests		4			
Adult Arrests		4			
Juvenile Arrests		0			
Unknown Age		0			
Arrests per 100,000 population		340.4			
Group B Arrests					
Offense	Adult	Juvenile			
Bad Checks	0	0			
Curfew/Loitering/Vagrancy Violations	0	0			
Disorderly Conduct	0	0			
Driving Under the Influence	1	0			
Drunkenness	0	0			
Family Offenses (Nonviolent)	0	0			
Liquor Law Violations	0	0			
Peeping Tom	0	0			
Trespass of Real Property	0	0			
All Other Offenses	0	0			
Total Group B	1	0			
Group A Offenses					
Crimes Against Persons					
Murder and Nonnegligent Manslaughter			0	0	0
Negligent Manslaughter			0	0	0
Kidnapping/Abduction			0	0	0
Forcible Rape			0	0	0
Forcible Sodomy			0	0	0
Sexual Assault With An Object			0	0	0
Forcible Fondling			0	0	0
Incest			0	0	0
Statutory Rape			0	0	0
Aggravated Assault			0	0	0
Simple Assault			1	0	0
Intimidation			1	0	0
Human Trafficking, Commercial Sex Acts			0	0	0
Human Trafficking, Involuntary Servitude			0	0	0
Crimes Against Property					
Arson			0	0	0
Bribery			0	0	0
Burglary/Breaking & Entering			0	0	0
Counterfeiting/Forgery			0	0	0
Destruction/Damage/Vandalism of Property			0	0	0
Embezzlement			0	0	0
Extortion/Blackmail			0	0	0
False Pretenses/Swindle/Confidence Game			0	0	0
Credit Card/Automatic Teller Fraud			0	0	0
Impersonation			1	0	0
Welfare Fraud			0	0	0
Wire Fraud			0	0	0
Identity Theft			1	0	0
Hacking/Computer Invasion			0	0	0
Robbery			0	0	0
Pocket-picking			0	0	0
Purse-snatching			0	0	0
Shoplifting			5	1	0
Theft From Building			0	0	0
Theft From Coin Operated Machine or Device			0	0	0
Theft From Motor Vehicle			1	0	0
Theft of Motor Vehicle Parts/Accessories			0	0	0
All Other Larceny			2	2	0
Motor Vehicle Theft			0	0	0
Stolen Property Offenses			0	0	0
Crimes Against Society					
Drug/Narcotic Violations			0	0	0
Drug Equipment Violations			0	0	0
Betting/Wagering			0	0	0
Operating/Promoting/Assisting Gambling			0	0	0
Gambling Equipment Violations			0	0	0
Sports Tampering			0	0	0
Pornography/Obscene Material			0	0	0
Prostitution			0	0	0
Assisting or Promoting Prostitution			0	0	0
Purchasing Prostitution			0	0	0
Weapon Law Violations			0	0	0
Animal Cruelty			0	0	0
Total Group A Offenses			12	3	0

(*) Offenses are counted using the FBI Units of Count for Crime

(**) The 'Arrests' column shows arrests made for incidents during the selected period, regardless of arrest date. Arrest counts for the same period may change over time.

Bridgewater Police Department - VA0820100 - NIBRS Agency Crime Overview - 2020

2020 Population Estimate		6,145	Offenses (*)	Arrests (**)	
Law Enforcement Employees			Reported	Adult	Juvenile
Sworn Male		8	Murder and Nonnegligent Manslaughter	0	0
Sworn Female		1	Negligent Manslaughter	0	0
Civilian Male		0	Kidnapping/Abduction	0	0
Civilian Female		0	Forcible Rape	0	0
Total:		9	Forcible Sodomy	0	0
			Sexual Assault With An Object	0	0
			Forcible Fondling	0	0
			Incest	0	0
Incident Total		57	Statutory Rape	0	0
Offense Total		63	Aggravated Assault	0	2
Group A Crimes per 100,000 population		927.6	Simple Assault	9	3
			Intimidation	0	0
			Human Trafficking, Commercial Sex Acts	0	0
			Human Trafficking, Involuntary Servitude	0	0
Arrest Overview			Crimes Against Property		
Total Arrests		39	Arson	0	0
Adult Arrests		39	Bribery	0	0
Juvenile Arrests		0	Burglary/Breaking & Entering	4	1
Unknown Age		0	Counterfeiting/Forgery	1	0
Arrests per 100,000 population		634.7	Destruction/Damage/Vandalism of Property	3	0
			Embezzlement	0	0
			Extortion/Blackmail	0	0
			False Pretenses/Swindle/Confidence Game	3	0
			Credit Card/Automatic Teller Fraud	1	0
			Impersonation	0	0
			Welfare Fraud	0	0
			Wire Fraud	1	0
			Identity Theft	1	1
			Hacking/Computer Invasion	0	0
			Robbery	1	1
			Pocket-picking	0	0
			Purse-snatching	0	0
			Shoplifting	0	0
			Theft From Building	0	0
			Theft From Coin Operated Machine or Device	0	0
			Theft From Motor Vehicle	4	0
			Theft of Motor Vehicle Parts/Accessories	2	0
			All Other Larceny	9	0
			Motor Vehicle Theft	1	0
			Stolen Property Offenses	1	1
			Crimes Against Society		
			Drug/Narcotic Violations	18	8
			Drug Equipment Violations	1	0
			Betting/Wagering	0	0
			Operating/Promoting/Assisting Gambling	0	0
			Gambling Equipment Violations	0	0
			Sports Tampering	0	0
			Pornography/Obscene Material	0	0
			Prostitution	0	0
			Assisting or Promoting Prostitution	0	0
			Purchasing Prostitution	0	0
			Weapon Law Violations	3	1
			Animal Cruelty	0	0
			Total Group A Offenses	63	18
					0
Group B Arrests					
Offense	Adult	Juvenile			
Bad Checks	0	0			
Curfew/Loitering/Vagrancy Violations	0	0			
Disorderly Conduct	0	0			
Driving Under the Influence	7	0			
Drunkenness	3	0			
Family Offenses (Nonviolent)	0	0			
Liquor Law Violations	0	0			
Peeping Tom	0	0			
Trespass of Real Property	1	0			
All Other Offenses	10	0			
Total Group B	21	0			

(*) Offenses are counted using the FBI Units of Count for Crime

(**) The 'Arrests' column shows arrests made for incidents during the selected period, regardless of arrest date. Arrest counts for the same period may change over time.

Bristol Police Department - VA1000000 - NIBRS Agency Crime Overview - 2020

2020 Population Estimate		17,165	Offenses (*)	Arrests (**)	
Law Enforcement Employees			Reported	Adult	Juvenile
Group A Offenses					
Crimes Against Persons					
Sworn Male	43	Murder and Nonnegligent Manslaughter	1	1	0
Sworn Female	7	Negligent Manslaughter	0	0	0
Civilian Male	4	Kidnapping/Abduction	10	7	0
Civilian Female	13	Forcible Rape	7	0	0
Total:	67	Forcible Sodomy	1	0	0
		Sexual Assault With An Object	1	0	0
		Forcible Fondling	13	1	0
		Incest	0	0	0
Incident Total	1,223	Statutory Rape	0	0	0
Offense Total	1,418	Aggravated Assault	43	20	1
Group A Crimes per 100,000 population	7,125.0	Simple Assault	289	126	0
		Intimidation	76	5	0
		Human Trafficking, Commercial Sex Acts	0	0	0
		Human Trafficking, Involuntary Servitude	0	0	0
		Crimes Against Property			
Total Arrests	1,208	Arson	2	0	0
Adult Arrests	1,202	Bribery	0	0	0
Juvenile Arrests	5	Burglary/Breaking & Entering	54	11	1
Unknown Age	1	Counterfeiting/Forgery	7	4	0
Arrests per 100,000 population	7,037.6	Destruction/Damage/Vandalism of Property	154	12	0
		Embezzlement	6	2	0
		Extortion/Blackmail	0	0	0
		False Pretenses/Swindle/Confidence Game	30	5	0
		Credit Card/Automatic Teller Fraud	62	15	0
		Impersonation	4	2	0
		Welfare Fraud	0	0	0
		Wire Fraud	2	0	0
		Identity Theft	3	0	0
		Hacking/Computer Invasion	0	0	0
		Robbery	9	5	0
		Pocket-picking	0	0	0
		Purse-snatching	0	0	0
		Shoplifting	57	44	0
		Theft From Building	36	4	0
		Theft From Coin Operated Machine or Device	3	2	0
		Theft From Motor Vehicle	52	5	0
		Theft of Motor Vehicle Parts/Accessories	17	1	0
		All Other Larceny	146	30	1
		Motor Vehicle Theft	55	10	0
		Stolen Property Offenses	3	6	0
		Crimes Against Society			
		Drug/Narcotic Violations	191	133	1
		Drug Equipment Violations	23	4	0
		Betting/Wagering	0	0	0
		Operating/Promoting/Assisting Gambling	0	0	0
		Gambling Equipment Violations	0	0	0
		Sports Tampering	0	0	0
		Pornography/Obscene Material	3	0	0
		Prostitution	1	0	0
		Assisting or Promoting Prostitution	0	0	0
		Purchasing Prostitution	0	0	0
		Weapon Law Violations	57	19	0
		Animal Cruelty	0	0	0
		Total Group A Offenses	1,418	474	4

Group B Arrests			
Offense	Adult	Juvenile	
Bad Checks	1	0	
Curfew/Loitering/Vagrancy Violations	0	0	
Disorderly Conduct	9	0	
Driving Under the Influence	54	0	
Drunkenness	138	0	
Family Offenses (Nonviolent)	31	0	
Liquor Law Violations	1	1	
Peeping Tom	0	0	
Trespass of Real Property	47	0	
All Other Offenses	447	0	
Total Group B	728	1	

(*) Offenses are counted using the FBI Units of Count for Crime
 (**) The 'Arrests' column shows arrests made for incidents during the selected period, regardless of arrest date. Arrest counts for the same period may change over time.

Broadway Police Department - VA0820200 - NIBRS Agency Crime Overview - 2020

2020 Population Estimate		3,978	Offenses (*)	Arrests (**)	
Law Enforcement Employees			Reported	Adult	Juvenile
Sworn Male		4	Murder and Nonnegligent Manslaughter	0	0
Sworn Female		1	Negligent Manslaughter	0	0
Civilian Male		0	Kidnapping/Abduction	0	0
Civilian Female		0	Forcible Rape	0	0
Total:		5	Forcible Sodomy	0	0
			Sexual Assault With An Object	0	0
			Forcible Fondling	0	0
			Incest	0	0
Incident Total		40	Statutory Rape	0	0
Offense Total		47	Aggravated Assault	2	0
Group A Crimes per 100,000 population		1,005.5	Simple Assault	5	0
			Intimidation	0	0
			Human Trafficking, Commercial Sex Acts	0	0
			Human Trafficking, Involuntary Servitude	0	0
Arrest Overview			Crimes Against Property		
Total Arrests		18	Arson	0	0
Adult Arrests		18	Bribery	0	0
Juvenile Arrests		0	Burglary/Breaking & Entering	5	0
Unknown Age		0	Counterfeiting/Forgery	1	0
Arrests per 100,000 population		452.5	Destruction/Damage/Vandalism of Property	7	0
			Embezzlement	1	0
			Extortion/Blackmail	0	0
			False Pretenses/Swindle/Confidence Game	0	0
			Credit Card/Automatic Teller Fraud	1	0
			Impersonation	0	0
			Welfare Fraud	0	0
			Wire Fraud	0	0
			Identity Theft	0	0
			Hacking/Computer Invasion	0	0
			Robbery	1	0
			Pocket-picking	0	0
			Purse-snatching	0	0
			Shoplifting	0	0
			Theft From Building	0	0
			Theft From Coin Operated Machine or Device	0	0
			Theft From Motor Vehicle	0	0
			Theft of Motor Vehicle Parts/Accessories	0	0
			All Other Larceny	11	1
			Motor Vehicle Theft	1	0
			Stolen Property Offenses	1	0
			Crimes Against Society		
			Drug/Narcotic Violations	9	0
			Drug Equipment Violations	2	0
			Betting/Wagering	0	0
			Operating/Promoting/Assisting Gambling	0	0
			Gambling Equipment Violations	0	0
			Sports Tampering	0	0
			Pornography/Obscene Material	0	0
			Prostitution	0	0
			Assisting or Promoting Prostitution	0	0
			Purchasing Prostitution	0	0
			Weapon Law Violations	0	0
			Animal Cruelty	0	0
			Total Group A Offenses	47	1
					0
Group B Arrests					
Offense	Adult	Juvenile			
Bad Checks	3	0			
Curfew/Loitering/Vagrancy Violations	0	0			
Disorderly Conduct	0	0			
Driving Under the Influence	4	0			
Drunkenness	1	0			
Family Offenses (Nonviolent)	0	0			
Liquor Law Violations	1	0			
Peeping Tom	0	0			
Trespass of Real Property	0	0			
All Other Offenses	8	0			
Total Group B	17	0			

(*) Offenses are counted using the FBI Units of Count for Crime

(**) The 'Arrests' column shows arrests made for incidents during the selected period, regardless of arrest date. Arrest counts for the same period may change over time.

Brookneal Police Department - VA0160200 - NIBRS Agency Crime Overview - 2020

2020 Population Estimate		1,098	Offenses (*)	Arrests (**)	
Law Enforcement Employees			Reported	Adult	Juvenile
Sworn Male		1			
Sworn Female		0			
Civilian Male		0			
Civilian Female		0			
Total:		1			
Offense Overview					
Incident Total		30			
Offense Total		33			
Group A Crimes per 100,000 population		2,732.2			
Arrest Overview					
Total Arrests		1			
Adult Arrests		1			
Juvenile Arrests		0			
Unknown Age		0			
Arrests per 100,000 population		91.1			
Group B Arrests					
Offense	Adult	Juvenile			
Bad Checks	0	0			
Curfew/Loitering/Vagrancy Violations	0	0			
Disorderly Conduct	0	0			
Driving Under the Influence	0	0			
Drunkenness	0	0			
Family Offenses (Nonviolent)	0	0			
Liquor Law Violations	0	0			
Peeping Tom	0	0			
Trespass of Real Property	0	0			
All Other Offenses	0	0			
Total Group B	0	0			
Group A Offenses					
Crimes Against Persons					
Murder and Nonnegligent Manslaughter			0	0	0
Negligent Manslaughter			0	0	0
Kidnapping/Abduction			0	0	0
Forcible Rape			0	0	0
Forcible Sodomy			0	0	0
Sexual Assault With An Object			0	0	0
Forcible Fondling			0	0	0
Incest			0	0	0
Statutory Rape			0	0	0
Aggravated Assault			1	1	0
Simple Assault			6	0	0
Intimidation			0	0	0
Human Trafficking, Commercial Sex Acts			0	0	0
Human Trafficking, Involuntary Servitude			0	0	0
Crimes Against Property					
Arson			1	0	0
Bribery			0	0	0
Burglary/Breaking & Entering			7	0	0
Counterfeiting/Forgery			2	0	0
Destruction/Damage/Vandalism of Property			3	0	0
Embezzlement			0	0	0
Extortion/Blackmail			0	0	0
False Pretenses/Swindle/Confidence Game			2	0	0
Credit Card/Automatic Teller Fraud			1	0	0
Impersonation			0	0	0
Welfare Fraud			0	0	0
Wire Fraud			0	0	0
Identity Theft			0	0	0
Hacking/Computer Invasion			0	0	0
Robbery			0	0	0
Pocket-picking			0	0	0
Purse-snatching			0	0	0
Shoplifting			2	0	0
Theft From Building			0	0	0
Theft From Coin Operated Machine or Device			0	0	0
Theft From Motor Vehicle			2	0	0
Theft of Motor Vehicle Parts/Accessories			0	0	0
All Other Larceny			5	0	0
Motor Vehicle Theft			0	0	0
Stolen Property Offenses			0	0	0
Crimes Against Society					
Drug/Narcotic Violations			0	0	0
Drug Equipment Violations			0	0	0
Betting/Wagering			0	0	0
Operating/Promoting/Assisting Gambling			0	0	0
Gambling Equipment Violations			0	0	0
Sports Tampering			0	0	0
Pornography/Obscene Material			0	0	0
Prostitution			0	0	0
Assisting or Promoting Prostitution			0	0	0
Purchasing Prostitution			0	0	0
Weapon Law Violations			1	0	0
Animal Cruelty			0	0	0
Total Group A Offenses			33	1	0

(*) Offenses are counted using the FBI Units of Count for Crime

(**) The 'Arrests' column shows arrests made for incidents during the selected period, regardless of arrest date. Arrest counts for the same period may change over time.

Brunswick CO Sheriff's Office - VA0130000 - NIBRS Agency Crime Overview - 2020

2020 Population Estimate		15,296	Offenses (*)	Arrests (**)	
Law Enforcement Employees			Reported	Adult	Juvenile
Group A Offenses					
Crimes Against Persons					
Sworn Male	32	Murder and Nonnegligent Manslaughter	0	0	0
Sworn Female	2	Negligent Manslaughter	0	0	0
Civilian Male	3	Kidnapping/Abduction	4	2	0
Civilian Female	11	Forcible Rape	0	0	0
Total:	48	Forcible Sodomy	0	0	0
		Sexual Assault With An Object	0	0	0
		Forcible Fondling	0	0	0
		Incest	0	0	0
Incident Total	367	Statutory Rape	1	1	0
Offense Total	394	Aggravated Assault	9	5	0
Group A Crimes per 100,000 population	2,399.3	Simple Assault	46	30	1
		Intimidation	2	0	0
		Human Trafficking, Commercial Sex Acts	0	0	0
		Human Trafficking, Involuntary Servitude	0	0	0
Arrest Overview					
Crimes Against Property					
Total Arrests	311	Arson	0	0	0
Adult Arrests	309	Bribery	0	0	0
Juvenile Arrests	2	Burglary/Breaking & Entering	21	4	0
Unknown Age	0	Counterfeiting/Forgery	2	0	0
Arrests per 100,000 population	2,033.2	Destruction/Damage/Vandalism of Property	35	2	0
		Embezzlement	2	1	0
		Extortion/Blackmail	0	0	0
		False Pretenses/Swindle/Confidence Game	13	0	0
		Credit Card/Automatic Teller Fraud	4	0	0
		Impersonation	4	0	0
		Welfare Fraud	0	0	0
		Wire Fraud	0	0	0
		Identity Theft	0	0	0
		Hacking/Computer Invasion	0	0	0
		Robbery	0	0	0
		Pocket-picking	6	0	0
		Purse-snatching	0	0	0
		Shoplifting	4	1	0
		Theft From Building	3	0	0
		Theft From Coin Operated Machine or Device	0	0	0
		Theft From Motor Vehicle	0	0	0
		Theft of Motor Vehicle Parts/Accessories	4	0	0
		All Other Larceny	57	6	0
		Motor Vehicle Theft	10	0	0
		Stolen Property Offenses	3	0	1
Group B Arrests					
Offense	Adult	Juvenile			
Bad Checks	1	0			
Curfew/Loitering/Vagrancy Violations	0	0			
Disorderly Conduct	1	0			
Driving Under the Influence	30	0			
Drunkenness	18	0			
Family Offenses (Nonviolent)	2	0			
Liquor Law Violations	3	0			
Peeping Tom	0	0			
Trespass of Real Property	8	0			
All Other Offenses	140	0			
Total Group B	203	0			
Crimes Against Society					
		Drug/Narcotic Violations	145	47	0
		Drug Equipment Violations	0	0	0
		Betting/Wagering	0	0	0
		Operating/Promoting/Assisting Gambling	0	0	0
		Gambling Equipment Violations	0	0	0
		Sports Tampering	0	0	0
		Pornography/Obscene Material	0	0	0
		Prostitution	0	0	0
		Assisting or Promoting Prostitution	0	0	0
		Purchasing Prostitution	0	0	0
		Weapon Law Violations	19	7	0
		Animal Cruelty	0	0	0
		Total Group A Offenses	394	106	2

(*) Offenses are counted using the FBI Units of Count for Crime

(**) The 'Arrests' column shows arrests made for incidents during the selected period, regardless of arrest date. Arrest counts for the same period may change over time.

Buchanan County Sheriff's Office - VA0140000 - NIBRS Agency Crime Overview - 2020

2020 Population Estimate		20,481	Offenses (*)	Arrests (**)	
			Reported	Adult	Juvenile
Law Enforcement Employees			Crimes Against Persons		
Sworn Male	32	Murder and Nonnegligent Manslaughter	1	0	0
Sworn Female	3	Negligent Manslaughter	0	0	0
Civilian Male	0	Kidnapping/Abduction	11	7	0
Civilian Female	13	Forcible Rape	4	0	0
Total:	48	Forcible Sodomy	9	1	0
Offense Overview			Sexual Assault With An Object	0	0
Incident Total	712	Forcible Fondling	9	0	0
Offense Total	855	Incest	0	0	0
Group A Crimes per 100,000 population	3,476.4	Statutory Rape	1	0	0
Arrest Overview			Aggravated Assault	23	18
Total Arrests	571	Simple Assault	128	57	1
Adult Arrests	562	Intimidation	41	11	1
Juvenile Arrests	9	Human Trafficking, Commercial Sex Acts	0	0	0
Unknown Age	0	Human Trafficking, Involuntary Servitude	0	0	0
Arrests per 100,000 population	2,787.9	Crimes Against Property			
		Arson	4	0	0
		Bribery	0	0	0
		Burglary/Breaking & Entering	34	8	0
		Counterfeiting/Forgery	12	1	0
		Destruction/Damage/Vandalism of Property	83	11	1
		Embezzlement	0	0	0
		Extortion/Blackmail	1	0	0
		False Pretenses/Swindle/Confidence Game	34	7	0
		Credit Card/Automatic Teller Fraud	4	1	0
		Impersonation	6	3	0
		Welfare Fraud	0	0	0
		Wire Fraud	0	0	0
		Identity Theft	11	0	0
		Hacking/Computer Invasion	1	0	0
		Robbery	1	0	0
		Pocket-picking	0	0	0
		Purse-snatching	0	0	0
		Shoplifting	17	11	0
		Theft From Building	7	0	0
		Theft From Coin Operated Machine or Device	0	0	0
		Theft From Motor Vehicle	7	0	0
		Theft of Motor Vehicle Parts/Accessories	7	2	0
		All Other Larceny	158	16	0
		Motor Vehicle Theft	37	5	0
		Stolen Property Offenses	3	4	0
		Crimes Against Society			
		Drug/Narcotic Violations	123	79	0
		Drug Equipment Violations	41	9	0
		Betting/Wagering	0	0	0
		Operating/Promoting/Assisting Gambling	0	0	0
		Gambling Equipment Violations	0	0	0
		Sports Tampering	0	0	0
		Pornography/Obscene Material	14	1	0
		Prostitution	0	0	0
		Assisting or Promoting Prostitution	0	0	0
		Purchasing Prostitution	0	0	0
		Weapon Law Violations	22	5	0
		Animal Cruelty	1	0	0
		Total Group A Offenses	855	257	4
		Group B Arrests			
		Offense	Adult	Juvenile	
		Bad Checks	2	0	
		Curfew/Loitering/Vagrancy Violations	0	0	
		Disorderly Conduct	0	1	
		Driving Under the Influence	31	0	
		Drunkenness	64	0	
		Family Offenses (Nonviolent)	1	0	
		Liquor Law Violations	0	0	
		Peeping Tom	0	0	
		Trespass of Real Property	9	0	
		All Other Offenses	198	4	
		Total Group B	305	5	

(*) Offenses are counted using the FBI Units of Count for Crime

(**) The 'Arrests' column shows arrests made for incidents during the selected period, regardless of arrest date. Arrest counts for the same period may change over time.

Buckingham County Sheriff's Office - VA0150000 - NIBRS Agency Crime Overview - 2020

2020 Population Estimate		17,162	Offenses (*)	Arrests (**)	
Law Enforcement Employees			Reported	Adult	Juvenile
Group A Offenses					
Crimes Against Persons					
Sworn Male	18	Murder and Nonnegligent Manslaughter	1	3	0
Sworn Female	0	Negligent Manslaughter	0	0	0
Civilian Male	1	Kidnapping/Abduction	2	1	0
Civilian Female	6	Forcible Rape	2	0	0
Total:	25	Forcible Sodomy	1	0	0
		Sexual Assault With An Object	0	0	0
		Forcible Fondling	6	0	0
		Incest	0	0	0
Incident Total	333	Statutory Rape	0	0	0
Offense Total	396	Aggravated Assault	15	10	0
Group A Crimes per 100,000 population	1,940.3	Simple Assault	32	9	0
		Intimidation	13	1	0
		Human Trafficking, Commercial Sex Acts	0	0	0
		Human Trafficking, Involuntary Servitude	0	0	0
Arrest Overview					
Crimes Against Property					
Total Arrests	155	Arson	2	0	0
Adult Arrests	154	Bribery	0	0	0
Juvenile Arrests	1	Burglary/Breaking & Entering	31	4	0
Unknown Age	0	Counterfeiting/Forgery	1	0	0
Arrests per 100,000 population	903.2	Destruction/Damage/Vandalism of Property	92	7	0
		Embezzlement	1	0	0
		Extortion/Blackmail	1	0	0
		False Pretenses/Swindle/Confidence Game	8	0	0
		Credit Card/Automatic Teller Fraud	8	0	0
		Impersonation	0	0	0
		Welfare Fraud	0	0	0
		Wire Fraud	0	0	0
		Identity Theft	1	0	0
		Hacking/Computer Invasion	1	0	0
		Robbery	2	0	0
		Pocket-picking	0	1	0
		Purse-snatching	0	0	0
		Shoplifting	4	2	0
		Theft From Building	23	0	0
		Theft From Coin Operated Machine or Device	1	0	0
		Theft From Motor Vehicle	17	0	0
		Theft of Motor Vehicle Parts/Accessories	11	0	0
		All Other Larceny	52	6	0
		Motor Vehicle Theft	21	0	0
		Stolen Property Offenses	0	4	0
Group B Arrests					
Offense	Adult	Juvenile			
Bad Checks	2	0			
Curfew/Loitering/Vagrancy Violations	0	0			
Disorderly Conduct	2	0			
Driving Under the Influence	16	0			
Drunkenness	3	0			
Family Offenses (Nonviolent)	0	0			
Liquor Law Violations	0	0			
Peeping Tom	0	0			
Trespass of Real Property	10	0			
All Other Offenses	55	1			
Total Group B	88	1			
Crimes Against Society					
		Drug/Narcotic Violations	27	17	0
		Drug Equipment Violations	2	0	0
		Betting/Wagering	0	0	0
		Operating/Promoting/Assisting Gambling	0	0	0
		Gambling Equipment Violations	0	0	0
		Sports Tampering	0	0	0
		Pornography/Obscene Material	2	0	0
		Prostitution	0	0	0
		Assisting or Promoting Prostitution	0	0	0
		Purchasing Prostitution	0	0	0
		Weapon Law Violations	16	1	0
		Animal Cruelty	0	0	0
		Total Group A Offenses	396	66	0

(*) Offenses are counted using the FBI Units of Count for Crime

(**) The 'Arrests' column shows arrests made for incidents during the selected period, regardless of arrest date. Arrest counts for the same period may change over time.

Buena Vista Police Department - VA1010000 - NIBRS Agency Crime Overview - 2020

2020 Population Estimate		6,479	Offenses (*)	Arrests (**)	
Law Enforcement Employees			Reported	Adult	Juvenile
Group A Offenses					
Crimes Against Persons					
Sworn Male	16	Murder and Nonnegligent Manslaughter	0	0	0
Sworn Female	0	Negligent Manslaughter	0	0	0
Civilian Male	0	Kidnapping/Abduction	0	0	0
Civilian Female	1	Forcible Rape	0	0	0
Total:	17	Forcible Sodomy	0	0	0
		Sexual Assault With An Object	0	0	0
		Forcible Fondling	12	0	0
		Incest	0	0	0
Incident Total	71	Statutory Rape	0	0	0
Offense Total	80	Aggravated Assault	3	1	0
Group A Crimes per 100,000 population	1,095.8	Simple Assault	15	9	0
		Intimidation	1	1	0
		Human Trafficking, Commercial Sex Acts	0	0	0
		Human Trafficking, Involuntary Servitude	0	0	0
Arrest Overview					
Crimes Against Property					
Total Arrests	84	Arson	0	0	0
Adult Arrests	84	Bribery	0	0	0
Juvenile Arrests	0	Burglary/Breaking & Entering	3	1	0
Unknown Age	0	Counterfeiting/Forgery	0	0	0
Arrests per 100,000 population	1,296.5	Destruction/Damage/Vandalism of Property	6	1	0
		Embezzlement	0	0	0
		Extortion/Blackmail	0	0	0
		False Pretenses/Swindle/Confidence Game	1	0	0
		Credit Card/Automatic Teller Fraud	2	0	0
		Impersonation	0	0	0
		Welfare Fraud	0	0	0
		Wire Fraud	0	0	0
		Identity Theft	0	0	0
		Hacking/Computer Invasion	0	0	0
		Robbery	0	0	0
		Pocket-picking	0	0	0
		Purse-snatching	0	0	0
		Shoplifting	0	0	0
		Theft From Building	7	1	0
		Theft From Coin Operated Machine or Device	0	0	0
		Theft From Motor Vehicle	0	0	0
		Theft of Motor Vehicle Parts/Accessories	1	0	0
		All Other Larceny	5	2	0
		Motor Vehicle Theft	0	0	0
		Stolen Property Offenses	0	0	0
Group B Arrests					
Offense	Adult	Juvenile			
Bad Checks	0	0			
Curfew/Loitering/Vagrancy Violations	0	0			
Disorderly Conduct	1	0			
Driving Under the Influence	5	0			
Drunkenness	9	0			
Family Offenses (Nonviolent)	3	0			
Liquor Law Violations	0	0			
Peeping Tom	0	0			
Trespass of Real Property	1	0			
All Other Offenses	25	0			
Total Group B	44	0			
Crimes Against Society					
		Drug/Narcotic Violations	20	21	0
		Drug Equipment Violations	1	1	0
		Betting/Wagering	0	0	0
		Operating/Promoting/Assisting Gambling	0	0	0
		Gambling Equipment Violations	0	0	0
		Sports Tampering	0	0	0
		Pornography/Obscene Material	0	0	0
		Prostitution	0	0	0
		Assisting or Promoting Prostitution	0	0	0
		Purchasing Prostitution	0	0	0
		Weapon Law Violations	3	2	0
		Animal Cruelty	0	0	0
		Total Group A Offenses	80	40	0

(*) Offenses are counted using the FBI Units of Count for Crime

(**) The 'Arrests' column shows arrests made for incidents during the selected period, regardless of arrest date. Arrest counts for the same period may change over time.

Burkeville Police Department - VA0670300 - NIBRS Agency Crime Overview - 2020

2020 Population Estimate		399	Offenses (*)	Arrests (**)	
Law Enforcement Employees			Reported	Adult	Juvenile
Sworn Male		1	Murder and Nonnegligent Manslaughter	0	0
Sworn Female		0	Negligent Manslaughter	0	0
Civilian Male		0	Kidnapping/Abduction	0	0
Civilian Female		0	Forcible Rape	0	0
Total:		1	Forcible Sodomy	0	0
			Sexual Assault With An Object	0	0
			Forcible Fondling	0	0
			Incest	0	0
Incident Total		1	Statutory Rape	0	0
Offense Total		1	Aggravated Assault	0	0
Group A Crimes per 100,000 population		250.6	Simple Assault	0	0
			Intimidation	0	0
			Human Trafficking, Commercial Sex Acts	0	0
			Human Trafficking, Involuntary Servitude	0	0
Arrest Overview			Crimes Against Property		
Total Arrests		0	Arson	0	0
Adult Arrests		0	Bribery	0	0
Juvenile Arrests		0	Burglary/Breaking & Entering	0	0
Unknown Age		0	Counterfeiting/Forgery	0	0
Arrests per 100,000 population		0.0	Destruction/Damage/Vandalism of Property	0	0
			Embezzlement	0	0
			Extortion/Blackmail	0	0
			False Pretenses/Swindle/Confidence Game	0	0
			Credit Card/Automatic Teller Fraud	0	0
			Impersonation	0	0
			Welfare Fraud	0	0
			Wire Fraud	0	0
			Identity Theft	0	0
			Hacking/Computer Invasion	0	0
			Robbery	0	0
			Pocket-picking	0	0
			Purse-snatching	0	0
			Shoplifting	0	0
			Theft From Building	0	0
			Theft From Coin Operated Machine or Device	0	0
			Theft From Motor Vehicle	1	0
			Theft of Motor Vehicle Parts/Accessories	0	0
			All Other Larceny	0	0
			Motor Vehicle Theft	0	0
			Stolen Property Offenses	0	0
			Crimes Against Society		
			Drug/Narcotic Violations	0	0
			Drug Equipment Violations	0	0
			Betting/Wagering	0	0
			Operating/Promoting/Assisting Gambling	0	0
			Gambling Equipment Violations	0	0
			Sports Tampering	0	0
			Pornography/Obscene Material	0	0
			Prostitution	0	0
			Assisting or Promoting Prostitution	0	0
			Purchasing Prostitution	0	0
			Weapon Law Violations	0	0
			Animal Cruelty	0	0
			Total Group A Offenses	1	0
Group B Arrests					
Offense	Adult	Juvenile			
Bad Checks	0	0			
Curfew/Loitering/Vagrancy Violations	0	0			
Disorderly Conduct	0	0			
Driving Under the Influence	0	0			
Drunkenness	0	0			
Family Offenses (Nonviolent)	0	0			
Liquor Law Violations	0	0			
Peeping Tom	0	0			
Trespass of Real Property	0	0			
All Other Offenses	0	0			
Total Group B	0	0			

(*) Offenses are counted using the FBI Units of Count for Crime

(**) The 'Arrests' column shows arrests made for incidents during the selected period, regardless of arrest date. Arrest counts for the same period may change over time.

Campbell County Sheriff's Office - VA0160000 - NIBRS Agency Crime Overview - 2020

2020 Population Estimate		51,144		Offenses (*)	Arrests (**)	
			Group A Offenses	Reported	Adult	Juvenile
Law Enforcement Employees			Crimes Against Persons			
Sworn Male	56		Murder and Nonnegligent Manslaughter	3	1	0
Sworn Female	8		Negligent Manslaughter	0	0	0
Civilian Male	0		Kidnapping/Abduction	9	8	0
Civilian Female	5		Forcible Rape	12	2	0
Total:	69		Forcible Sodomy	4	0	0
			Sexual Assault With An Object	4	0	2
			Forcible Fondling	21	4	0
Offense Overview			Incest	0	0	0
Incident Total	1,478		Statutory Rape	2	0	0
Offense Total	1,661		Aggravated Assault	77	36	0
Group A Crimes per 100,000 population	2,889.9		Simple Assault	328	190	6
			Intimidation	26	11	2
			Human Trafficking, Commercial Sex Acts	0	0	0
			Human Trafficking, Involuntary Servitude	0	0	0
Arrest Overview			Crimes Against Property			
Total Arrests	1,022		Arson	2	2	0
Adult Arrests	1,002		Bribery	0	0	0
Juvenile Arrests	20		Burglary/Breaking & Entering	68	17	3
Unknown Age	0		Counterfeiting/Forgery	16	3	0
Arrests per 100,000 population	1,998.3		Destruction/Damage/Vandalism of Property	221	29	0
			Embezzlement	10	1	0
			Extortion/Blackmail	1	0	0
			False Pretenses/Swindle/Confidence Game	47	2	0
			Credit Card/Automatic Teller Fraud	21	2	0
			Impersonation	29	6	0
			Welfare Fraud	0	0	0
Group B Arrests			Wire Fraud	0	0	0
Offense	Adult	Juvenile	Identity Theft	0	0	0
Bad Checks	1	0	Hacking/Computer Invasion	0	0	0
Curfew/Loitering/Vagrancy Violations	0	0	Robbery	5	5	0
Disorderly Conduct	8	0	Pocket-picking	0	0	0
Driving Under the Influence	63	0	Purse-snatching	0	0	0
Drunkenness	48	0	Shoplifting	32	10	0
Family Offenses (Nonviolent)	0	0	Theft From Building	64	5	0
Liquor Law Violations	2	0	Theft From Coin Operated Machine or Device	0	0	0
Peeping Tom	0	0	Theft From Motor Vehicle	78	5	0
Trespass of Real Property	25	0	Theft of Motor Vehicle Parts/Accessories	75	3	0
All Other Offenses	406	4	All Other Larceny	286	38	1
Total Group B	553	4	Motor Vehicle Theft	61	16	1
			Stolen Property Offenses	15	3	0
			Crimes Against Society			
			Drug/Narcotic Violations	83	38	0
			Drug Equipment Violations	1	0	0
			Betting/Wagering	0	0	0
			Operating/Promoting/Assisting Gambling	0	0	0
			Gambling Equipment Violations	0	0	0
			Sports Tampering	0	0	0
			Pornography/Obscene Material	19	1	0
			Prostitution	0	0	0
			Assisting or Promoting Prostitution	0	0	0
			Purchasing Prostitution	0	0	0
			Weapon Law Violations	41	11	1
			Animal Cruelty	0	0	0
			Total Group A Offenses	1,661	449	16

(*) Offenses are counted using the FBI Units of Count for Crime

(**) The 'Arrests' column shows arrests made for incidents during the selected period, regardless of arrest date. Arrest counts for the same period may change over time.

Cape Charles Police Department - VA0650100 - NIBRS Agency Crime Overview - 2020

2020 Population Estimate		1,019	Offenses (*)	Arrests (**)	
Law Enforcement Employees			Reported	Adult	Juvenile
Sworn Male		9			
Sworn Female		1			
Civilian Male		0			
Civilian Female		0			
Total:		10			
Offense Overview					
Incident Total		26			
Offense Total		29			
Group A Crimes per 100,000 population		2,551.5			
Arrest Overview					
Total Arrests		13			
Adult Arrests		12			
Juvenile Arrests		1			
Unknown Age		0			
Arrests per 100,000 population		1,275.8			
Group B Arrests					
Offense	Adult	Juvenile			
Bad Checks	0	0			
Curfew/Loitering/Vagrancy Violations	0	0			
Disorderly Conduct	1	0			
Driving Under the Influence	4	0			
Drunkenness	0	0			
Family Offenses (Nonviolent)	0	0			
Liquor Law Violations	0	0			
Peeping Tom	0	0			
Trespass of Real Property	0	0			
All Other Offenses	1	0			
Total Group B	6	0			
Group A Offenses					
Crimes Against Persons					
Murder and Nonnegligent Manslaughter			0	0	0
Negligent Manslaughter			0	0	0
Kidnapping/Abduction			0	0	0
Forcible Rape			0	0	0
Forcible Sodomy			0	0	0
Sexual Assault With An Object			0	0	0
Forcible Fondling			0	0	0
Incest			0	0	0
Statutory Rape			0	0	0
Aggravated Assault			1	1	0
Simple Assault			5	4	0
Intimidation			0	0	0
Human Trafficking, Commercial Sex Acts			0	0	0
Human Trafficking, Involuntary Servitude			0	0	0
Crimes Against Property					
Arson			0	0	0
Bribery			0	0	0
Burglary/Breaking & Entering			0	0	0
Counterfeiting/Forgery			0	0	0
Destruction/Damage/Vandalism of Property			8	0	0
Embezzlement			0	0	0
Extortion/Blackmail			0	0	0
False Pretenses/Swindle/Confidence Game			0	0	0
Credit Card/Automatic Teller Fraud			1	0	0
Impersonation			0	0	0
Welfare Fraud			0	0	0
Wire Fraud			0	0	0
Identity Theft			2	0	0
Hacking/Computer Invasion			0	0	0
Robbery			0	0	0
Pocket-picking			0	0	0
Purse-snatching			0	0	0
Shoplifting			0	0	0
Theft From Building			1	0	0
Theft From Coin Operated Machine or Device			0	0	0
Theft From Motor Vehicle			1	0	0
Theft of Motor Vehicle Parts/Accessories			0	0	0
All Other Larceny			5	0	0
Motor Vehicle Theft			3	0	0
Stolen Property Offenses			0	0	0
Crimes Against Society					
Drug/Narcotic Violations			2	1	1
Drug Equipment Violations			0	0	0
Betting/Wagering			0	0	0
Operating/Promoting/Assisting Gambling			0	0	0
Gambling Equipment Violations			0	0	0
Sports Tampering			0	0	0
Pornography/Obscene Material			0	0	0
Prostitution			0	0	0
Assisting or Promoting Prostitution			0	0	0
Purchasing Prostitution			0	0	0
Weapon Law Violations			0	0	0
Animal Cruelty			0	0	0
Total Group A Offenses			29	6	1

(*) Offenses are counted using the FBI Units of Count for Crime

(**) The 'Arrests' column shows arrests made for incidents during the selected period, regardless of arrest date. Arrest counts for the same period may change over time.

Caroline County Sheriff Office - VA0170000 - NIBRS Agency Crime Overview - 2020

2020 Population Estimate		29,167	Offenses (*)		Arrests (**)	
			Reported	Adult	Juvenile	
Law Enforcement Employees			Crimes Against Persons			
Sworn Male	38	Murder and Nonnegligent Manslaughter	1	0	0	0
Sworn Female	9	Negligent Manslaughter	0	0	0	0
Civilian Male	3	Kidnapping/Abduction	11	1	1	1
Civilian Female	19	Forcible Rape	10	2	0	0
Total:	69	Forcible Sodomy	3	0	0	0
		Sexual Assault With An Object	1	1	0	0
		Forcible Fondling	11	2	0	0
Offense Overview		Incest	0	0	0	0
Incident Total	811	Statutory Rape	0	0	0	0
Offense Total	973	Aggravated Assault	35	7	2	2
Group A Crimes per 100,000 population	2,780.5	Simple Assault	188	105	2	2
		Intimidation	27	22	0	0
		Human Trafficking, Commercial Sex Acts	0	0	0	0
		Human Trafficking, Involuntary Servitude	0	0	0	0
Arrest Overview		Crimes Against Property				
Total Arrests	784	Arson	0	0	0	0
Adult Arrests	765	Bribery	0	0	0	0
Juvenile Arrests	16	Burglary/Breaking & Entering	27	4	0	0
Unknown Age	3	Counterfeiting/Forgery	14	1	0	0
Arrests per 100,000 population	2,688.0	Destruction/Damage/Vandalism of Property	121	26	1	1
		Embezzlement	5	4	0	0
		Extortion/Blackmail	0	0	0	0
		False Pretenses/Swindle/Confidence Game	37	8	1	1
		Credit Card/Automatic Teller Fraud	32	3	0	0
		Impersonation	13	3	0	0
Group B Arrests		Welfare Fraud	2	2	0	0
Offense	Adult	Juvenile	Wire Fraud	3	0	0
Bad Checks	0	0	Identity Theft	2	1	0
Curfew/Loitering/Vagrancy Violations	0	0	Hacking/Computer Invasion	0	0	0
Disorderly Conduct	4	0	Robbery	1	1	3
Driving Under the Influence	32	0	Pocket-picking	4	1	0
Drunkenness	37	0	Purse-snatching	0	0	0
Family Offenses (Nonviolent)	0	0	Shoplifting	17	6	0
Liquor Law Violations	4	0	Theft From Building	24	0	0
Peeping Tom	0	0	Theft From Coin Operated Machine or Device	0	0	0
Trespass of Real Property	19	0	Theft From Motor Vehicle	16	0	0
All Other Offenses	307	2	Theft of Motor Vehicle Parts/Accessories	14	0	0
Total Group B	403	2	All Other Larceny	119	28	0
			Motor Vehicle Theft	6	1	0
			Stolen Property Offenses	5	1	0
		Crimes Against Society				
			Drug/Narcotic Violations	142	82	0
			Drug Equipment Violations	0	0	0
			Betting/Wagering	0	0	0
			Operating/Promoting/Assisting Gambling	0	0	0
			Gambling Equipment Violations	0	0	0
			Sports Tampering	0	0	0
			Pornography/Obscene Material	14	2	0
			Prostitution	0	0	0
			Assisting or Promoting Prostitution	0	0	0
			Purchasing Prostitution	0	0	0
			Weapon Law Violations	42	24	4
			Animal Cruelty	26	24	0
		Total Group A Offenses				
			973	362	14	14

(*) Offenses are counted using the FBI Units of Count for Crime

(**) The 'Arrests' column shows arrests made for incidents during the selected period, regardless of arrest date. Arrest counts for the same period may change over time.

Carroll County Sheriffs Office - VA0180000 - NIBRS Agency Crime Overview - 2020

2020 Population Estimate			26,706	Offenses (*)	Arrests (**)	
				Reported	Adult	Juvenile
Law Enforcement Employees			Crimes Against Persons			
Sworn Male	36		Murder and Nonnegligent Manslaughter	0	0	0
Sworn Female	2		Negligent Manslaughter	0	0	0
Civilian Male	3		Kidnapping/Abduction	13	8	0
Civilian Female	2		Forcible Rape	4	0	0
Total:	43		Forcible Sodomy	6	1	0
			Sexual Assault With An Object	1	0	0
			Forcible Fondling	8	0	0
			Incest	0	0	0
Incident Total	701		Statutory Rape	0	0	0
Offense Total	827		Aggravated Assault	23	11	0
Group A Crimes per 100,000 population	2,624.9		Simple Assault	87	67	0
			Intimidation	6	3	0
			Human Trafficking, Commercial Sex Acts	0	0	0
			Human Trafficking, Involuntary Servitude	0	0	0
Arrest Overview			Crimes Against Property			
Total Arrests	566		Arson	0	0	0
Adult Arrests	557		Bribery	0	0	0
Juvenile Arrests	4		Burglary/Breaking & Entering	49	8	0
Unknown Age	5		Counterfeiting/Forgery	14	3	0
Arrests per 100,000 population	2,119.4		Destruction/Damage/Vandalism of Property	52	4	0
			Embezzlement	3	0	0
			Extortion/Blackmail	0	0	0
			False Pretenses/Swindle/Confidence Game	19	4	0
			Credit Card/Automatic Teller Fraud	5	0	0
			Impersonation	1	0	0
			Welfare Fraud	0	0	0
Group B Arrests			Wire Fraud	2	0	0
Offense	Adult	Juvenile	Identity Theft	8	1	0
Bad Checks	4	0	Hacking/Computer Invasion	0	0	0
Curfew/Loitering/Vagrancy Violations	0	0	Robbery	2	0	0
Disorderly Conduct	0	0	Pocket-picking	0	0	0
Driving Under the Influence	25	0	Purse-snatching	0	0	0
Drunkenness	12	0	Shoplifting	8	4	0
Family Offenses (Nonviolent)	9	0	Theft From Building	18	1	0
Liquor Law Violations	2	0	Theft From Coin Operated Machine or Device	1	0	0
Loitering/Trespassing	0	0	Theft From Motor Vehicle	16	0	0
Obstruction of Justice	0	0	Theft of Motor Vehicle Parts/Accessories	5	0	0
Reckless Driving	5	1	All Other Larceny	118	14	0
Resisting Arrest	161	0	Motor Vehicle Theft	26	0	0
Total Group B	218	1	Stolen Property Offenses	4	3	0
			Crimes Against Society			
			Drug/Narcotic Violations	254	183	3
			Drug Equipment Violations	19	6	0
			Betting/Wagering	0	0	0
			Operating/Promoting/Assisting Gambling	0	0	0
			Gambling Equipment Violations	0	0	0
			Sports Tampering	0	0	0
			Pornography/Obscene Material	2	1	0
			Prostitution	0	0	0
			Assisting or Promoting Prostitution	0	0	0
			Purchasing Prostitution	0	0	0
			Weapon Law Violations	53	17	0
			Animal Cruelty	0	0	0
			Total Group A Offenses	827	339	3

(*) Offenses are counted using the FBI Units of Count for Crime

(**) The 'Arrests' column shows arrests made for incidents during the selected period, regardless of arrest date. Arrest counts for the same period may change over time.

Cedar Bluff Police Department - VA0920500 - NIBRS Agency Crime Overview - 2020

2020 Population Estimate		1,002	Offenses (*)	Arrests (**)	
Law Enforcement Employees			Reported	Adult	Juvenile
Group A Offenses					
Crimes Against Persons					
Sworn Male	4	Murder and Nonnegligent Manslaughter	0	0	0
Sworn Female	0	Negligent Manslaughter	0	0	0
Civilian Male	0	Kidnapping/Abduction	0	0	0
Civilian Female	0	Forcible Rape	0	0	0
Total:	4	Forcible Sodomy	0	0	0
		Sexual Assault With An Object	0	0	0
		Forcible Fondling	0	0	0
		Incest	0	0	0
Incident Total	17	Statutory Rape	0	0	0
Offense Total	17	Aggravated Assault	0	0	0
Group A Crimes per 100,000 population	1,696.6	Simple Assault	3	3	0
		Intimidation	0	0	0
		Human Trafficking, Commercial Sex Acts	0	0	0
		Human Trafficking, Involuntary Servitude	0	0	0
Arrest Overview					
Crimes Against Property					
Total Arrests	8	Arson	0	0	0
Adult Arrests	8	Bribery	0	0	0
Juvenile Arrests	0	Burglary/Breaking & Entering	0	0	0
Unknown Age	0	Counterfeiting/Forgery	0	0	0
Arrests per 100,000 population	798.4	Destruction/Damage/Vandalism of Property	0	0	0
		Embezzlement	0	0	0
		Extortion/Blackmail	0	0	0
		False Pretenses/Swindle/Confidence Game	0	0	0
		Credit Card/Automatic Teller Fraud	0	0	0
		Impersonation	0	0	0
		Welfare Fraud	0	0	0
		Wire Fraud	0	0	0
		Identity Theft	0	0	0
		Hacking/Computer Invasion	0	0	0
		Robbery	0	0	0
		Pocket-picking	0	0	0
		Purse-snatching	0	0	0
		Shoplifting	1	1	0
		Theft From Building	0	0	0
		Theft From Coin Operated Machine or Device	0	0	0
		Theft From Motor Vehicle	0	0	0
		Theft of Motor Vehicle Parts/Accessories	0	0	0
		All Other Larceny	5	0	0
		Motor Vehicle Theft	2	0	0
		Stolen Property Offenses	1	0	0
Group B Arrests					
Offense	Adult	Juvenile			
Bad Checks	0	0			
Curfew/Loitering/Vagrancy Violations	0	0			
Disorderly Conduct	0	0			
Driving Under the Influence	0	0			
Drunkenness	0	0			
Family Offenses (Nonviolent)	0	0			
Liquor Law Violations	0	0			
Peeping Tom	0	0			
Trespass of Real Property	0	0			
All Other Offenses	2	0			
Total Group B	2	0			
Crimes Against Society					
		Drug/Narcotic Violations	4	2	0
		Drug Equipment Violations	0	0	0
		Betting/Wagering	0	0	0
		Operating/Promoting/Assisting Gambling	0	0	0
		Gambling Equipment Violations	0	0	0
		Sports Tampering	0	0	0
		Pornography/Obscene Material	1	0	0
		Prostitution	0	0	0
		Assisting or Promoting Prostitution	0	0	0
		Purchasing Prostitution	0	0	0
		Weapon Law Violations	0	0	0
		Animal Cruelty	0	0	0
		Total Group A Offenses	17	6	0

(*) Offenses are counted using the FBI Units of Count for Crime

(**) The 'Arrests' column shows arrests made for incidents during the selected period, regardless of arrest date. Arrest counts for the same period may change over time.

Charles City County Sheriff's Office - VA0190000 - NIBRS Agency Crime Overview - 2020

2020 Population Estimate		7,036	Offenses (*)	Arrests (**)	
Law Enforcement Employees			Reported	Adult	Juvenile
Group A Offenses					
Crimes Against Persons					
Sworn Male	11	Murder and Nonnegligent Manslaughter	1	1	0
Sworn Female	2	Negligent Manslaughter	0	0	0
Civilian Male	1	Kidnapping/Abduction	3	1	0
Civilian Female	5	Forcible Rape	2	0	0
Total:	19	Forcible Sodomy	1	0	0
		Sexual Assault With An Object	0	0	0
		Forcible Fondling	2	0	0
		Incest	0	0	0
Incident Total	102	Statutory Rape	0	0	0
Offense Total	124	Aggravated Assault	8	2	0
Group A Crimes per 100,000 population	1,449.7	Simple Assault	25	9	0
		Intimidation	3	1	0
		Human Trafficking, Commercial Sex Acts	0	0	0
		Human Trafficking, Involuntary Servitude	0	0	0
Arrest Overview					
Crimes Against Property					
Total Arrests	47	Arson	1	0	0
Adult Arrests	47	Bribery	0	0	0
Juvenile Arrests	0	Burglary/Breaking & Entering	14	2	0
Unknown Age	0	Counterfeiting/Forgery	1	0	0
Arrests per 100,000 population	668.0	Destruction/Damage/Vandalism of Property	11	0	0
		Embezzlement	0	0	0
		Extortion/Blackmail	1	0	0
		False Pretenses/Swindle/Confidence Game	10	0	0
		Credit Card/Automatic Teller Fraud	1	0	0
		Impersonation	0	0	0
		Welfare Fraud	0	0	0
		Wire Fraud	1	0	0
		Identity Theft	2	0	0
		Hacking/Computer Invasion	0	0	0
		Robbery	0	0	0
		Pocket-picking	0	0	0
		Purse-snatching	0	0	0
		Shoplifting	0	0	0
		Theft From Building	0	0	0
		Theft From Coin Operated Machine or Device	0	0	0
		Theft From Motor Vehicle	0	0	0
		Theft of Motor Vehicle Parts/Accessories	0	0	0
		All Other Larceny	22	0	0
		Motor Vehicle Theft	2	0	0
		Stolen Property Offenses	3	0	0
Group B Arrests					
Offense	Adult	Juvenile			
Bad Checks	0	0			
Curfew/Loitering/Vagrancy Violations	0	0			
Disorderly Conduct	3	0			
Driving Under the Influence	10	0			
Drunkenness	2	0			
Family Offenses (Nonviolent)	0	0			
Liquor Law Violations	0	0			
Peeping Tom	0	0			
Trespass of Real Property	2	0			
All Other Offenses	9	0			
Total Group B	26	0			
Crimes Against Society					
		Drug/Narcotic Violations	4	3	0
		Drug Equipment Violations	2	1	0
		Betting/Wagering	0	0	0
		Operating/Promoting/Assisting Gambling	0	0	0
		Gambling Equipment Violations	0	0	0
		Sports Tampering	0	0	0
		Pornography/Obscene Material	2	0	0
		Prostitution	0	0	0
		Assisting or Promoting Prostitution	0	0	0
		Purchasing Prostitution	0	0	0
		Weapon Law Violations	2	1	0
		Animal Cruelty	0	0	0
		Total Group A Offenses	124	21	0

(*) Offenses are counted using the FBI Units of Count for Crime

(**) The 'Arrests' column shows arrests made for incidents during the selected period, regardless of arrest date. Arrest counts for the same period may change over time.

Charlotte Co. Sheriff's Office - VA0200000 - NIBRS Agency Crime Overview - 2020

2020 Population Estimate		11,936	Offenses (*)	Arrests (**)	
Law Enforcement Employees			Reported	Adult	Juvenile
Group A Offenses					
Crimes Against Persons					
Sworn Male	17	Murder and Nonnegligent Manslaughter	0	0	0
Sworn Female	0	Negligent Manslaughter	0	0	0
Civilian Male	11	Kidnapping/Abduction	0	1	0
Civilian Female	10	Forcible Rape	4	1	0
Total:	38	Forcible Sodomy	0	0	0
		Sexual Assault With An Object	0	0	0
		Forcible Fondling	0	0	0
		Incest	0	0	0
Incident Total	384	Statutory Rape	0	0	0
Offense Total	421	Aggravated Assault	6	5	0
Group A Crimes per 100,000 population	3,217.2	Simple Assault	98	36	0
		Intimidation	18	0	0
		Human Trafficking, Commercial Sex Acts	0	0	0
		Human Trafficking, Involuntary Servitude	0	0	0
Arrest Overview					
Crimes Against Property					
Total Arrests	186	Arson	0	0	0
Adult Arrests	186	Bribery	0	0	0
Juvenile Arrests	0	Burglary/Breaking & Entering	33	1	0
Unknown Age	0	Counterfeiting/Forgery	16	0	0
Arrests per 100,000 population	1,558.3	Destruction/Damage/Vandalism of Property	37	6	0
		Embezzlement	0	0	0
		Extortion/Blackmail	0	0	0
		False Pretenses/Swindle/Confidence Game	12	0	0
		Credit Card/Automatic Teller Fraud	3	1	0
		Impersonation	0	0	0
		Welfare Fraud	0	0	0
		Wire Fraud	2	0	0
		Identity Theft	1	0	0
		Hacking/Computer Invasion	0	0	0
		Robbery	3	0	0
		Pocket-picking	0	3	0
		Purse-snatching	0	0	0
		Shoplifting	3	1	0
		Theft From Building	15	0	0
		Theft From Coin Operated Machine or Device	0	0	0
		Theft From Motor Vehicle	8	0	0
		Theft of Motor Vehicle Parts/Accessories	5	0	0
		All Other Larceny	65	5	0
		Motor Vehicle Theft	10	2	0
		Stolen Property Offenses	0	0	0
Group B Arrests					
Offense	Adult	Juvenile			
Bad Checks	3	0			
Curfew/Loitering/Vagrancy Violations	0	0			
Disorderly Conduct	3	0			
Driving Under the Influence	22	0			
Drunkenness	14	0			
Family Offenses (Nonviolent)	0	0			
Liquor Law Violations	0	0			
Peeping Tom	0	0			
Trespass of Real Property	7	0			
All Other Offenses	53	0			
Total Group B	102	0			
Crimes Against Society					
		Drug/Narcotic Violations	62	19	0
		Drug Equipment Violations	4	0	0
		Betting/Wagering	0	0	0
		Operating/Promoting/Assisting Gambling	0	0	0
		Gambling Equipment Violations	0	0	0
		Sports Tampering	0	0	0
		Pornography/Obscene Material	0	0	0
		Prostitution	0	0	0
		Assisting or Promoting Prostitution	0	0	0
		Purchasing Prostitution	0	0	0
		Weapon Law Violations	15	3	0
		Animal Cruelty	1	0	0
		Total Group A Offenses	421	84	0

(*) Offenses are counted using the FBI Units of Count for Crime

(**) The 'Arrests' column shows arrests made for incidents during the selected period, regardless of arrest date. Arrest counts for the same period may change over time.

Charlottesville Police Department - VA1020000 - NIBRS Agency Crime Overview - 2020

2020 Population Estimate		49,447	Offenses (*)	Arrests (**)	
Law Enforcement Employees			Reported	Adult	Juvenile
Group A Offenses					
Crimes Against Persons					
Sworn Male	92	Murder and Nonnegligent Manslaughter	5	1	0
Sworn Female	9	Negligent Manslaughter	0	0	0
Civilian Male	10	Kidnapping/Abduction	11	3	0
Civilian Female	15	Forcible Rape	18	1	0
Total:	126	Forcible Sodomy	5	0	0
		Sexual Assault With An Object	2	0	0
		Forcible Fondling	20	1	0
		Incest	0	0	0
Incident Total	2,199	Statutory Rape	0	0	0
Offense Total	2,583	Aggravated Assault	132	21	3
Group A Crimes per 100,000 population	4,447.2	Simple Assault	448	186	0
		Intimidation	79	10	0
		Human Trafficking, Commercial Sex Acts	0	0	0
		Human Trafficking, Involuntary Servitude	0	0	0
Arrest Overview					
Crimes Against Property					
Total Arrests	1,187	Arson	2	0	0
Adult Arrests	1,153	Bribery	0	0	0
Juvenile Arrests	34	Burglary/Breaking & Entering	84	4	1
Unknown Age	0	Counterfeiting/Forgery	22	2	0
Arrests per 100,000 population	2,400.6	Destruction/Damage/Vandalism of Property	454	21	0
		Embezzlement	11	4	0
		Extortion/Blackmail	3	0	0
		False Pretenses/Swindle/Confidence Game	81	7	0
		Credit Card/Automatic Teller Fraud	52	3	0
		Impersonation	27	2	0
		Welfare Fraud	0	0	0
		Wire Fraud	17	0	0
		Identity Theft	0	0	0
		Hacking/Computer Invasion	0	0	0
		Robbery	28	4	0
		Pocket-picking	10	1	0
		Purse-snatching	3	0	0
		Shoplifting	128	15	1
		Theft From Building	99	1	0
		Theft From Coin Operated Machine or Device	1	0	0
		Theft From Motor Vehicle	251	1	0
		Theft of Motor Vehicle Parts/Accessories	46	0	0
		All Other Larceny	242	9	0
		Motor Vehicle Theft	72	4	0
		Stolen Property Offenses	10	4	0
Group B Arrests					
Offense	Adult	Juvenile			
Bad Checks	14	0			
Curfew/Loitering/Vagrancy Violations	0	0			
Disorderly Conduct	20	0			
Driving Under the Influence	47	0			
Drunkenness	135	0			
Family Offenses (Nonviolent)	3	11			
Liquor Law Violations	10	0			
Peeping Tom	0	0			
Trespass of Real Property	18	1			
All Other Offenses	545	16			
Total Group B	792	28			
Crimes Against Society					
		Drug/Narcotic Violations	117	25	1
		Drug Equipment Violations	45	1	0
		Betting/Wagering	0	0	0
		Operating/Promoting/Assisting Gambling	0	0	0
		Gambling Equipment Violations	0	0	0
		Sports Tampering	0	0	0
		Pornography/Obscene Material	3	1	0
		Prostitution	0	0	0
		Assisting or Promoting Prostitution	0	0	0
		Purchasing Prostitution	0	0	0
		Weapon Law Violations	55	29	0
		Animal Cruelty	0	0	0
		Total Group A Offenses	2,583	361	6

(*) Offenses are counted using the FBI Units of Count for Crime

(**) The 'Arrests' column shows arrests made for incidents during the selected period, regardless of arrest date. Arrest counts for the same period may change over time.

Chase City Police Dept. - VA0580200 - NIBRS Agency Crime Overview - 2020

2020 Population Estimate		2,215	Offenses (*)	Arrests (**)	
Law Enforcement Employees			Reported	Adult	Juvenile
Sworn Male		9	Murder and Nonnegligent Manslaughter	0	0
Sworn Female		0	Negligent Manslaughter	0	0
Civilian Male		0	Kidnapping/Abduction	0	0
Civilian Female		1	Forcible Rape	0	0
Total:		10	Forcible Sodomy	0	0
			Sexual Assault With An Object	0	0
			Forcible Fondling	0	0
			Incest	0	0
Incident Total		60	Statutory Rape	0	0
Offense Total		69	Aggravated Assault	5	1
Group A Crimes per 100,000 population		2,708.8	Simple Assault	8	3
			Intimidation	0	0
			Human Trafficking, Commercial Sex Acts	0	0
			Human Trafficking, Involuntary Servitude	0	0
Arrest Overview			Crimes Against Property		
Total Arrests		55	Arson	0	0
Adult Arrests		55	Bribery	0	0
Juvenile Arrests		0	Burglary/Breaking & Entering	8	1
Unknown Age		0	Counterfeiting/Forgery	1	0
Arrests per 100,000 population		2,483.1	Destruction/Damage/Vandalism of Property	7	0
			Embezzlement	0	0
			Extortion/Blackmail	0	0
			False Pretenses/Swindle/Confidence Game	0	0
			Credit Card/Automatic Teller Fraud	1	0
			Impersonation	1	0
			Welfare Fraud	0	0
			Wire Fraud	0	0
			Identity Theft	0	0
			Hacking/Computer Invasion	0	0
			Robbery	1	0
			Pocket-picking	2	0
			Purse-snatching	0	0
			Shoplifting	1	1
			Theft From Building	0	0
			Theft From Coin Operated Machine or Device	0	0
			Theft From Motor Vehicle	0	0
			Theft of Motor Vehicle Parts/Accessories	0	0
			All Other Larceny	14	3
			Motor Vehicle Theft	2	1
			Stolen Property Offenses	0	1
			Crimes Against Society		
			Drug/Narcotic Violations	13	5
			Drug Equipment Violations	1	1
			Betting/Wagering	0	0
			Operating/Promoting/Assisting Gambling	0	0
			Gambling Equipment Violations	0	0
			Sports Tampering	0	0
			Pornography/Obscene Material	0	0
			Prostitution	0	0
			Assisting or Promoting Prostitution	0	0
			Purchasing Prostitution	0	0
			Weapon Law Violations	4	0
			Animal Cruelty	0	0
			Total Group A Offenses	69	17
					0
Group B Arrests					
Offense	Adult	Juvenile			
Bad Checks	0	0			
Curfew/Loitering/Vagrancy Violations	0	0			
Disorderly Conduct	0	0			
Driving Under the Influence	23	0			
Drunkenness	3	0			
Family Offenses (Nonviolent)	0	0			
Liquor Law Violations	0	0			
Peeping Tom	0	0			
Trespass of Real Property	2	0			
All Other Offenses	10	0			
Total Group B	38	0			

(*) Offenses are counted using the FBI Units of Count for Crime

(**) The 'Arrests' column shows arrests made for incidents during the selected period, regardless of arrest date. Arrest counts for the same period may change over time.

Chatham Police Department - VA0710100 - NIBRS Agency Crime Overview - 2020

2020 Population Estimate		1,427	Offenses (*)	Arrests (**)	
Law Enforcement Employees			Reported	Adult	Juvenile
Sworn Male		2			
Sworn Female		0			
Civilian Male		0			
Civilian Female		0			
Total:		2			
Offense Overview					
Incident Total		18			
Offense Total		19			
Group A Crimes per 100,000 population		1,261.4			
Arrest Overview					
Total Arrests		0			
Adult Arrests		0			
Juvenile Arrests		0			
Unknown Age		0			
Arrests per 100,000 population		0.0			
Group B Arrests					
Offense	Adult	Juvenile			
Bad Checks	0	0			
Curfew/Loitering/Vagrancy Violations	0	0			
Disorderly Conduct	0	0			
Driving Under the Influence	0	0			
Drunkenness	0	0			
Family Offenses (Nonviolent)	0	0			
Liquor Law Violations	0	0			
Peeping Tom	0	0			
Trespass of Real Property	0	0			
All Other Offenses	0	0			
Total Group B	0	0			
Group A Offenses					
Crimes Against Persons					
Murder and Nonnegligent Manslaughter			0	0	0
Negligent Manslaughter			0	0	0
Kidnapping/Abduction			0	0	0
Forcible Rape			0	0	0
Forcible Sodomy			0	0	0
Sexual Assault With An Object			0	0	0
Forcible Fondling			0	0	0
Incest			0	0	0
Statutory Rape			0	0	0
Aggravated Assault			1	0	0
Simple Assault			6	0	0
Intimidation			0	0	0
Human Trafficking, Commercial Sex Acts			0	0	0
Human Trafficking, Involuntary Servitude			0	0	0
Crimes Against Property					
Arson			0	0	0
Bribery			0	0	0
Burglary/Breaking & Entering			1	0	0
Counterfeiting/Forgery			1	0	0
Destruction/Damage/Vandalism of Property			1	0	0
Embezzlement			0	0	0
Extortion/Blackmail			0	0	0
False Pretenses/Swindle/Confidence Game			1	0	0
Credit Card/Automatic Teller Fraud			0	0	0
Impersonation			0	0	0
Welfare Fraud			0	0	0
Wire Fraud			0	0	0
Identity Theft			1	0	0
Hacking/Computer Invasion			0	0	0
Robbery			1	0	0
Pocket-picking			0	0	0
Purse-snatching			0	0	0
Shoplifting			0	0	0
Theft From Building			3	0	0
Theft From Coin Operated Machine or Device			0	0	0
Theft From Motor Vehicle			2	0	0
Theft of Motor Vehicle Parts/Accessories			0	0	0
All Other Larceny			0	0	0
Motor Vehicle Theft			1	0	0
Stolen Property Offenses			0	0	0
Crimes Against Society					
Drug/Narcotic Violations			0	0	0
Drug Equipment Violations			0	0	0
Betting/Wagering			0	0	0
Operating/Promoting/Assisting Gambling			0	0	0
Gambling Equipment Violations			0	0	0
Sports Tampering			0	0	0
Pornography/Obscene Material			0	0	0
Prostitution			0	0	0
Assisting or Promoting Prostitution			0	0	0
Purchasing Prostitution			0	0	0
Weapon Law Violations			0	0	0
Animal Cruelty			0	0	0
Total Group A Offenses			19	0	0

(*) Offenses are counted using the FBI Units of Count for Crime

(**) The 'Arrests' column shows arrests made for incidents during the selected period, regardless of arrest date. Arrest counts for the same period may change over time.

Chesapeake Police Department - VA1030000 - NIBRS Agency Crime Overview - 2020

2020 Population Estimate		247,564	Offenses (*)	Arrests (**)	
Law Enforcement Employees			Reported	Adult	Juvenile
Sworn Male		300	Group A Offenses		
Sworn Female		71	Crimes Against Persons		
Civilian Male		29	Murder and Nonnegligent Manslaughter	15	6
Civilian Female		114	Negligent Manslaughter	2	1
Total:		514	Kidnapping/Abduction	70	18
			Forcible Rape	61	3
			Forcible Sodomy	16	0
			Sexual Assault With An Object	9	0
			Forcible Fondling	76	9
			Incest	1	0
			Statutory Rape	5	0
			Aggravated Assault	823	155
			Simple Assault	2,741	780
			Intimidation	759	54
			Human Trafficking, Commercial Sex Acts	0	0
			Human Trafficking, Involuntary Servitude	0	0
			Crimes Against Property		
			Arson	19	4
			Bribery	0	0
			Burglary/Breaking & Entering	383	31
			Counterfeiting/Forgery	214	30
			Destruction/Damage/Vandalism of Property	1,719	71
			Embezzlement	70	26
			Extortion/Blackmail	44	2
			False Pretenses/Swindle/Confidence Game	491	24
			Credit Card/Automatic Teller Fraud	320	6
			Impersonation	83	26
			Welfare Fraud	0	0
			Wire Fraud	450	0
			Identity Theft	376	12
			Hacking/Computer Invasion	43	0
			Robbery	114	17
			Pocket-picking	7	4
			Purse-snatching	3	0
			Shoplifting	954	283
			Theft From Building	602	27
			Theft From Coin Operated Machine or Device	16	0
			Theft From Motor Vehicle	1,071	8
			Theft of Motor Vehicle Parts/Accessories	605	3
			All Other Larceny	494	95
			Motor Vehicle Theft	332	15
			Stolen Property Offenses	78	22
			Crimes Against Society		
			Drug/Narcotic Violations	2,341	1,028
			Drug Equipment Violations	1,284	28
			Betting/Wagering	1	0
			Operating/Promoting/Assisting Gambling	0	0
			Gambling Equipment Violations	0	0
			Sports Tampering	0	0
			Pornography/Obscene Material	53	7
			Prostitution	6	0
			Assisting or Promoting Prostitution	1	0
			Purchasing Prostitution	2	1
			Weapon Law Violations	421	183
			Animal Cruelty	112	27
			Total Group A Offenses	17,287	3,006
					80
Offense Overview					
Incident Total		13,214			
Offense Total		17,287			
Group A Crimes per 100,000 population		5,337.6			
Arrest Overview					
Total Arrests		5,013			
Adult Arrests		4,895			
Juvenile Arrests		118			
Unknown Age		0			
Arrests per 100,000 population		2,024.9			
Group B Arrests					
Offense	Adult	Juvenile			
Bad Checks	1	0			
Curfew/Loitering/Vagrancy Violations	1	18			
Disorderly Conduct	22	0			
Driving Under the Influence	361	0			
Drunkenness	215	0			
Family Offenses (Nonviolent)	16	0			
Liquor Law Violations	40	0			
Peeping Tom	0	0			
Trespass of Real Property	65	4			
All Other Offenses	1,168	16			
Total Group B	1,889	38			

(*) Offenses are counted using the FBI Units of Count for Crime

(**) The 'Arrests' column shows arrests made for incidents during the selected period, regardless of arrest date. Arrest counts for the same period may change over time.

Chesterfield County Police Department - VA0210100 - NIBRS Agency Crime Overview - 2020

2020 Population Estimate			355,079	Offenses (*)	Arrests (**)	
				Reported	Adult	Juvenile
Law Enforcement Employees						
			Group A Offenses			
			Crimes Against Persons			
Sworn Male		459	Murder and Nonnegligent Manslaughter	11	6	1
Sworn Female		64	Negligent Manslaughter	3	0	0
Civilian Male		29	Kidnapping/Abduction	86	64	1
Civilian Female		92	Forcible Rape	88	13	3
			Forcible Sodomy	15	2	2
Total:		644	Sexual Assault With An Object	8	3	0
			Forcible Fondling	169	16	0
Offense Overview			Incest	3	0	0
Incident Total		14,801	Statutory Rape	7	2	1
Offense Total		18,464	Aggravated Assault	229	117	23
Group A Crimes per 100,000 population		4,168.4	Simple Assault	4,291	777	258
			Intimidation	413	43	10
			Human Trafficking, Commercial Sex Acts	4	0	0
			Human Trafficking, Involuntary Servitude	0	0	0
Arrest Overview			Crimes Against Property			
Total Arrests		8,988	Arson	24	4	4
Adult Arrests		7,999	Bribery	1	0	1
Juvenile Arrests		989	Burglary/Breaking & Entering	579	56	23
Unknown Age		0	Counterfeiting/Forgery	127	47	4
Arrests per 100,000 population		2,531.3	Destruction/Damage/Vandalism of Property	2,074	103	77
			Embezzlement	134	66	4
			Extortion/Blackmail	64	2	0
			False Pretenses/Swindle/Confidence Game	464	62	2
			Credit Card/Automatic Teller Fraud	431	3	0
			Impersonation	14	76	8
Group B Arrests			Welfare Fraud	0	0	0
Offense	Adult	Juvenile	Wire Fraud	487	0	0
Bad Checks	7	0	Identity Theft	434	28	0
Curfew/Loitering/Vagrancy Violations	0	61	Hacking/Computer Invasion	9	0	0
Disorderly Conduct	44	16	Robbery	133	52	12
Driving Under the Influence	1,080	9	Pocket-picking	3	0	0
Drunkenness	25	2	Purse-snatching	0	0	0
Family Offenses (Nonviolent)	36	2	Shoplifting	961	39	2
Liquor Law Violations	74	24	Theft From Building	305	0	0
Keeping Tom	1	0	Theft From Coin Operated Machine or Device	9	2	0
Respass of Real Property	102	13	Theft From Motor Vehicle	1,264	0	0
All Other Offenses	2,285	88	Theft of Motor Vehicle Parts/Accessories	418	0	0
Total Group B	3,654	215	All Other Larceny	1,290	763	163
			Motor Vehicle Theft	362	0	0
			Stolen Property Offenses	63	26	7
			Crimes Against Society			
			Drug/Narcotic Violations	2,227	1,523	140
			Drug Equipment Violations	44	15	0
			Betting/Wagering	0	0	0
			Operating/Promoting/Assisting Gambling	1	0	0
			Gambling Equipment Violations	0	0	0
			Sports Tampering	0	0	0
			Pornography/Obscene Material	96	6	2
			Prostitution	26	7	0
			Assisting or Promoting Prostitution	2	14	0
			Purchasing Prostitution	1	0	0
			Weapon Law Violations	749	383	26
			Animal Cruelty	341	25	0
			Total Group A Offenses	18,464	4,345	774

(*) Offenses are counted using the FBI Units of Count for Crime

(**) The 'Arrests' column shows arrests made for incidents during the selected period, regardless of arrest date. Arrest counts for the same period may change over time.

Chilhowie Police Department - VA0860300 - NIBRS Agency Crime Overview - 2020

2020 Population Estimate		1,702	Offenses (*)	Arrests (**)	
Law Enforcement Employees			Reported	Adult	Juvenile
Group A Offenses					
Crimes Against Persons					
Sworn Male	6	Murder and Nonnegligent Manslaughter	0	0	0
Sworn Female	0	Negligent Manslaughter	0	0	0
Civilian Male	0	Kidnapping/Abduction	1	1	0
Civilian Female	0	Forcible Rape	0	0	0
Total:	6	Forcible Sodomy	0	0	0
		Sexual Assault With An Object	0	0	0
		Forcible Fondling	0	0	0
		Incest	0	0	0
Incident Total	40	Statutory Rape	0	0	0
Offense Total	48	Aggravated Assault	2	0	0
Group A Crimes per 100,000 population	2,350.2	Simple Assault	5	3	0
		Intimidation	0	0	0
		Human Trafficking, Commercial Sex Acts	0	0	0
		Human Trafficking, Involuntary Servitude	0	0	0
Arrest Overview					
Crimes Against Property					
Total Arrests	47	Arson	0	0	0
Adult Arrests	47	Bribery	0	0	0
Juvenile Arrests	0	Burglary/Breaking & Entering	2	0	0
Unknown Age	0	Counterfeiting/Forgery	0	0	0
Arrests per 100,000 population	2,761.5	Destruction/Damage/Vandalism of Property	2	0	0
		Embezzlement	0	0	0
		Extortion/Blackmail	0	0	0
		False Pretenses/Swindle/Confidence Game	0	0	0
		Credit Card/Automatic Teller Fraud	0	0	0
		Impersonation	0	0	0
		Welfare Fraud	0	0	0
		Wire Fraud	0	0	0
		Identity Theft	0	0	0
		Hacking/Computer Invasion	0	0	0
		Robbery	1	1	0
		Pocket-picking	0	0	0
		Purse-snatching	0	0	0
		Shoplifting	6	2	0
		Theft From Building	0	0	0
		Theft From Coin Operated Machine or Device	0	0	0
		Theft From Motor Vehicle	1	0	0
		Theft of Motor Vehicle Parts/Accessories	1	0	0
		All Other Larceny	5	1	0
		Motor Vehicle Theft	2	1	0
		Stolen Property Offenses	1	0	0
Group B Arrests					
Offense	Adult	Juvenile			
Bad Checks	0	0			
Curfew/Loitering/Vagrancy Violations	0	0			
Disorderly Conduct	0	0			
Driving Under the Influence	5	0			
Drunkenness	6	0			
Family Offenses (Nonviolent)	0	0			
Liquor Law Violations	0	0			
Peeping Tom	0	0			
Trespass of Real Property	1	0			
All Other Offenses	12	0			
Total Group B	24	0			
Crimes Against Society					
		Drug/Narcotic Violations	15	14	0
		Drug Equipment Violations	2	0	0
		Betting/Wagering	0	0	0
		Operating/Promoting/Assisting Gambling	0	0	0
		Gambling Equipment Violations	0	0	0
		Sports Tampering	0	0	0
		Pornography/Obscene Material	0	0	0
		Prostitution	0	0	0
		Assisting or Promoting Prostitution	0	0	0
		Purchasing Prostitution	0	0	0
		Weapon Law Violations	2	0	0
		Animal Cruelty	0	0	0
		Total Group A Offenses	48	23	0

(*) Offenses are counted using the FBI Units of Count for Crime

(**) The 'Arrests' column shows arrests made for incidents during the selected period, regardless of arrest date. Arrest counts for the same period may change over time.

Chincoteague Police Department - VA0010100 - NIBRS Agency Crime Overview - 2020

2020 Population Estimate		2,875	Offenses (*)	Arrests (**)	
Law Enforcement Employees			Reported	Adult	Juvenile
Sworn Male		10	Group A Offenses		
Sworn Female		0	Crimes Against Persons		
Civilian Male		1	Murder and Nonnegligent Manslaughter	1	0
Civilian Female		3	Negligent Manslaughter	0	0
Total:		14	Kidnapping/Abduction	1	0
			Forcible Rape	1	0
			Forcible Sodomy	0	0
			Sexual Assault With An Object	0	0
			Forcible Fondling	2	0
			Incest	0	0
Incident Total		85	Statutory Rape	0	0
Offense Total		98	Aggravated Assault	2	1
Group A Crimes per 100,000 population		2,956.5	Simple Assault	20	10
			Intimidation	4	0
			Human Trafficking, Commercial Sex Acts	0	0
			Human Trafficking, Involuntary Servitude	0	0
Arrest Overview			Crimes Against Property		
Total Arrests		74	Arson	0	0
Adult Arrests		74	Bribery	0	0
Juvenile Arrests		0	Burglary/Breaking & Entering	2	0
Unknown Age		0	Counterfeiting/Forgery	1	0
Arrests per 100,000 population		2,573.9	Destruction/Damage/Vandalism of Property	15	1
			Embezzlement	1	0
			Extortion/Blackmail	0	0
			False Pretenses/Swindle/Confidence Game	3	1
			Credit Card/Automatic Teller Fraud	2	0
			Impersonation	0	0
			Welfare Fraud	0	0
			Wire Fraud	0	0
			Identity Theft	0	0
			Hacking/Computer Invasion	0	0
			Robbery	0	0
			Pocket-picking	0	0
			Purse-snatching	0	0
			Shoplifting	3	3
			Theft From Building	1	0
			Theft From Coin Operated Machine or Device	0	0
			Theft From Motor Vehicle	3	0
			Theft of Motor Vehicle Parts/Accessories	0	0
			All Other Larceny	29	2
			Motor Vehicle Theft	1	1
			Stolen Property Offenses	0	0
			Crimes Against Society		
			Drug/Narcotic Violations	6	3
			Drug Equipment Violations	0	0
			Betting/Wagering	0	0
			Operating/Promoting/Assisting Gambling	0	0
			Gambling Equipment Violations	0	0
			Sports Tampering	0	0
			Pornography/Obscene Material	0	0
			Prostitution	0	0
			Assisting or Promoting Prostitution	0	0
			Purchasing Prostitution	0	0
			Weapon Law Violations	0	0
			Animal Cruelty	0	0
			Total Group A Offenses	98	24
					0
Group B Arrests					
Offense	Adult	Juvenile			
Bad Checks	0	0			
Curfew/Loitering/Vagrancy Violations	0	0			
Disorderly Conduct	0	0			
Driving Under the Influence	15	0			
Drunkenness	13	0			
Family Offenses (Nonviolent)	0	0			
Liquor Law Violations	0	0			
Peeping Tom	0	0			
Trespass of Real Property	1	0			
All Other Offenses	21	0			
Total Group B	50	0			

(*) Offenses are counted using the FBI Units of Count for Crime

(**) The 'Arrests' column shows arrests made for incidents during the selected period, regardless of arrest date. Arrest counts for the same period may change over time.

Christiansburg Police Department - VA0600300 - NIBRS Agency Crime Overview - 2020

2020 Population Estimate		22,473		Offenses (*)	Arrests (**)	
			Group A Offenses	Reported	Adult	Juvenile
Law Enforcement Employees			Crimes Against Persons			
Sworn Male	56		Murder and Nonnegligent Manslaughter	0	0	0
Sworn Female	6		Negligent Manslaughter	0	0	0
Civilian Male	1		Kidnapping/Abduction	7	1	1
Civilian Female	6		Forcible Rape	10	1	0
Total:	69		Forcible Sodomy	3	0	0
			Sexual Assault With An Object	0	0	0
			Forcible Fondling	14	0	0
Offense Overview			Incest	0	0	0
Incident Total	1,174		Statutory Rape	1	1	0
Offense Total	1,403		Aggravated Assault	22	8	0
Group A Crimes per 100,000 population	5,224.0		Simple Assault	207	78	2
			Intimidation	22	2	0
			Human Trafficking, Commercial Sex Acts	0	0	0
			Human Trafficking, Involuntary Servitude	0	0	0
Arrest Overview			Crimes Against Property			
Total Arrests	616		Arson	2	0	0
Adult Arrests	611		Bribery	0	0	0
Juvenile Arrests	5		Burglary/Breaking & Entering	45	6	1
Unknown Age	0		Counterfeiting/Forgery	35	0	0
Arrests per 100,000 population	2,741.1		Destruction/Damage/Vandalism of Property	115	9	0
			Embezzlement	6	3	0
			Extortion/Blackmail	4	0	0
			False Pretenses/Swindle/Confidence Game	69	3	0
			Credit Card/Automatic Teller Fraud	50	1	0
			Impersonation	3	2	0
			Welfare Fraud	1	0	0
Group B Arrests			Wire Fraud	16	0	0
Offense	Adult	Juvenile	Identity Theft	31	6	0
Bad Checks	1	0	Hacking/Computer Invasion	4	0	0
Curfew/Loitering/Vagrancy Violations	0	0	Robbery	2	1	0
Disorderly Conduct	4	0	Pocket-picking	1	2	0
Driving Under the Influence	76	0	Purse-snatching	0	0	0
Drunkenness	97	0	Shoplifting	185	137	0
Family Offenses (Nonviolent)	3	0	Theft From Building	7	0	0
Liquor Law Violations	3	1	Theft From Coin Operated Machine or Device	1	0	0
Peeping Tom	0	0	Theft From Motor Vehicle	37	0	0
Trespass of Real Property	7	0	Theft of Motor Vehicle Parts/Accessories	19	0	0
All Other Offenses	48	0	All Other Larceny	177	6	0
Total Group B	239	1	Motor Vehicle Theft	12	2	0
			Stolen Property Offenses	4	3	0
			Crimes Against Society			
			Drug/Narcotic Violations	157	78	0
			Drug Equipment Violations	67	1	0
			Betting/Wagering	0	0	0
			Operating/Promoting/Assisting Gambling	0	0	0
			Gambling Equipment Violations	0	0	0
			Sports Tampering	0	0	0
			Pornography/Obscene Material	25	2	0
			Prostitution	0	0	0
			Assisting or Promoting Prostitution	1	0	0
			Purchasing Prostitution	0	0	0
			Weapon Law Violations	41	19	0
			Animal Cruelty	0	0	0
			Total Group A Offenses	1,403	372	4

(*) Offenses are counted using the FBI Units of Count for Crime

(**) The 'Arrests' column shows arrests made for incidents during the selected period, regardless of arrest date. Arrest counts for the same period may change over time.

Clarke County Sheriff's Office - VA0220000 - NIBRS Agency Crime Overview - 2020

2020 Population Estimate		10,151	Offenses (*)	Arrests (**)	
Law Enforcement Employees			Reported	Adult	Juvenile
Group A Offenses					
Crimes Against Persons					
Sworn Male	12	Murder and Nonnegligent Manslaughter	0	0	0
Sworn Female	3	Negligent Manslaughter	0	0	0
Civilian Male	4	Kidnapping/Abduction	3	1	0
Civilian Female	9	Forcible Rape	1	0	0
Total:	28	Forcible Sodomy	0	0	0
		Sexual Assault With An Object	0	0	0
		Forcible Fondling	5	0	0
		Incest	0	0	0
Incident Total	209	Statutory Rape	1	0	0
Offense Total	255	Aggravated Assault	5	5	0
Group A Crimes per 100,000 population	2,058.9	Simple Assault	38	10	0
		Intimidation	0	0	0
		Human Trafficking, Commercial Sex Acts	0	0	0
		Human Trafficking, Involuntary Servitude	0	0	0
Arrest Overview					
Crimes Against Property					
Total Arrests	186	Arson	1	0	0
Adult Arrests	184	Bribery	0	0	0
Juvenile Arrests	2	Burglary/Breaking & Entering	9	1	0
Unknown Age	0	Counterfeiting/Forgery	2	0	0
Arrests per 100,000 population	1,832.3	Destruction/Damage/Vandalism of Property	45	5	0
		Embezzlement	1	0	0
		Extortion/Blackmail	0	0	0
		False Pretenses/Swindle/Confidence Game	6	0	0
		Credit Card/Automatic Teller Fraud	7	0	0
		Impersonation	0	0	0
		Welfare Fraud	0	0	0
		Wire Fraud	1	0	0
		Identity Theft	7	0	0
		Hacking/Computer Invasion	0	0	0
		Robbery	1	0	0
		Pocket-picking	0	0	0
		Purse-snatching	0	0	0
		Shoplifting	3	1	0
		Theft From Building	12	0	0
		Theft From Coin Operated Machine or Device	0	0	0
		Theft From Motor Vehicle	4	0	0
		Theft of Motor Vehicle Parts/Accessories	1	0	0
		All Other Larceny	26	0	0
		Motor Vehicle Theft	5	1	0
		Stolen Property Offenses	0	1	0
Group B Arrests					
Offense	Adult	Juvenile			
Bad Checks	0	0			
Curfew/Loitering/Vagrancy Violations	0	0			
Disorderly Conduct	1	0			
Driving Under the Influence	28	0			
Drunkenness	10	0			
Family Offenses (Nonviolent)	1	0			
Liquor Law Violations	0	0			
Peeping Tom	0	0			
Trespass of Real Property	0	0			
All Other Offenses	69	1			
Total Group B	109	1			
Crimes Against Society					
		Drug/Narcotic Violations	54	47	1
		Drug Equipment Violations	5	0	0
		Betting/Wagering	0	0	0
		Operating/Promoting/Assisting Gambling	0	0	0
		Gambling Equipment Violations	0	0	0
		Sports Tampering	0	0	0
		Pornography/Obscene Material	1	0	0
		Prostitution	0	0	0
		Assisting or Promoting Prostitution	0	0	0
		Purchasing Prostitution	0	0	0
		Weapon Law Violations	9	2	0
		Animal Cruelty	2	1	0
		Total Group A Offenses	255	75	1

(*) Offenses are counted using the FBI Units of Count for Crime

(**) The 'Arrests' column shows arrests made for incidents during the selected period, regardless of arrest date. Arrest counts for the same period may change over time.

Clarksville Police Department - VA0580300 - NIBRS Agency Crime Overview - 2020

2020 Population Estimate		1,166	Offenses (*)	Arrests (**)	
Law Enforcement Employees			Reported	Adult	Juvenile
Sworn Male		5	Group A Offenses		
Sworn Female		0	Crimes Against Persons		
Civilian Male		0	Murder and Nonnegligent Manslaughter	0	0
Civilian Female		1	Negligent Manslaughter	0	0
Total:		6	Kidnapping/Abduction	1	0
			Forcible Rape	0	0
			Forcible Sodomy	0	0
			Sexual Assault With An Object	0	0
			Forcible Fondling	0	0
			Incest	0	0
Incident Total		22	Statutory Rape	0	0
Offense Total		28	Aggravated Assault	3	1
Group A Crimes per 100,000 population		1,886.8	Simple Assault	5	1
			Intimidation	0	0
			Human Trafficking, Commercial Sex Acts	0	0
			Human Trafficking, Involuntary Servitude	0	0
Arrest Overview			Crimes Against Property		
Total Arrests		31	Arson	0	0
Adult Arrests		31	Bribery	0	0
Juvenile Arrests		0	Burglary/Breaking & Entering	0	0
Unknown Age		0	Counterfeiting/Forgery	2	1
Arrests per 100,000 population		2,658.7	Destruction/Damage/Vandalism of Property	0	0
			Embezzlement	1	1
			Extortion/Blackmail	0	0
			False Pretenses/Swindle/Confidence Game	1	0
			Credit Card/Automatic Teller Fraud	0	0
			Impersonation	2	1
			Welfare Fraud	0	0
			Wire Fraud	0	0
			Identity Theft	0	0
			Hacking/Computer Invasion	0	0
			Robbery	0	0
			Pocket-picking	2	0
			Purse-snatching	0	0
			Shoplifting	1	0
			Theft From Building	0	0
			Theft From Coin Operated Machine or Device	0	0
			Theft From Motor Vehicle	0	0
			Theft of Motor Vehicle Parts/Accessories	0	0
			All Other Larceny	1	0
			Motor Vehicle Theft	0	0
			Stolen Property Offenses	0	0
			Crimes Against Society		
			Drug/Narcotic Violations	9	5
			Drug Equipment Violations	0	0
			Betting/Wagering	0	0
			Operating/Promoting/Assisting Gambling	0	0
			Gambling Equipment Violations	0	0
			Sports Tampering	0	0
			Pornography/Obscene Material	0	0
			Prostitution	0	0
			Assisting or Promoting Prostitution	0	0
			Purchasing Prostitution	0	0
			Weapon Law Violations	0	0
			Animal Cruelty	0	0
			Total Group A Offenses	28	11
					0

(*) Offenses are counted using the FBI Units of Count for Crime

(**) The 'Arrests' column shows arrests made for incidents during the selected period, regardless of arrest date. Arrest counts for the same period may change over time.

Clifton Forge Police Dept - VA1040000 - NIBRS Agency Crime Overview - 2020

2020 Population Estimate		3,494	Offenses (*)	Arrests (**)	
Law Enforcement Employees			Reported	Adult	Juvenile
Group A Offenses					
Crimes Against Persons					
Sworn Male	8	Murder and Nonnegligent Manslaughter	1	1	0
Sworn Female	1	Negligent Manslaughter	0	0	0
Civilian Male	0	Kidnapping/Abduction	0	0	0
Civilian Female	1	Forcible Rape	2	0	0
Total:	10	Forcible Sodomy	0	0	0
		Sexual Assault With An Object	0	0	0
		Forcible Fondling	1	0	0
		Incest	0	0	0
Incident Total	143	Statutory Rape	0	0	0
Offense Total	159	Aggravated Assault	4	0	0
Group A Crimes per 100,000 population	4,092.7	Simple Assault	28	25	0
		Intimidation	0	0	0
		Human Trafficking, Commercial Sex Acts	0	0	0
		Human Trafficking, Involuntary Servitude	0	0	0
Arrest Overview					
Crimes Against Property					
Total Arrests	140	Arson	2	0	0
Adult Arrests	139	Bribery	0	0	0
Juvenile Arrests	1	Burglary/Breaking & Entering	5	1	0
Unknown Age	0	Counterfeiting/Forgery	3	3	0
Arrests per 100,000 population	4,006.9	Destruction/Damage/Vandalism of Property	36	5	0
		Embezzlement	0	0	0
		Extortion/Blackmail	1	0	0
		False Pretenses/Swindle/Confidence Game	0	0	0
		Credit Card/Automatic Teller Fraud	1	0	0
		Impersonation	0	0	0
		Welfare Fraud	0	0	0
		Wire Fraud	1	0	0
		Identity Theft	0	0	0
		Hacking/Computer Invasion	0	0	0
		Robbery	0	0	0
		Pocket-picking	0	0	0
		Purse-snatching	0	0	0
		Shoplifting	5	4	0
		Theft From Building	9	0	0
		Theft From Coin Operated Machine or Device	0	0	0
		Theft From Motor Vehicle	4	1	0
		Theft of Motor Vehicle Parts/Accessories	0	0	0
		All Other Larceny	13	0	0
		Motor Vehicle Theft	4	0	0
		Stolen Property Offenses	0	0	0
Group B Arrests					
Offense	Adult	Juvenile			
Bad Checks	0	0			
Curfew/Loitering/Vagrancy Violations	0	0			
Disorderly Conduct	5	0			
Driving Under the Influence	11	0			
Drunkenness	21	0			
Family Offenses (Nonviolent)	0	0			
Liquor Law Violations	0	0			
Peeping Tom	0	0			
Trespass of Real Property	1	0			
All Other Offenses	28	0			
Total Group B	66	0			
Crimes Against Society					
		Drug/Narcotic Violations	38	33	1
		Drug Equipment Violations	0	0	0
		Betting/Wagering	0	0	0
		Operating/Promoting/Assisting Gambling	0	0	0
		Gambling Equipment Violations	0	0	0
		Sports Tampering	0	0	0
		Pornography/Obscene Material	0	0	0
		Prostitution	0	0	0
		Assisting or Promoting Prostitution	0	0	0
		Purchasing Prostitution	0	0	0
		Weapon Law Violations	1	0	0
		Animal Cruelty	0	0	0
		Total Group A Offenses	159	73	1

(*) Offenses are counted using the FBI Units of Count for Crime

(**) The 'Arrests' column shows arrests made for incidents during the selected period, regardless of arrest date. Arrest counts for the same period may change over time.

Clinchco Police Department - VA0260300 - NIBRS Agency Crime Overview - 2020

2020 Population Estimate		294	Offenses (*)	Arrests (**)	
			Reported	Adult	Juvenile
Law Enforcement Employees			Crimes Against Persons		
Sworn Male	0		Murder and Nonnegligent Manslaughter	0	0
Sworn Female	0		Negligent Manslaughter	0	0
Civilian Male	0		Kidnapping/Abduction	0	0
Civilian Female	0		Forcible Rape	0	0
Total:	0		Forcible Sodomy	0	0
			Sexual Assault With An Object	0	0
			Forcible Fondling	0	0
			Incest	0	0
Incident Total	0		Statutory Rape	0	0
Offense Total	0		Aggravated Assault	0	0
Group A Crimes per 100,000 population	0.0		Simple Assault	0	0
			Intimidation	0	0
			Human Trafficking, Commercial Sex Acts	0	0
			Human Trafficking, Involuntary Servitude	0	0
Arrest Overview			Crimes Against Property		
Total Arrests	2		Arson	0	0
Adult Arrests	2		Bribery	0	0
Juvenile Arrests	0		Burglary/Breaking & Entering	0	0
Unknown Age	0		Counterfeiting/Forgery	0	0
Arrests per 100,000 population	680.3		Destruction/Damage/Vandalism of Property	0	0
			Embezzlement	0	0
			Extortion/Blackmail	0	0
			False Pretenses/Swindle/Confidence Game	0	0
			Credit Card/Automatic Teller Fraud	0	0
			Impersonation	0	0
			Welfare Fraud	0	0
Group B Arrests			Crimes Against Society		
Offense	Adult	Juvenile	Reported	Adult	Juvenile
Bad Checks	0	0	Identity Theft	0	0
Curfew/Loitering/Vagrancy Violations	0	0	Hacking/Computer Invasion	0	0
Disorderly Conduct	0	0	Robbery	0	0
Driving Under the Influence	0	0	Pocket-picking	0	0
Drunkenness	0	0	Purse-snatching	0	0
Family Offenses (Nonviolent)	0	0	Shoplifting	0	0
Liquor Law Violations	0	0	Theft From Building	0	0
Loitering/Trespassing	0	0	Theft From Coin Operated Machine or Device	0	0
Respass of Real Property	0	0	Theft From Motor Vehicle	0	0
All Other Offenses	2	0	Theft of Motor Vehicle Parts/Accessories	0	0
Total Group B	2	0	All Other Larceny	0	0
			Motor Vehicle Theft	0	0
			Stolen Property Offenses	0	0
			Crimes Against Society		
			Drug/Narcotic Violations	0	0
			Drug Equipment Violations	0	0
			Betting/Wagering	0	0
			Operating/Promoting/Assisting Gambling	0	0
			Gambling Equipment Violations	0	0
			Sports Tampering	0	0
			Pornography/Obscene Material	0	0
			Prostitution	0	0
			Assisting or Promoting Prostitution	0	0
			Purchasing Prostitution	0	0
			Weapon Law Violations	0	0
			Animal Cruelty	0	0
			Total Group A Offenses	0	0

(*) Offenses are counted using the FBI Units of Count for Crime

(**) The 'Arrests' column shows arrests made for incidents during the selected period, regardless of arrest date. Arrest counts for the same period may change over time.

Clintwood Police Department - VA0260100 - NIBRS Agency Crime Overview - 2020

2020 Population Estimate		1,284	Offenses (*)	Arrests (**)	
			Reported	Adult	Juvenile
Law Enforcement Employees			Crimes Against Persons		
Sworn Male	3	Murder and Nonnegligent Manslaughter	0	0	0
Sworn Female	0	Negligent Manslaughter	0	0	0
Civilian Male	0	Kidnapping/Abduction	0	0	0
Civilian Female	0	Forcible Rape	0	0	0
Total:	3	Forcible Sodomy	0	0	0
		Sexual Assault With An Object	0	0	0
		Forcible Fondling	0	0	0
		Incest	0	0	0
Offense Overview		Statutory Rape	0	0	0
Incident Total	28	Aggravated Assault	0	0	0
Offense Total	32	Simple Assault	4	0	0
Group A Crimes per 100,000 population	2,180.7	Intimidation	0	0	0
		Human Trafficking, Commercial Sex Acts	0	0	0
		Human Trafficking, Involuntary Servitude	0	0	0
Arrest Overview		Crimes Against Property			
Total Arrests	19	Arson	0	0	0
Adult Arrests	19	Bribery	0	0	0
Juvenile Arrests	0	Burglary/Breaking & Entering	1	0	0
Unknown Age	0	Counterfeiting/Forgery	1	0	0
Arrests per 100,000 population	1,479.8	Destruction/Damage/Vandalism of Property	5	1	0
		Embezzlement	0	0	0
		Extortion/Blackmail	0	0	0
		False Pretenses/Swindle/Confidence Game	0	0	0
		Credit Card/Automatic Teller Fraud	0	0	0
		Impersonation	0	0	0
		Welfare Fraud	0	0	0
		Wire Fraud	1	0	0
		Identity Theft	0	0	0
		Hacking/Computer Invasion	0	0	0
		Robbery	0	0	0
		Pocket-picking	0	0	0
		Purse-snatching	1	0	0
		Shoplifting	3	1	0
		Theft From Building	0	0	0
		Theft From Coin Operated Machine or Device	0	0	0
		Theft From Motor Vehicle	2	0	0
		Theft of Motor Vehicle Parts/Accessories	0	0	0
		All Other Larceny	7	1	0
		Motor Vehicle Theft	1	0	0
		Stolen Property Offenses	0	0	0
		Crimes Against Society			
		Drug/Narcotic Violations	5	4	0
		Drug Equipment Violations	1	0	0
		Betting/Wagering	0	0	0
		Operating/Promoting/Assisting Gambling	0	0	0
		Gambling Equipment Violations	0	0	0
		Sports Tampering	0	0	0
		Pornography/Obscene Material	0	0	0
		Prostitution	0	0	0
		Assisting or Promoting Prostitution	0	0	0
		Purchasing Prostitution	0	0	0
		Weapon Law Violations	0	0	0
		Animal Cruelty	0	0	0
		Total Group A Offenses	32	7	0
		Group B Arrests			
		Offense	Adult	Juvenile	
		Bad Checks	0	0	
		Curfew/Loitering/Vagrancy Violations	0	0	
		Disorderly Conduct	0	0	
		Driving Under the Influence	1	0	
		Drunkenness	10	0	
		Family Offenses (Nonviolent)	0	0	
		Liquor Law Violations	1	0	
		Peeping Tom	0	0	
		Trespass of Real Property	0	0	
		All Other Offenses	0	0	
		Total Group B	12	0	

(*) Offenses are counted using the FBI Units of Count for Crime

(**) The 'Arrests' column shows arrests made for incidents during the selected period, regardless of arrest date. Arrest counts for the same period may change over time.

Coeburn Police Department - VA0960300 - NIBRS Agency Crime Overview - 2020

2020 Population Estimate		1,845	Offenses (*)	Arrests (**)	
Law Enforcement Employees			Reported	Adult	Juvenile
Sworn Male		8	Group A Offenses		
Sworn Female		0	Crimes Against Persons		
Civilian Male		0	Murder and Nonnegligent Manslaughter	4	0
Civilian Female		1	Negligent Manslaughter	0	0
Total:		9	Kidnapping/Abduction	5	0
			Forcible Rape	1	0
			Forcible Sodomy	0	0
			Sexual Assault With An Object	0	0
			Forcible Fondling	0	0
			Incest	0	0
Incident Total		75	Statutory Rape	0	0
Offense Total		115	Aggravated Assault	7	4
Group A Crimes per 100,000 population		4,065.0	Simple Assault	12	7
			Intimidation	0	0
			Human Trafficking, Commercial Sex Acts	0	0
			Human Trafficking, Involuntary Servitude	0	0
Arrest Overview			Crimes Against Property		
Total Arrests		140	Arson	0	0
Adult Arrests		140	Bribery	1	1
Juvenile Arrests		0	Burglary/Breaking & Entering	4	1
Unknown Age		0	Counterfeiting/Forgery	4	1
Arrests per 100,000 population		7,588.1	Destruction/Damage/Vandalism of Property	14	0
			Embezzlement	0	0
			Extortion/Blackmail	0	0
			False Pretenses/Swindle/Confidence Game	2	0
			Credit Card/Automatic Teller Fraud	0	0
			Impersonation	6	4
			Welfare Fraud	0	0
			Wire Fraud	1	0
			Identity Theft	2	0
			Hacking/Computer Invasion	0	0
			Robbery	0	0
			Pocket-picking	0	0
			Purse-snatching	0	0
			Shoplifting	4	2
			Theft From Building	0	0
			Theft From Coin Operated Machine or Device	0	0
			Theft From Motor Vehicle	2	0
			Theft of Motor Vehicle Parts/Accessories	0	0
			All Other Larceny	12	0
			Motor Vehicle Theft	1	0
			Stolen Property Offenses	1	1
			Crimes Against Society		
			Drug/Narcotic Violations	19	12
			Drug Equipment Violations	6	4
			Betting/Wagering	0	0
			Operating/Promoting/Assisting Gambling	0	0
			Gambling Equipment Violations	0	0
			Sports Tampering	0	0
			Pornography/Obscene Material	0	0
			Prostitution	0	0
			Assisting or Promoting Prostitution	0	0
			Purchasing Prostitution	0	0
			Weapon Law Violations	7	4
			Animal Cruelty	0	0
			Total Group A Offenses	115	45
Group B Arrests					
Offense	Adult	Juvenile			
Bad Checks	0	0			
Curfew/Loitering/Vagrancy Violations	0	0			
Disorderly Conduct	1	0			
Driving Under the Influence	8	0			
Drunkenness	21	0			
Family Offenses (Nonviolent)	0	0			
Liquor Law Violations	4	0			
Peeping Tom	0	0			
Trespass of Real Property	11	0			
All Other Offenses	50	0			
Total Group B	95	0			

(*) Offenses are counted using the FBI Units of Count for Crime

(**) The 'Arrests' column shows arrests made for incidents during the selected period, regardless of arrest date. Arrest counts for the same period may change over time.

Colonial Beach Police Department - VA0950100 - NIBRS Agency Crime Overview - 2020

2020 Population Estimate		3,619	Offenses (*)	Arrests (**)	
Law Enforcement Employees			Reported	Adult	Juvenile
Sworn Male		8	2	2	0
Sworn Female		2	0	0	0
Civilian Male		0	1	1	0
Civilian Female		1	4	0	0
Total:		11	0	0	0
Offense Overview			0	0	0
Incident Total		153	0	0	0
Offense Total		184	13	4	0
Group A Crimes per 100,000 population		4,227.7	37	17	2
Arrest Overview			1	0	0
Total Arrests		117	0	0	0
Adult Arrests		112	0	0	0
Juvenile Arrests		5	6	6	0
Unknown Age		0	1	0	0
Arrests per 100,000 population		3,232.9	25	1	0
Group B Arrests			0	0	0
Offense		Adult	Juvenile		
Bad Checks		0	0	0	0
Curfew/Loitering/Vagrancy Violations		0	0	0	0
Disorderly Conduct		0	0	0	0
Driving Under the Influence		22	0	0	0
Drunkenness		8	0	0	0
Family Offenses (Nonviolent)		1	0	0	0
Liquor Law Violations		0	0	0	0
Peeping Tom		0	0	0	0
Trespass of Real Property		2	0	0	0
All Other Offenses		17	0	0	0
Total Group B		50	0	0	0
Crimes Against Persons					
Murder and Nonnegligent Manslaughter			2	2	0
Negligent Manslaughter			0	0	0
Kidnapping/Abduction			1	1	0
Forcible Rape			4	0	0
Forcible Sodomy			0	0	0
Sexual Assault With An Object			0	0	0
Forcible Fondling			0	0	0
Incest			0	0	0
Statutory Rape			0	0	0
Aggravated Assault			13	4	0
Simple Assault			37	17	2
Intimidation			1	0	0
Human Trafficking, Commercial Sex Acts			0	0	0
Human Trafficking, Involuntary Servitude			0	0	0
Crimes Against Property					
Arson			0	0	0
Bribery			0	0	0
Burglary/Breaking & Entering			6	6	0
Counterfeiting/Forgery			1	0	0
Destruction/Damage/Vandalism of Property			25	1	0
Embezzlement			0	0	0
Extortion/Blackmail			0	0	0
False Pretenses/Swindle/Confidence Game			2	0	0
Credit Card/Automatic Teller Fraud			1	0	0
Impersonation			0	0	0
Welfare Fraud			0	0	0
Wire Fraud			1	0	0
Identity Theft			1	0	0
Hacking/Computer Invasion			0	0	0
Robbery			0	0	0
Pocket-picking			0	0	0
Purse-snatching			0	0	0
Shoplifting			7	3	0
Theft From Building			2	0	0
Theft From Coin Operated Machine or Device			0	0	0
Theft From Motor Vehicle			5	0	0
Theft of Motor Vehicle Parts/Accessories			3	0	0
All Other Larceny			16	0	0
Motor Vehicle Theft			18	2	0
Stolen Property Offenses			0	0	0
Crimes Against Society					
Drug/Narcotic Violations			29	24	3
Drug Equipment Violations			0	0	0
Betting/Wagering			0	0	0
Operating/Promoting/Assisting Gambling			0	0	0
Gambling Equipment Violations			0	0	0
Sports Tampering			0	0	0
Pornography/Obscene Material			0	0	0
Prostitution			0	0	0
Assisting or Promoting Prostitution			0	0	0
Purchasing Prostitution			0	0	0
Weapon Law Violations			9	2	0
Animal Cruelty			0	0	0
Total Group A Offenses			184	62	5

(*) Offenses are counted using the FBI Units of Count for Crime

(**) The 'Arrests' column shows arrests made for incidents during the selected period, regardless of arrest date. Arrest counts for the same period may change over time.

Colonial Heights Police Dept. - VA1050000 - NIBRS Agency Crime Overview - 2020

2020 Population Estimate		17,246	Offenses (*)	Arrests (**)	
Law Enforcement Employees			Reported	Adult	Juvenile
Sworn Male		45	Group A Offenses		
Sworn Female		9	Crimes Against Persons		
Civilian Male		0	Murder and Nonnegligent Manslaughter	0	0
Civilian Female		4	Negligent Manslaughter	0	0
Total:		58	Kidnapping/Abduction	1	0
			Forcible Rape	2	0
			Forcible Sodomy	0	0
			Sexual Assault With An Object	6	0
			Forcible Fondling	0	0
			Incest	0	0
Incident Total		1,397	Statutory Rape	0	0
Offense Total		1,629	Aggravated Assault	32	2
Group A Crimes per 100,000 population		8,100.4	Simple Assault	123	20
			Intimidation	3	0
			Human Trafficking, Commercial Sex Acts	0	0
			Human Trafficking, Involuntary Servitude	0	0
Arrest Overview			Crimes Against Property		
Total Arrests		2,019	Arson	0	0
Adult Arrests		1,876	Bribery	0	0
Juvenile Arrests		143	Burglary/Breaking & Entering	5	0
Unknown Age		0	Counterfeiting/Forgery	4	0
Arrests per 100,000 population		11,707.1	Destruction/Damage/Vandalism of Property	22	6
			Embezzlement	11	3
			Extortion/Blackmail	0	0
			False Pretenses/Swindle/Confidence Game	20	0
			Credit Card/Automatic Teller Fraud	4	0
			Impersonation	2	0
			Welfare Fraud	0	0
			Wire Fraud	0	0
			Identity Theft	1	0
			Hacking/Computer Invasion	0	0
			Robbery	7	2
			Pocket-picking	1	0
			Purse-snatching	0	0
			Shoplifting	350	33
			Theft From Building	8	2
			Theft From Coin Operated Machine or Device	0	0
			Theft From Motor Vehicle	5	0
			Theft of Motor Vehicle Parts/Accessories	2	0
			All Other Larceny	14	9
			Motor Vehicle Theft	1	0
			Stolen Property Offenses	3	0
			Crimes Against Society		
			Drug/Narcotic Violations	199	10
			Drug Equipment Violations	2	1
			Betting/Wagering	0	0
			Operating/Promoting/Assisting Gambling	0	0
			Gambling Equipment Violations	0	0
			Sports Tampering	0	0
			Pornography/Obscene Material	2	2
			Prostitution	0	0
			Assisting or Promoting Prostitution	0	0
			Purchasing Prostitution	0	0
			Weapon Law Violations	32	4
			Animal Cruelty	3	0
			Total Group A Offenses	1,629	94
Group B Arrests					
Offense	Adult	Juvenile			
Bad Checks	3	0			
Curfew/Loitering/Vagrancy Violations	0	25			
Disorderly Conduct	7	9			
Driving Under the Influence	97	0			
Drunkenness	37	0			
Family Offenses (Nonviolent)	30	0			
Liquor Law Violations	0	0			
Peeping Tom	0	0			
Trespass of Real Property	20	6			
All Other Offenses	820	9			
Total Group B	1,014	49			

(*) Offenses are counted using the FBI Units of Count for Crime

(**) The 'Arrests' column shows arrests made for incidents during the selected period, regardless of arrest date. Arrest counts for the same period may change over time.

Covington Police Department - VA1060000 - NIBRS Agency Crime Overview - 2020

2020 Population Estimate		5,747	Offenses (*)	Arrests (**)	
Law Enforcement Employees			Reported	Adult	Juvenile
Group A Offenses					
Crimes Against Persons					
Sworn Male	12	Murder and Nonnegligent Manslaughter	1	1	0
Sworn Female	2	Negligent Manslaughter	0	0	0
Civilian Male	1	Kidnapping/Abduction	1	0	0
Civilian Female	8	Forcible Rape	1	0	0
Total:	23	Forcible Sodomy	1	0	0
		Sexual Assault With An Object	0	0	0
		Forcible Fondling	0	0	0
		Incest	0	0	0
Incident Total	255	Statutory Rape	1	0	0
Offense Total	274	Aggravated Assault	6	5	0
Group A Crimes per 100,000 population	4,437.1	Simple Assault	72	41	4
		Intimidation	2	1	0
		Human Trafficking, Commercial Sex Acts	0	0	0
		Human Trafficking, Involuntary Servitude	0	0	0
Arrest Overview					
Crimes Against Property					
Total Arrests	148	Arson	0	0	0
Adult Arrests	144	Bribery	0	0	0
Juvenile Arrests	4	Burglary/Breaking & Entering	9	1	0
Unknown Age	0	Counterfeiting/Forgery	7	1	0
Arrests per 100,000 population	2,575.3	Destruction/Damage/Vandalism of Property	53	2	0
		Embezzlement	1	0	0
		Extortion/Blackmail	0	0	0
		False Pretenses/Swindle/Confidence Game	4	1	0
		Credit Card/Automatic Teller Fraud	0	0	0
		Impersonation	1	0	0
		Welfare Fraud	0	0	0
		Wire Fraud	0	0	0
		Identity Theft	1	0	0
		Hacking/Computer Invasion	0	0	0
		Robbery	0	0	0
		Pocket-picking	0	0	0
		Purse-snatching	0	0	0
		Shoplifting	27	14	0
		Theft From Building	1	0	0
		Theft From Coin Operated Machine or Device	0	0	0
		Theft From Motor Vehicle	6	0	0
		Theft of Motor Vehicle Parts/Accessories	1	0	0
		All Other Larceny	46	6	0
		Motor Vehicle Theft	5	2	0
		Stolen Property Offenses	0	0	0
Group B Arrests					
Offense	Adult	Juvenile			
Bad Checks	0	0			
Curfew/Loitering/Vagrancy Violations	0	0			
Disorderly Conduct	0	0			
Driving Under the Influence	7	0			
Drunkenness	23	0			
Family Offenses (Nonviolent)	1	0			
Liquor Law Violations	0	0			
Peeping Tom	0	0			
Trespass of Real Property	1	0			
All Other Offenses	24	0			
Total Group B	56	0			
Crimes Against Society					
		Drug/Narcotic Violations	12	8	0
		Drug Equipment Violations	7	2	0
		Betting/Wagering	0	0	0
		Operating/Promoting/Assisting Gambling	0	0	0
		Gambling Equipment Violations	0	0	0
		Sports Tampering	0	0	0
		Pornography/Obscene Material	0	0	0
		Prostitution	0	0	0
		Assisting or Promoting Prostitution	0	0	0
		Purchasing Prostitution	0	0	0
		Weapon Law Violations	7	3	0
		Animal Cruelty	1	0	0
		Total Group A Offenses	274	88	4

(*) Offenses are counted using the FBI Units of Count for Crime

(**) The 'Arrests' column shows arrests made for incidents during the selected period, regardless of arrest date. Arrest counts for the same period may change over time.

Craig County Sheriff's Office - VA0230000 - NIBRS Agency Crime Overview - 2020

2020 Population Estimate			5,123	Offenses (*)	Arrests (**)	
				Reported	Adult	Juvenile
Law Enforcement Employees			Crimes Against Persons			
Sworn Male	8		Murder and Nonnegligent Manslaughter	0	0	0
Sworn Female	0		Negligent Manslaughter	0	0	0
Civilian Male	0		Kidnapping/Abduction	0	0	0
Civilian Female	5		Forcible Rape	0	0	0
Total:	13		Forcible Sodomy	0	0	0
			Sexual Assault With An Object	0	0	0
			Forcible Fondling	2	0	0
Offense Overview			Incest	0	0	0
Incident Total	108		Statutory Rape	0	0	0
Offense Total	120		Aggravated Assault	1	1	0
Group A Crimes per 100,000 population	2,108.1		Simple Assault	16	8	0
			Intimidation	2	0	0
			Human Trafficking, Commercial Sex Acts	0	0	0
			Human Trafficking, Involuntary Servitude	0	0	0
Arrest Overview			Crimes Against Property			
Total Arrests	70		Arson	0	0	0
Adult Arrests	70		Bribery	0	0	0
Juvenile Arrests	0		Burglary/Breaking & Entering	9	1	0
Unknown Age	0		Counterfeiting/Forgery	2	1	0
Arrests per 100,000 population	1,366.4		Destruction/Damage/Vandalism of Property	13	2	0
			Embezzlement	0	0	0
			Extortion/Blackmail	0	0	0
			False Pretenses/Swindle/Confidence Game	1	0	0
			Credit Card/Automatic Teller Fraud	3	0	0
			Impersonation	0	0	0
Group B Arrests			Welfare Fraud	0	0	0
Offense	Adult	Juvenile	Wire Fraud	0	0	0
Bad Checks	0	0	Identity Theft	0	0	0
Curfew/Loitering/Vagrancy Violations	0	0	Hacking/Computer Invasion	0	0	0
Disorderly Conduct	0	0	Robbery	0	0	0
Driving Under the Influence	18	0	Pocket-picking	0	0	0
Drunkenness	2	0	Purse-snatching	0	0	0
Family Offenses (Nonviolent)	2	0	Shoplifting	1	2	0
Liquor Law Violations	2	0	Theft From Building	6	0	0
Loitering/Trespassing	0	0	Theft From Coin Operated Machine or Device	0	0	0
Respass of Real Property	2	0	Theft From Motor Vehicle	5	0	0
All Other Offenses	7	0	Theft of Motor Vehicle Parts/Accessories	0	0	0
Total Group B	33	0	All Other Larceny	17	0	0
			Motor Vehicle Theft	2	0	0
			Stolen Property Offenses	0	0	0
			Crimes Against Society			
			Drug/Narcotic Violations	31	20	0
			Drug Equipment Violations	5	0	0
			Betting/Wagering	0	0	0
			Operating/Promoting/Assisting Gambling	0	0	0
			Gambling Equipment Violations	0	0	0
			Sports Tampering	0	0	0
			Pornography/Obscene Material	0	0	0
			Prostitution	0	0	0
			Assisting or Promoting Prostitution	0	0	0
			Purchasing Prostitution	0	0	0
			Weapon Law Violations	4	2	0
			Animal Cruelty	0	0	0
			Total Group A Offenses	120	37	0

(*) Offenses are counted using the FBI Units of Count for Crime

(**) The 'Arrests' column shows arrests made for incidents during the selected period, regardless of arrest date. Arrest counts for the same period may change over time.

Crewe Police Department - VA0670200 - NIBRS Agency Crime Overview - 2020

2020 Population Estimate		2,129	Offenses (*)	Arrests (**)	
Law Enforcement Employees			Reported	Adult	Juvenile
Group A Offenses					
Crimes Against Persons					
Sworn Male	5	Murder and Nonnegligent Manslaughter	0	0	0
Sworn Female	0	Negligent Manslaughter	0	0	0
Civilian Male	1	Kidnapping/Abduction	0	0	0
Civilian Female	0	Forcible Rape	0	0	0
Total:	6	Forcible Sodomy	0	0	0
		Sexual Assault With An Object	0	0	0
		Forcible Fondling	2	2	0
		Incest	0	0	0
Incident Total	89	Statutory Rape	0	0	0
Offense Total	99	Aggravated Assault	9	2	0
Group A Crimes per 100,000 population	4,180.4	Simple Assault	11	8	0
		Intimidation	1	1	0
		Human Trafficking, Commercial Sex Acts	0	0	0
		Human Trafficking, Involuntary Servitude	0	0	0
Arrest Overview					
Crimes Against Property					
Total Arrests	38	Arson	0	0	0
Adult Arrests	38	Bribery	0	0	0
Juvenile Arrests	0	Burglary/Breaking & Entering	12	0	0
Unknown Age	0	Counterfeiting/Forgery	3	0	0
Arrests per 100,000 population	1,784.9	Destruction/Damage/Vandalism of Property	29	3	0
		Embezzlement	1	0	0
		Extortion/Blackmail	0	0	0
		False Pretenses/Swindle/Confidence Game	1	0	0
		Credit Card/Automatic Teller Fraud	0	0	0
		Impersonation	0	0	0
		Welfare Fraud	0	0	0
		Wire Fraud	0	0	0
		Identity Theft	0	0	0
		Hacking/Computer Invasion	0	0	0
		Robbery	0	0	0
		Pocket-picking	0	0	0
		Purse-snatching	0	0	0
		Shoplifting	1	0	0
		Theft From Building	1	0	0
		Theft From Coin Operated Machine or Device	0	0	0
		Theft From Motor Vehicle	2	0	0
		Theft of Motor Vehicle Parts/Accessories	0	0	0
		All Other Larceny	12	0	0
		Motor Vehicle Theft	4	1	0
		Stolen Property Offenses	1	0	0
Group B Arrests					
Offense	Adult	Juvenile			
Bad Checks	0	0			
Curfew/Loitering/Vagrancy Violations	0	0			
Disorderly Conduct	0	0			
Driving Under the Influence	4	0			
Drunkenness	2	0			
Family Offenses (Nonviolent)	0	0			
Liquor Law Violations	1	0			
Peeping Tom	0	0			
Trespass of Real Property	0	0			
All Other Offenses	9	0			
Total Group B	16	0			
Crimes Against Society					
		Drug/Narcotic Violations	3	0	0
		Drug Equipment Violations	0	0	0
		Betting/Wagering	0	0	0
		Operating/Promoting/Assisting Gambling	0	0	0
		Gambling Equipment Violations	0	0	0
		Sports Tampering	0	0	0
		Pornography/Obscene Material	0	0	0
		Prostitution	0	0	0
		Assisting or Promoting Prostitution	0	0	0
		Purchasing Prostitution	0	0	0
		Weapon Law Violations	5	4	0
		Animal Cruelty	1	1	0
		Total Group A Offenses	99	22	0

(*) Offenses are counted using the FBI Units of Count for Crime

(**) The 'Arrests' column shows arrests made for incidents during the selected period, regardless of arrest date. Arrest counts for the same period may change over time.

Culpeper County Sheriff's Office - VA0240000 - NIBRS Agency Crime Overview - 2020

2020 Population Estimate		33,621	Offenses (*)	Arrests (**)	
Law Enforcement Employees			Reported	Adult	Juvenile
Group A Offenses					
Crimes Against Persons					
Sworn Male	93	Murder and Nonnegligent Manslaughter	0	0	0
Sworn Female	20	Negligent Manslaughter	0	0	0
Civilian Male	2	Kidnapping/Abduction	4	3	0
Civilian Female	11	Forcible Rape	1	0	0
Total:	126	Forcible Sodomy	0	0	0
		Sexual Assault With An Object	1	0	0
		Forcible Fondling	14	1	0
		Incest	0	0	0
Incident Total	561	Statutory Rape	0	0	0
Offense Total	620	Aggravated Assault	9	2	1
Group A Crimes per 100,000 population	1,668.6	Simple Assault	115	39	1
		Intimidation	16	2	0
		Human Trafficking, Commercial Sex Acts	0	0	0
		Human Trafficking, Involuntary Servitude	0	0	0
Arrest Overview					
Crimes Against Property					
Total Arrests	640	Arson	0	0	0
Adult Arrests	635	Bribery	0	1	0
Juvenile Arrests	5	Burglary/Breaking & Entering	14	1	0
Unknown Age	0	Counterfeiting/Forgery	5	3	0
Arrests per 100,000 population	1,903.6	Destruction/Damage/Vandalism of Property	58	8	0
		Embezzlement	3	2	0
		Extortion/Blackmail	1	0	0
		False Pretenses/Swindle/Confidence Game	54	2	0
		Credit Card/Automatic Teller Fraud	14	0	0
		Impersonation	4	2	0
		Welfare Fraud	0	0	0
		Wire Fraud	3	0	0
		Identity Theft	7	0	0
		Hacking/Computer Invasion	1	0	0
		Robbery	1	0	0
		Pocket-picking	0	0	0
		Purse-snatching	0	0	0
		Shoplifting	1	0	0
		Theft From Building	13	0	0
		Theft From Coin Operated Machine or Device	0	0	0
		Theft From Motor Vehicle	15	0	0
		Theft of Motor Vehicle Parts/Accessories	4	0	0
		All Other Larceny	63	3	0
		Motor Vehicle Theft	17	6	0
		Stolen Property Offenses	3	1	0
Crimes Against Society					
		Drug/Narcotic Violations	139	70	1
		Drug Equipment Violations	6	1	0
		Betting/Wagering	0	0	0
		Operating/Promoting/Assisting Gambling	0	0	0
		Gambling Equipment Violations	0	0	0
		Sports Tampering	0	0	0
		Pornography/Obscene Material	6	1	0
		Prostitution	0	0	0
		Assisting or Promoting Prostitution	0	0	0
		Purchasing Prostitution	0	0	0
		Weapon Law Violations	28	3	0
		Animal Cruelty	0	0	0
Total Group A Offenses			620	151	3
Group B Arrests					
Offense	Adult	Juvenile			
Bad Checks	2	0			
Curfew/Loitering/Vagrancy Violations	0	0			
Disorderly Conduct	1	0			
Driving Under the Influence	88	0			
Drunkenness	30	0			
Family Offenses (Nonviolent)	0	0			
Liquor Law Violations	2	0			
Peeping Tom	0	0			
Trespass of Real Property	9	0			
All Other Offenses	352	2			
Total Group B	484	2			

(*) Offenses are counted using the FBI Units of Count for Crime

(**) The 'Arrests' column shows arrests made for incidents during the selected period, regardless of arrest date. Arrest counts for the same period may change over time.

Culpeper Police Department - VA0240100 - NIBRS Agency Crime Overview - 2020

2020 Population Estimate		18,873	Offenses (*)	Arrests (**)	
Law Enforcement Employees			Reported	Adult	Juvenile
Group A Offenses					
Crimes Against Persons					
Sworn Male	36	Murder and Nonnegligent Manslaughter	2	1	1
Sworn Female	5	Negligent Manslaughter	0	0	0
Civilian Male	1	Kidnapping/Abduction	3	1	0
Civilian Female	7	Forcible Rape	5	1	0
Total:	49	Forcible Sodomy	0	0	0
		Sexual Assault With An Object	0	0	1
		Forcible Fondling	8	1	0
		Incest	0	0	0
Incident Total	1,198	Statutory Rape	1	0	0
Offense Total	1,373	Aggravated Assault	23	16	1
Group A Crimes per 100,000 population	6,347.7	Simple Assault	320	97	5
		Intimidation	23	2	0
		Human Trafficking, Commercial Sex Acts	0	0	0
		Human Trafficking, Involuntary Servitude	0	0	0
Arrest Overview					
Crimes Against Property					
Total Arrests	768	Arson	4	0	0
Adult Arrests	750	Bribery	0	0	0
Juvenile Arrests	18	Burglary/Breaking & Entering	6	0	0
Unknown Age	0	Counterfeiting/Forgery	17	2	0
Arrests per 100,000 population	4,069.3	Destruction/Damage/Vandalism of Property	242	21	2
		Embezzlement	21	8	0
		Extortion/Blackmail	1	0	0
		False Pretenses/Swindle/Confidence Game	50	3	0
		Credit Card/Automatic Teller Fraud	19	1	0
		Impersonation	5	3	0
		Welfare Fraud	0	0	0
		Wire Fraud	1	0	0
		Identity Theft	10	0	0
		Hacking/Computer Invasion	0	0	0
		Robbery	10	2	1
		Pocket-picking	1	0	0
		Purse-snatching	0	0	0
		Shoplifting	115	62	1
		Theft From Building	11	0	0
		Theft From Coin Operated Machine or Device	1	0	0
		Theft From Motor Vehicle	61	0	0
		Theft of Motor Vehicle Parts/Accessories	23	0	0
		All Other Larceny	91	31	0
		Motor Vehicle Theft	10	2	1
		Stolen Property Offenses	1	1	0
Crimes Against Society					
		Drug/Narcotic Violations	242	123	2
		Drug Equipment Violations	27	1	0
		Betting/Wagering	0	0	0
		Operating/Promoting/Assisting Gambling	0	0	0
		Gambling Equipment Violations	0	0	0
		Sports Tampering	0	0	0
		Pornography/Obscene Material	1	0	0
		Prostitution	0	0	0
		Assisting or Promoting Prostitution	0	0	0
		Purchasing Prostitution	0	0	0
		Weapon Law Violations	18	3	1
		Animal Cruelty	0	0	0
Total Group A Offenses			1,373	382	16
Group B Arrests					
Offense	Adult	Juvenile			
Bad Checks	0	0			
Curfew/Loitering/Vagrancy Violations	0	0			
Disorderly Conduct	0	0			
Driving Under the Influence	57	0			
Drunkenness	111	0			
Family Offenses (Nonviolent)	0	0			
Liquor Law Violations	7	0			
Peeping Tom	1	1			
Trespass of Real Property	27	0			
All Other Offenses	165	1			
Total Group B	368	2			

(*) Offenses are counted using the FBI Units of Count for Crime

(**) The 'Arrests' column shows arrests made for incidents during the selected period, regardless of arrest date. Arrest counts for the same period may change over time.

Cumberland County Sheriff's Office - VA0250000 - NIBRS Agency Crime Overview - 2020

2020 Population Estimate		9,920	Offenses (*)	Arrests (**)	
Law Enforcement Employees			Reported	Adult	Juvenile
Group A Offenses					
Crimes Against Persons					
Sworn Male	15	Murder and Nonnegligent Manslaughter	0	0	0
Sworn Female	2	Negligent Manslaughter	0	0	0
Civilian Male	1	Kidnapping/Abduction	2	0	0
Civilian Female	6	Forcible Rape	3	0	0
Total:	24	Forcible Sodomy	1	0	0
		Sexual Assault With An Object	0	0	0
		Forcible Fondling	4	0	0
		Incest	0	0	0
Incident Total	136	Statutory Rape	0	0	0
Offense Total	186	Aggravated Assault	18	6	0
Group A Crimes per 100,000 population	1,371.0	Simple Assault	43	35	0
		Intimidation	4	3	0
		Human Trafficking, Commercial Sex Acts	0	0	0
		Human Trafficking, Involuntary Servitude	1	0	0
Arrest Overview					
Crimes Against Property					
Total Arrests	150	Arson	0	0	0
Adult Arrests	144	Bribery	0	0	0
Juvenile Arrests	2	Burglary/Breaking & Entering	8	2	0
Unknown Age	4	Counterfeiting/Forgery	2	0	0
Arrests per 100,000 population	1,512.1	Destruction/Damage/Vandalism of Property	27	6	0
		Embezzlement	1	0	0
		Extortion/Blackmail	0	0	0
		False Pretenses/Swindle/Confidence Game	1	0	0
		Credit Card/Automatic Teller Fraud	4	1	0
		Impersonation	1	0	0
		Welfare Fraud	0	0	0
		Wire Fraud	0	0	0
		Identity Theft	1	0	0
		Hacking/Computer Invasion	0	0	0
		Robbery	0	0	0
		Pocket-picking	0	0	0
		Purse-snatching	0	0	0
		Shoplifting	1	0	0
		Theft From Building	0	0	0
		Theft From Coin Operated Machine or Device	0	0	0
		Theft From Motor Vehicle	2	0	0
		Theft of Motor Vehicle Parts/Accessories	0	0	0
		All Other Larceny	30	7	0
		Motor Vehicle Theft	2	0	0
		Stolen Property Offenses	1	0	0
Group B Arrests					
Offense	Adult	Juvenile			
Bad Checks	1	0			
Curfew/Loitering/Vagrancy Violations	0	0			
Disorderly Conduct	3	0			
Driving Under the Influence	4	0			
Drunkenness	5	0			
Family Offenses (Nonviolent)	0	0			
Liquor Law Violations	0	0			
Peeping Tom	0	0			
Trespass of Real Property	13	0			
All Other Offenses	42	2			
Total Group B	68	2			
Crimes Against Society					
		Drug/Narcotic Violations	17	16	0
		Drug Equipment Violations	0	0	0
		Betting/Wagering	0	0	0
		Operating/Promoting/Assisting Gambling	0	0	0
		Gambling Equipment Violations	0	0	0
		Sports Tampering	0	0	0
		Pornography/Obscene Material	2	0	0
		Prostitution	0	0	0
		Assisting or Promoting Prostitution	0	0	0
		Purchasing Prostitution	0	0	0
		Weapon Law Violations	9	0	0
		Animal Cruelty	1	0	0
		Total Group A Offenses	186	76	0

(*) Offenses are counted using the FBI Units of Count for Crime

(**) The 'Arrests' column shows arrests made for incidents during the selected period, regardless of arrest date. Arrest counts for the same period may change over time.

Damascus Police Department - VA0940200 - NIBRS Agency Crime Overview - 2020

2020 Population Estimate		775	Offenses (*)	Arrests (**)	
Law Enforcement Employees			Reported	Adult	Juvenile
Sworn Male		4	Murder and Nonnegligent Manslaughter	0	0
Sworn Female		0	Negligent Manslaughter	0	0
Civilian Male		0	Kidnapping/Abduction	0	0
Civilian Female		0	Forcible Rape	1	0
Total:		4	Forcible Sodomy	0	0
			Sexual Assault With An Object	0	0
			Forcible Fondling	0	0
			Incest	0	0
Incident Total		75	Statutory Rape	0	0
Offense Total		81	Aggravated Assault	1	0
Group A Crimes per 100,000 population		9,677.4	Simple Assault	4	0
			Intimidation	2	0
			Human Trafficking, Commercial Sex Acts	0	0
			Human Trafficking, Involuntary Servitude	0	0
Arrest Overview			Crimes Against Property		
Total Arrests		67	Arson	1	0
Adult Arrests		67	Bribery	0	0
Juvenile Arrests		0	Burglary/Breaking & Entering	8	0
Unknown Age		0	Counterfeiting/Forgery	2	0
Arrests per 100,000 population		8,645.2	Destruction/Damage/Vandalism of Property	11	0
			Embezzlement	0	0
			Extortion/Blackmail	0	0
			False Pretenses/Swindle/Confidence Game	3	0
			Credit Card/Automatic Teller Fraud	0	0
			Impersonation	0	0
			Welfare Fraud	0	0
			Wire Fraud	0	0
			Identity Theft	0	0
			Hacking/Computer Invasion	0	0
			Robbery	0	0
			Pocket-picking	0	0
			Purse-snatching	0	0
			Shoplifting	9	0
			Theft From Building	4	0
			Theft From Coin Operated Machine or Device	0	0
			Theft From Motor Vehicle	3	0
			Theft of Motor Vehicle Parts/Accessories	4	0
			All Other Larceny	14	0
			Motor Vehicle Theft	1	0
			Stolen Property Offenses	0	0
			Crimes Against Society		
			Drug/Narcotic Violations	11	0
			Drug Equipment Violations	2	0
			Betting/Wagering	0	0
			Operating/Promoting/Assisting Gambling	0	0
			Gambling Equipment Violations	0	0
			Sports Tampering	0	0
			Pornography/Obscene Material	0	0
			Prostitution	0	0
			Assisting or Promoting Prostitution	0	0
			Purchasing Prostitution	0	0
			Weapon Law Violations	0	0
			Animal Cruelty	0	0
			Total Group A Offenses	81	0
Group B Arrests					
Offense	Adult	Juvenile			
Bad Checks	0	0			
Curfew/Loitering/Vagrancy Violations	0	0			
Disorderly Conduct	0	0			
Driving Under the Influence	3	0			
Drunkenness	7	0			
Family Offenses (Nonviolent)	3	0			
Liquor Law Violations	0	0			
Peeping Tom	0	0			
Trespass of Real Property	7	0			
All Other Offenses	18	0			
Total Group B	38	0			

(*) Offenses are counted using the FBI Units of Count for Crime

(**) The 'Arrests' column shows arrests made for incidents during the selected period, regardless of arrest date. Arrest counts for the same period may change over time.

Danville Police Department - VA1070000 - NIBRS Agency Crime Overview - 2020

2020 Population Estimate		40,071	Offenses (*)	Arrests (**)	
Law Enforcement Employees			Reported	Adult	Juvenile
Sworn Male		99	Group A Offenses		
Sworn Female		17	Crimes Against Persons		
Civilian Male		3	Murder and Nonnegligent Manslaughter	5	0
Civilian Female		12	Negligent Manslaughter	0	0
Total:		131	Kidnapping/Abduction	16	0
			Forcible Rape	11	0
			Forcible Sodomy	5	0
			Sexual Assault With An Object	1	0
			Forcible Fondling	18	0
			Incest	1	0
Incident Total		3,347	Statutory Rape	1	0
Offense Total		3,666	Aggravated Assault	75	6
Group A Crimes per 100,000 population		8,352.7	Simple Assault	855	2
			Intimidation	77	0
			Human Trafficking, Commercial Sex Acts	0	0
			Human Trafficking, Involuntary Servitude	0	0
Arrest Overview			Crimes Against Property		
Total Arrests		3,144	Arson	13	0
Adult Arrests		3,102	Bribery	1	0
Juvenile Arrests		42	Burglary/Breaking & Entering	114	0
Unknown Age		0	Counterfeiting/Forgery	24	0
Arrests per 100,000 population		7,846.1	Destruction/Damage/Vandalism of Property	484	3
			Embezzlement	15	0
			Extortion/Blackmail	1	0
			False Pretenses/Swindle/Confidence Game	66	0
			Credit Card/Automatic Teller Fraud	62	0
			Impersonation	23	0
			Welfare Fraud	0	0
			Wire Fraud	9	0
			Identity Theft	6	0
			Hacking/Computer Invasion	2	0
			Robbery	12	1
			Pocket-picking	3	0
			Purse-snatching	1	0
			Shoplifting	344	0
			Theft From Building	65	0
			Theft From Coin Operated Machine or Device	3	0
			Theft From Motor Vehicle	134	0
			Theft of Motor Vehicle Parts/Accessories	68	0
			All Other Larceny	344	1
			Motor Vehicle Theft	61	0
			Stolen Property Offenses	7	0
			Crimes Against Society		
			Drug/Narcotic Violations	478	1
			Drug Equipment Violations	37	0
			Betting/Wagering	0	0
			Operating/Promoting/Assisting Gambling	0	0
			Gambling Equipment Violations	0	0
			Sports Tampering	0	0
			Pornography/Obscene Material	4	0
			Prostitution	3	0
			Assisting or Promoting Prostitution	0	0
			Purchasing Prostitution	0	0
			Weapon Law Violations	190	0
			Animal Cruelty	27	0
			Total Group A Offenses	3,666	14
Group B Arrests					
Offense	Adult	Juvenile			
Bad Checks	3	0			
Curfew/Loitering/Vagrancy Violations	0	4			
Disorderly Conduct	13	0			
Driving Under the Influence	112	0			
Drunkenness	302	0			
Family Offenses (Nonviolent)	3	0			
Liquor Law Violations	10	0			
Peeping Tom	0	0			
Trespass of Real Property	99	0			
All Other Offenses	1,289	24			
Total Group B	1,831	28			

(*) Offenses are counted using the FBI Units of Count for Crime

(**) The 'Arrests' column shows arrests made for incidents during the selected period, regardless of arrest date. Arrest counts for the same period may change over time.

Dayton Police Department - VA0820300 - NIBRS Agency Crime Overview - 2020

2020 Population Estimate		1,637	Offenses (*)	Arrests (**)	
Law Enforcement Employees			Reported	Adult	Juvenile
Sworn Male		4			
Sworn Female		1			
Civilian Male		0			
Civilian Female		0			
Total:		5			
Offense Overview					
Incident Total		43			
Offense Total		48			
Group A Crimes per 100,000 population		2,626.8			
Arrest Overview					
Total Arrests		2			
Adult Arrests		2			
Juvenile Arrests		0			
Unknown Age		0			
Arrests per 100,000 population		122.2			
Group A Offenses					
Crimes Against Persons					
Murder and Nonnegligent Manslaughter			0	0	0
Negligent Manslaughter			0	0	0
Kidnapping/Abduction			0	0	0
Forcible Rape			0	0	0
Forcible Sodomy			0	0	0
Sexual Assault With An Object			0	0	0
Forcible Fondling			1	0	0
Incest			0	0	0
Statutory Rape			0	0	0
Aggravated Assault			0	0	0
Simple Assault			6	0	0
Intimidation			4	0	0
Human Trafficking, Commercial Sex Acts			0	0	0
Human Trafficking, Involuntary Servitude			0	0	0
Crimes Against Property					
Arson			0	0	0
Bribery			0	0	0
Burglary/Breaking & Entering			2	0	0
Counterfeiting/Forgery			2	0	0
Destruction/Damage/Vandalism of Property			8	0	0
Embezzlement			0	0	0
Extortion/Blackmail			0	0	0
False Pretenses/Swindle/Confidence Game			0	0	0
Credit Card/Automatic Teller Fraud			1	0	0
Impersonation			0	0	0
Welfare Fraud			0	0	0
Wire Fraud			0	0	0
Identity Theft			1	0	0
Hacking/Computer Invasion			0	0	0
Robbery			0	0	0
Pocket-picking			0	0	0
Purse-snatching			0	0	0
Shoplifting			1	0	0
Theft From Building			0	0	0
Theft From Coin Operated Machine or Device			0	0	0
Theft From Motor Vehicle			2	0	0
Theft of Motor Vehicle Parts/Accessories			0	0	0
All Other Larceny			6	0	0
Motor Vehicle Theft			0	0	0
Stolen Property Offenses			0	0	0
Crimes Against Society					
Drug/Narcotic Violations			9	1	0
Drug Equipment Violations			5	0	0
Betting/Wagering			0	0	0
Operating/Promoting/Assisting Gambling			0	0	0
Gambling Equipment Violations			0	0	0
Sports Tampering			0	0	0
Pornography/Obscene Material			0	0	0
Prostitution			0	0	0
Assisting or Promoting Prostitution			0	0	0
Purchasing Prostitution			0	0	0
Weapon Law Violations			0	0	0
Animal Cruelty			0	0	0
Total Group A Offenses			48	1	0
Group B Arrests					
Offense	Adult	Juvenile			
Bad Checks	0	0			
Curfew/Loitering/Vagrancy Violations	0	0			
Disorderly Conduct	0	0			
Driving Under the Influence	1	0			
Drunkenness	0	0			
Family Offenses (Nonviolent)	0	0			
Liquor Law Violations	0	0			
Peeping Tom	0	0			
Trespass of Real Property	0	0			
All Other Offenses	0	0			
Total Group B	1	0			

(*) Offenses are counted using the FBI Units of Count for Crime

(**) The 'Arrests' column shows arrests made for incidents during the selected period, regardless of arrest date. Arrest counts for the same period may change over time.

Dickenson County Sheriff's Office - VA0260000 - NIBRS Agency Crime Overview - 2020

2020 Population Estimate			12,288	Offenses (*)	Arrests (**)	
				Reported	Adult	Juvenile
Law Enforcement Employees						
			Group A Offenses			
			Crimes Against Persons			
Sworn Male		26	Murder and Nonnegligent Manslaughter	1	0	0
Sworn Female		1	Negligent Manslaughter	0	0	0
Civilian Male		5	Kidnapping/Abduction	3	3	0
Civilian Female		9	Forcible Rape	1	0	0
			Forcible Sodomy	1	0	0
Total:		41	Sexual Assault With An Object	1	0	0
			Forcible Fondling	7	5	0
Offense Overview			Incest	0	0	0
Incident Total		276	Statutory Rape	0	0	0
Offense Total		356	Aggravated Assault	16	9	1
Group A Crimes per 100,000 population		2,246.1	Simple Assault	71	55	0
			Intimidation	7	3	2
			Human Trafficking, Commercial Sex Acts	0	0	0
			Human Trafficking, Involuntary Servitude	0	0	0
Arrest Overview			Crimes Against Property			
Total Arrests		435	Arson	0	0	0
Adult Arrests		429	Bribery	0	0	0
Juvenile Arrests		6	Burglary/Breaking & Entering	27	8	0
Unknown Age		0	Counterfeiting/Forgery	1	1	0
Arrests per 100,000 population		3,540.0	Destruction/Damage/Vandalism of Property	13	3	0
			Embezzlement	1	0	0
			Extortion/Blackmail	0	0	0
			False Pretenses/Swindle/Confidence Game	9	4	0
			Credit Card/Automatic Teller Fraud	29	1	0
			Impersonation	29	1	0
Group B Arrests			Welfare Fraud	1	0	0
Offense	Adult	Juvenile	Wire Fraud	1	0	0
Bad Checks	0	0	Identity Theft	4	0	0
Curfew/Loitering/Vagrancy Violations	0	0	Hacking/Computer Invasion	0	0	0
Disorderly Conduct	2	0	Robbery	1	1	0
Driving Under the Influence	32	0	Pocket-picking	1	1	0
Drunkenness	58	0	Purse-snatching	0	0	0
Family Offenses (Nonviolent)	0	0	Shoplifting	0	0	0
Liquor Law Violations	1	3	Theft From Building	6	0	0
Loitering/Trespassing	0	0	Theft From Coin Operated Machine or Device	0	0	0
Respass of Real Property	4	0	Theft From Motor Vehicle	2	0	0
All Other Offenses	187	0	Theft of Motor Vehicle Parts/Accessories	0	0	0
Total Group B	284	3	All Other Larceny	31	6	0
			Motor Vehicle Theft	11	2	0
			Stolen Property Offenses	1	2	0
			Crimes Against Society			
			Drug/Narcotic Violations	57	34	0
			Drug Equipment Violations	13	1	0
			Betting/Wagering	0	0	0
			Operating/Promoting/Assisting Gambling	0	0	0
			Gambling Equipment Violations	0	0	0
			Sports Tampering	0	0	0
			Pornography/Obscene Material	0	0	0
			Prostitution	0	0	0
			Assisting or Promoting Prostitution	0	0	0
			Purchasing Prostitution	0	0	0
			Weapon Law Violations	10	5	0
			Animal Cruelty	0	0	0
			Total Group A Offenses	356	145	3

(*) Offenses are counted using the FBI Units of Count for Crime

(**) The 'Arrests' column shows arrests made for incidents during the selected period, regardless of arrest date. Arrest counts for the same period may change over time.

Dinwiddie County Sheriff's Office - VA0270000 - NIBRS Agency Crime Overview - 2020

2020 Population Estimate		28,814	Offenses (*)	Arrests (**)	
			Reported	Adult	Juvenile
Law Enforcement Employees			Group A Offenses		
			Crimes Against Persons		
Sworn Male	49	Murder and Nonnegligent Manslaughter	1	3	0
Sworn Female	10	Negligent Manslaughter	0	0	0
Civilian Male	0	Kidnapping/Abduction	9	1	0
Civilian Female	4	Forcible Rape	1	0	0
Total:	63	Forcible Sodomy	4	0	0
		Sexual Assault With An Object	2	0	0
		Forcible Fondling	12	0	0
Offense Overview		Incest	0	0	0
Incident Total	594	Statutory Rape	0	0	0
Offense Total	706	Aggravated Assault	58	4	0
Group A Crimes per 100,000 population	2,061.5	Simple Assault	95	7	0
		Intimidation	9	1	0
		Human Trafficking, Commercial Sex Acts	0	0	0
		Human Trafficking, Involuntary Servitude	0	0	0
Arrest Overview		Crimes Against Property			
Total Arrests	59	Arson	2	0	0
Adult Arrests	59	Bribery	1	0	0
Juvenile Arrests	0	Burglary/Breaking & Entering	36	2	0
Unknown Age	0	Counterfeiting/Forgery	7	0	0
Arrests per 100,000 population	204.8	Destruction/Damage/Vandalism of Property	100	0	0
		Embezzlement	12	1	0
		Extortion/Blackmail	1	0	0
		False Pretenses/Swindle/Confidence Game	27	0	0
		Credit Card/Automatic Teller Fraud	11	0	0
		Impersonation	8	1	0
		Welfare Fraud	0	0	0
		Wire Fraud	0	0	0
		Identity Theft	0	0	0
		Hacking/Computer Invasion	0	0	0
		Robbery	4	2	0
		Pocket-picking	4	0	0
		Purse-snatching	0	0	0
		Shoplifting	2	0	0
		Theft From Building	0	0	0
		Theft From Coin Operated Machine or Device	0	0	0
		Theft From Motor Vehicle	0	0	0
		Theft of Motor Vehicle Parts/Accessories	0	0	0
		All Other Larceny	202	8	0
		Motor Vehicle Theft	13	0	0
		Stolen Property Offenses	1	0	0
		Crimes Against Society			
		Drug/Narcotic Violations	39	3	0
		Drug Equipment Violations	9	0	0
		Betting/Wagering	0	0	0
		Operating/Promoting/Assisting Gambling	0	0	0
		Gambling Equipment Violations	0	0	0
		Sports Tampering	0	0	0
		Pornography/Obscene Material	5	0	0
		Prostitution	0	0	0
		Assisting or Promoting Prostitution	0	0	0
		Purchasing Prostitution	0	0	0
		Weapon Law Violations	31	0	0
		Animal Cruelty	0	0	0
		Total Group A Offenses	706	33	0
		Group B Arrests			
Offense	Adult	Juvenile			
Bad Checks	0	0			
Curfew/Loitering/Vagrancy Violations	0	0			
Disorderly Conduct	0	0			
Driving Under the Influence	8	0			
Drunkenness	4	0			
Family Offenses (Nonviolent)	0	0			
Liquor Law Violations	0	0			
Peeping Tom	0	0			
Trespass of Real Property	3	0			
All Other Offenses	11	0			
Total Group B	26	0			

(*) Offenses are counted using the FBI Units of Count for Crime

(**) The 'Arrests' column shows arrests made for incidents during the selected period, regardless of arrest date. Arrest counts for the same period may change over time.

Dublin Police Department - VA0770200 - NIBRS Agency Crime Overview - 2020

2020 Population Estimate		2,584	Offenses (*)	Arrests (**)	
Law Enforcement Employees			Reported	Adult	Juvenile
Group A Offenses					
Crimes Against Persons					
Sworn Male	7	Murder and Nonnegligent Manslaughter	0	0	0
Sworn Female	0	Negligent Manslaughter	0	0	0
Civilian Male	0	Kidnapping/Abduction	0	0	0
Civilian Female	1	Forcible Rape	4	0	0
Total:	8	Forcible Sodomy	1	0	0
		Sexual Assault With An Object	1	0	0
		Forcible Fondling	0	0	0
		Incest	0	0	0
Incident Total	85	Statutory Rape	0	0	0
Offense Total	108	Aggravated Assault	2	2	0
Group A Crimes per 100,000 population	3,289.5	Simple Assault	11	9	0
		Intimidation	0	0	0
		Human Trafficking, Commercial Sex Acts	0	0	0
		Human Trafficking, Involuntary Servitude	0	0	0
Arrest Overview					
Crimes Against Property					
Total Arrests	84	Arson	0	0	0
Adult Arrests	78	Bribery	1	0	0
Juvenile Arrests	6	Burglary/Breaking & Entering	0	0	0
Unknown Age	0	Counterfeiting/Forgery	4	0	0
Arrests per 100,000 population	3,250.8	Destruction/Damage/Vandalism of Property	8	1	4
		Embezzlement	0	0	0
		Extortion/Blackmail	0	0	0
		False Pretenses/Swindle/Confidence Game	5	1	0
		Credit Card/Automatic Teller Fraud	0	1	0
		Impersonation	0	0	0
		Welfare Fraud	0	0	0
		Wire Fraud	0	0	0
		Identity Theft	2	0	0
		Hacking/Computer Invasion	0	0	0
		Robbery	1	1	0
		Pocket-picking	0	0	0
		Purse-snatching	0	0	0
		Shoplifting	4	2	0
		Theft From Building	0	0	0
		Theft From Coin Operated Machine or Device	0	0	0
		Theft From Motor Vehicle	1	0	0
		Theft of Motor Vehicle Parts/Accessories	0	0	0
		All Other Larceny	18	4	0
		Motor Vehicle Theft	5	0	0
		Stolen Property Offenses	0	0	0
Crimes Against Society					
		Drug/Narcotic Violations	29	20	2
		Drug Equipment Violations	6	0	0
		Betting/Wagering	0	0	0
		Operating/Promoting/Assisting Gambling	0	0	0
		Gambling Equipment Violations	0	0	0
		Sports Tampering	0	0	0
		Pornography/Obscene Material	0	0	0
		Prostitution	0	0	0
		Assisting or Promoting Prostitution	0	0	0
		Purchasing Prostitution	0	0	0
		Weapon Law Violations	5	4	0
		Animal Cruelty	0	0	0
Total Group A Offenses			108	45	6
Group B Arrests					
Offense	Adult	Juvenile			
Bad Checks	0	0			
Curfew/Loitering/Vagrancy Violations	0	0			
Disorderly Conduct	1	0			
Driving Under the Influence	4	0			
Drunkenness	6	0			
Family Offenses (Nonviolent)	0	0			
Liquor Law Violations	0	0			
Peeping Tom	0	0			
Trespass of Real Property	1	0			
All Other Offenses	21	0			
Total Group B	33	0			

(*) Offenses are counted using the FBI Units of Count for Crime

(**) The 'Arrests' column shows arrests made for incidents during the selected period, regardless of arrest date. Arrest counts for the same period may change over time.

Dumfries Police Department - VA0750600 - NIBRS Agency Crime Overview - 2020

2020 Population Estimate		5,922	Offenses (*)	Arrests (**)	
Law Enforcement Employees			Reported	Adult	Juvenile
Group A Offenses					
Crimes Against Persons					
Sworn Male	7	Murder and Nonnegligent Manslaughter	0	0	0
Sworn Female	3	Negligent Manslaughter	0	0	0
Civilian Male	0	Kidnapping/Abduction	0	0	0
Civilian Female	1	Forcible Rape	0	0	0
Total:	11	Forcible Sodomy	0	0	0
		Sexual Assault With An Object	1	0	0
		Forcible Fondling	0	0	0
		Incest	0	0	0
Incident Total	97	Statutory Rape	0	0	0
Offense Total	113	Aggravated Assault	0	0	0
Group A Crimes per 100,000 population	1,638.0	Simple Assault	23	11	0
		Intimidation	0	0	0
		Human Trafficking, Commercial Sex Acts	0	0	0
		Human Trafficking, Involuntary Servitude	0	0	0
Arrest Overview					
Crimes Against Property					
Total Arrests	42	Arson	0	0	0
Adult Arrests	42	Bribery	0	0	0
Juvenile Arrests	0	Burglary/Breaking & Entering	1	0	0
Unknown Age	0	Counterfeiting/Forgery	2	0	0
Arrests per 100,000 population	709.2	Destruction/Damage/Vandalism of Property	14	0	0
		Embezzlement	0	0	0
		Extortion/Blackmail	0	0	0
		False Pretenses/Swindle/Confidence Game	3	0	0
		Credit Card/Automatic Teller Fraud	2	0	0
		Impersonation	0	0	0
		Welfare Fraud	0	0	0
		Wire Fraud	0	0	0
		Identity Theft	1	0	0
		Hacking/Computer Invasion	0	0	0
		Robbery	1	0	0
		Pocket-picking	0	0	0
		Purse-snatching	0	0	0
		Shoplifting	4	2	0
		Theft From Building	1	0	0
		Theft From Coin Operated Machine or Device	0	0	0
		Theft From Motor Vehicle	5	0	0
		Theft of Motor Vehicle Parts/Accessories	3	0	0
		All Other Larceny	16	0	0
		Motor Vehicle Theft	22	0	0
		Stolen Property Offenses	0	0	0
Group B Arrests					
Offense	Adult	Juvenile			
Bad Checks	0	0			
Curfew/Loitering/Vagrancy Violations	0	0			
Disorderly Conduct	1	0			
Driving Under the Influence	3	0			
Drunkenness	1	0			
Family Offenses (Nonviolent)	1	0			
Liquor Law Violations	0	0			
Peeping Tom	0	0			
Trespass of Real Property	2	0			
All Other Offenses	17	0			
Total Group B	25	0			
Crimes Against Society					
		Drug/Narcotic Violations	14	4	0
		Drug Equipment Violations	0	0	0
		Betting/Wagering	0	0	0
		Operating/Promoting/Assisting Gambling	0	0	0
		Gambling Equipment Violations	0	0	0
		Sports Tampering	0	0	0
		Pornography/Obscene Material	0	0	0
		Prostitution	0	0	0
		Assisting or Promoting Prostitution	0	0	0
		Purchasing Prostitution	0	0	0
		Weapon Law Violations	0	0	0
		Animal Cruelty	0	0	0
		Total Group A Offenses	113	17	0

(*) Offenses are counted using the FBI Units of Count for Crime

(**) The 'Arrests' column shows arrests made for incidents during the selected period, regardless of arrest date. Arrest counts for the same period may change over time.

Eastville Police Department - VA0650300 - NIBRS Agency Crime Overview - 2020

2020 Population Estimate			N/A	Offenses (*)		Arrests (**)	
				Group A Offenses	Reported	Adult	Juvenile
Law Enforcement Employees			Crimes Against Persons				
Sworn Male		4	Murder and Nonnegligent Manslaughter		0	0	0
Sworn Female		0	Negligent Manslaughter		0	0	0
Civilian Male		0	Kidnapping/Abduction		0	0	0
Civilian Female		0	Forcible Rape		0	0	0
		0	Forcible Sodomy		0	0	0
Total:		4	Sexual Assault With An Object		0	0	0
			Forcible Fondling		0	0	0
Offense Overview				Incest	0	0	0
Incident Total		4	Statutory Rape		0	0	0
Offense Total		5	Aggravated Assault		0	0	0
Group A Crimes per 100,000 population		N/A	Simple Assault		1	1	0
			Intimidation		0	0	0
			Human Trafficking, Commercial Sex Acts		0	0	0
			Human Trafficking, Involuntary Servitude		0	0	0
Arrest Overview			Crimes Against Property				
Total Arrests		6	Arson		0	0	0
Adult Arrests		6	Bribery		0	0	0
Juvenile Arrests		0	Burglary/Breaking & Entering		0	0	0
Unknown Age		0	Counterfeiting/Forgery		0	0	0
Arrests per 100,000 population		N/A	Destruction/Damage/Vandalism of Property		0	0	0
			Embezzlement		0	0	0
			Extortion/Blackmail		0	0	0
			False Pretenses/Swindle/Confidence Game		2	1	0
			Credit Card/Automatic Teller Fraud		0	0	0
			Impersonation		0	0	0
			Welfare Fraud		0	0	0
			Wire Fraud		0	0	0
			Identity Theft		0	0	0
			Hacking/Computer Invasion		0	0	0
			Robbery		0	0	0
			Pocket-picking		0	0	0
			Purse-snatching		0	0	0
			Shoplifting		0	0	0
			Theft From Building		0	0	0
			Theft From Coin Operated Machine or Device		0	0	0
			Theft From Motor Vehicle		0	0	0
			Theft of Motor Vehicle Parts/Accessories		0	0	0
			All Other Larceny		0	0	0
			Motor Vehicle Theft		0	0	0
Total Group B			Stolen Property Offenses		0	0	0
			Crimes Against Society				
			Drug/Narcotic Violations		1	1	0
			Drug Equipment Violations		0	0	0
			Betting/Wagering		0	0	0
			Operating/Promoting/Assisting Gambling		0	0	0
			Gambling Equipment Violations		0	0	0
			Sports Tampering		0	0	0
			Pornography/Obscene Material		0	0	0
			Prostitution		0	0	0
			Assisting or Promoting Prostitution		0	0	0
			Purchasing Prostitution		0	0	0
			Weapon Law Violations		1	0	0
			Animal Cruelty		0	0	0
			Total Group A Offenses		5	3	0

(*) Offenses are counted using the FBI Units of Count for Crime

(**) The 'Arrests' column shows arrests made for incidents during the selected period, regardless of arrest date. Arrest counts for the same period may change over time.

Elkton Police Department - VA0820400 - NIBRS Agency Crime Overview - 2020

2020 Population Estimate		2,903	Offenses (*)	Arrests (**)	
Law Enforcement Employees			Reported	Adult	Juvenile
Group A Offenses					
Crimes Against Persons					
Sworn Male	3	Murder and Nonnegligent Manslaughter	0	0	0
Sworn Female	1	Negligent Manslaughter	0	0	0
Civilian Male	0	Kidnapping/Abduction	0	0	0
Civilian Female	1	Forcible Rape	0	0	0
Total:	5	Forcible Sodomy	1	0	0
		Sexual Assault With An Object	0	0	0
		Forcible Fondling	0	0	0
		Incest	0	0	0
Incident Total	38	Statutory Rape	0	0	0
Offense Total	40	Aggravated Assault	1	0	0
Group A Crimes per 100,000 population	1,309.0	Simple Assault	4	0	0
		Intimidation	0	0	0
		Human Trafficking, Commercial Sex Acts	0	0	0
		Human Trafficking, Involuntary Servitude	0	0	0
Arrest Overview					
Crimes Against Property					
Total Arrests	0	Arson	0	0	0
Adult Arrests	0	Bribery	0	0	0
Juvenile Arrests	0	Burglary/Breaking & Entering	0	0	0
Unknown Age	0	Counterfeiting/Forgery	1	0	0
Arrests per 100,000 population	0.0	Destruction/Damage/Vandalism of Property	5	0	0
		Embezzlement	0	0	0
		Extortion/Blackmail	0	0	0
		False Pretenses/Swindle/Confidence Game	1	0	0
		Credit Card/Automatic Teller Fraud	0	0	0
		Impersonation	0	0	0
		Welfare Fraud	0	0	0
		Wire Fraud	1	0	0
		Identity Theft	0	0	0
		Hacking/Computer Invasion	0	0	0
		Robbery	0	0	0
		Pocket-picking	0	0	0
		Purse-snatching	0	0	0
		Shoplifting	2	0	0
		Theft From Building	0	0	0
		Theft From Coin Operated Machine or Device	0	0	0
		Theft From Motor Vehicle	0	0	0
		Theft of Motor Vehicle Parts/Accessories	0	0	0
		All Other Larceny	12	0	0
		Motor Vehicle Theft	3	0	0
		Stolen Property Offenses	0	0	0
Group B Arrests					
Offense	Adult	Juvenile			
Bad Checks	0	0			
Curfew/Loitering/Vagrancy Violations	0	0			
Disorderly Conduct	0	0			
Driving Under the Influence	0	0			
Drunkenness	0	0			
Family Offenses (Nonviolent)	0	0			
Liquor Law Violations	0	0			
Peeping Tom	0	0			
Trespass of Real Property	0	0			
All Other Offenses	0	0			
Total Group B	0	0			
Crimes Against Society					
		Drug/Narcotic Violations	8	0	0
		Drug Equipment Violations	0	0	0
		Betting/Wagering	0	0	0
		Operating/Promoting/Assisting Gambling	0	0	0
		Gambling Equipment Violations	0	0	0
		Sports Tampering	0	0	0
		Pornography/Obscene Material	0	0	0
		Prostitution	0	0	0
		Assisting or Promoting Prostitution	0	0	0
		Purchasing Prostitution	0	0	0
		Weapon Law Violations	1	0	0
		Animal Cruelty	0	0	0
		Total Group A Offenses	40	0	0

(*) Offenses are counted using the FBI Units of Count for Crime

(**) The 'Arrests' column shows arrests made for incidents during the selected period, regardless of arrest date. Arrest counts for the same period may change over time.

Emporia Police Department - VA0400100 - NIBRS Agency Crime Overview - 2020

2020 Population Estimate		5,630	Offenses (*)	Arrests (**)	
Law Enforcement Employees			Reported	Adult	Juvenile
Group A Offenses					
Crimes Against Persons					
Sworn Male	24	Murder and Nonnegligent Manslaughter	2	0	0
Sworn Female	2	Negligent Manslaughter	0	0	0
Civilian Male	1	Kidnapping/Abduction	1	1	0
Civilian Female	10	Forcible Rape	2	0	0
Total:	37	Forcible Sodomy	0	0	0
		Sexual Assault With An Object	0	0	0
		Forcible Fondling	2	2	0
		Incest	0	0	0
Incident Total	470	Statutory Rape	0	0	0
Offense Total	524	Aggravated Assault	12	7	1
Group A Crimes per 100,000 population	8,348.1	Simple Assault	122	69	0
		Intimidation	5	1	1
		Human Trafficking, Commercial Sex Acts	0	0	0
		Human Trafficking, Involuntary Servitude	0	0	0
Arrest Overview					
Crimes Against Property					
Total Arrests	294	Arson	3	1	0
Adult Arrests	290	Bribery	0	0	0
Juvenile Arrests	4	Burglary/Breaking & Entering	31	7	0
Unknown Age	0	Counterfeiting/Forgery	11	1	0
Arrests per 100,000 population	5,222.0	Destruction/Damage/Vandalism of Property	84	9	0
		Embezzlement	2	1	0
		Extortion/Blackmail	0	0	0
		False Pretenses/Swindle/Confidence Game	8	0	0
		Credit Card/Automatic Teller Fraud	8	1	0
		Impersonation	5	3	0
		Welfare Fraud	0	0	0
		Wire Fraud	0	0	0
		Identity Theft	0	0	0
		Hacking/Computer Invasion	0	0	0
		Robbery	4	1	0
		Pocket-picking	11	7	1
		Purse-snatching	0	0	0
		Shoplifting	21	14	0
		Theft From Building	1	0	0
		Theft From Coin Operated Machine or Device	1	0	0
		Theft From Motor Vehicle	0	0	0
		Theft of Motor Vehicle Parts/Accessories	15	0	0
		All Other Larceny	94	3	0
		Motor Vehicle Theft	11	1	0
		Stolen Property Offenses	2	1	0
Crimes Against Society					
		Drug/Narcotic Violations	36	20	0
		Drug Equipment Violations	0	0	0
		Betting/Wagering	0	0	0
		Operating/Promoting/Assisting Gambling	0	0	0
		Gambling Equipment Violations	0	0	0
		Sports Tampering	0	0	0
		Pornography/Obscene Material	3	0	0
		Prostitution	1	0	0
		Assisting or Promoting Prostitution	0	0	0
		Purchasing Prostitution	0	0	0
		Weapon Law Violations	26	9	1
		Animal Cruelty	0	0	0
Total Group A Offenses			524	159	4
Group B Arrests					
Offense	Adult	Juvenile			
Bad Checks	0	0			
Curfew/Loitering/Vagrancy Violations	0	0			
Disorderly Conduct	18	0			
Driving Under the Influence	25	0			
Drunkenness	10	0			
Family Offenses (Nonviolent)	4	0			
Liquor Law Violations	1	0			
Peeping Tom	0	0			
Trespass of Real Property	9	0			
All Other Offenses	64	0			
Total Group B	131	0			

(*) Offenses are counted using the FBI Units of Count for Crime

(**) The 'Arrests' column shows arrests made for incidents during the selected period, regardless of arrest date. Arrest counts for the same period may change over time.

Essex County Sheriff Office - VA0280000 - NIBRS Agency Crime Overview - 2020

2020 Population Estimate		8,447	Offenses (*)	Arrests (**)	
Law Enforcement Employees			Reported	Adult	Juvenile
Sworn Male		14			
Sworn Female		1			
Civilian Male		0			
Civilian Female		6			
Total:		21			
Offense Overview					
Incident Total		104			
Offense Total		104			
Group A Crimes per 100,000 population		1,231.2			
Arrest Overview					
Total Arrests		71			
Adult Arrests		71			
Juvenile Arrests		0			
Unknown Age		0			
Arrests per 100,000 population		840.5			
Group B Arrests					
Offense	Adult	Juvenile			
Bad Checks	0	0			
Curfew/Loitering/Vagrancy Violations	0	0			
Disorderly Conduct	1	0			
Driving Under the Influence	2	0			
Drunkenness	4	0			
Family Offenses (Nonviolent)	0	0			
Liquor Law Violations	0	0			
Peeping Tom	0	0			
Trespass of Real Property	3	0			
All Other Offenses	10	0			
Total Group B	20	0			
Group A Offenses					
Crimes Against Persons					
Murder and Nonnegligent Manslaughter			0	0	0
Negligent Manslaughter			0	0	0
Kidnapping/Abduction			0	0	0
Forcible Rape			4	1	0
Forcible Sodomy			0	0	0
Sexual Assault With An Object			0	0	0
Forcible Fondling			1	1	0
Incest			0	0	0
Statutory Rape			0	0	0
Aggravated Assault			8	8	0
Simple Assault			17	16	0
Intimidation			1	1	0
Human Trafficking, Commercial Sex Acts			0	0	0
Human Trafficking, Involuntary Servitude			0	0	0
Crimes Against Property					
Arson			0	0	0
Bribery			0	0	0
Burglary/Breaking & Entering			8	2	0
Counterfeiting/Forgery			0	0	0
Destruction/Damage/Vandalism of Property			13	3	0
Embezzlement			1	0	0
Extortion/Blackmail			0	0	0
False Pretenses/Swindle/Confidence Game			2	2	0
Credit Card/Automatic Teller Fraud			3	0	0
Impersonation			4	0	0
Welfare Fraud			0	0	0
Wire Fraud			2	0	0
Identity Theft			0	0	0
Hacking/Computer Invasion			0	0	0
Robbery			1	1	0
Pocket-picking			0	0	0
Purse-snatching			0	0	0
Shoplifting			0	0	0
Theft From Building			0	0	0
Theft From Coin Operated Machine or Device			0	0	0
Theft From Motor Vehicle			3	0	0
Theft of Motor Vehicle Parts/Accessories			3	0	0
All Other Larceny			2	1	0
Motor Vehicle Theft			5	0	0
Stolen Property Offenses			0	0	0
Crimes Against Society					
Drug/Narcotic Violations			23	12	0
Drug Equipment Violations			0	0	0
Betting/Wagering			0	0	0
Operating/Promoting/Assisting Gambling			0	0	0
Gambling Equipment Violations			0	0	0
Sports Tampering			0	0	0
Pornography/Obscene Material			0	0	0
Prostitution			0	0	0
Assisting or Promoting Prostitution			0	0	0
Purchasing Prostitution			0	0	0
Weapon Law Violations			3	3	0
Animal Cruelty			0	0	0
Total Group A Offenses			104	51	0

(*) Offenses are counted using the FBI Units of Count for Crime

(**) The 'Arrests' column shows arrests made for incidents during the selected period, regardless of arrest date. Arrest counts for the same period may change over time.

Exmore Police Department - VA0650200 - NIBRS Agency Crime Overview - 2020

2020 Population Estimate		1,372	Offenses (*)	Arrests (**)	
Law Enforcement Employees			Reported	Adult	Juvenile
Sworn Male		7			
Sworn Female		0			
Civilian Male		0			
Civilian Female		0			
Total:		7			
Offense Overview					
Incident Total		74			
Offense Total		80			
Group A Crimes per 100,000 population		5,393.6			
Arrest Overview					
Total Arrests		21			
Adult Arrests		21			
Juvenile Arrests		0			
Unknown Age		0			
Arrests per 100,000 population		1,530.6			
Group B Arrests					
Offense	Adult	Juvenile			
Bad Checks	0	0			
Curfew/Loitering/Vagrancy Violations	0	0			
Disorderly Conduct	0	0			
Driving Under the Influence	5	0			
Drunkenness	3	0			
Family Offenses (Nonviolent)	0	0			
Liquor Law Violations	0	0			
Peeping Tom	0	0			
Trespass of Real Property	0	0			
All Other Offenses	2	0			
Total Group B	10	0			
Group A Offenses					
Crimes Against Persons					
Murder and Nonnegligent Manslaughter			0	0	0
Negligent Manslaughter			0	0	0
Kidnapping/Abduction			0	0	0
Forcible Rape			0	0	0
Forcible Sodomy			0	0	0
Sexual Assault With An Object			0	0	0
Forcible Fondling			0	0	0
Incest			0	0	0
Statutory Rape			0	0	0
Aggravated Assault			7	1	0
Simple Assault			10	3	0
Intimidation			0	0	0
Human Trafficking, Commercial Sex Acts			0	0	0
Human Trafficking, Involuntary Servitude			0	0	0
Crimes Against Property					
Arson			1	0	0
Bribery			0	0	0
Burglary/Breaking & Entering			5	0	0
Counterfeiting/Forgery			4	0	0
Destruction/Damage/Vandalism of Property			10	2	0
Embezzlement			1	0	0
Extortion/Blackmail			0	0	0
False Pretenses/Swindle/Confidence Game			4	0	0
Credit Card/Automatic Teller Fraud			2	0	0
Impersonation			2	0	0
Welfare Fraud			0	0	0
Wire Fraud			0	0	0
Identity Theft			0	0	0
Hacking/Computer Invasion			0	0	0
Robbery			0	0	0
Pocket-picking			0	0	0
Purse-snatching			0	0	0
Shoplifting			3	0	0
Theft From Building			0	0	0
Theft From Coin Operated Machine or Device			0	0	0
Theft From Motor Vehicle			5	0	0
Theft of Motor Vehicle Parts/Accessories			2	0	0
All Other Larceny			18	4	0
Motor Vehicle Theft			1	0	0
Stolen Property Offenses			1	0	0
Crimes Against Society					
Drug/Narcotic Violations			2	0	0
Drug Equipment Violations			0	0	0
Betting/Wagering			0	0	0
Operating/Promoting/Assisting Gambling			0	0	0
Gambling Equipment Violations			0	0	0
Sports Tampering			0	0	0
Pornography/Obscene Material			0	0	0
Prostitution			0	0	0
Assisting or Promoting Prostitution			0	0	0
Purchasing Prostitution			0	0	0
Weapon Law Violations			2	1	0
Animal Cruelty			0	0	0
Total Group A Offenses			80	11	0

(*) Offenses are counted using the FBI Units of Count for Crime

(**) The 'Arrests' column shows arrests made for incidents during the selected period, regardless of arrest date. Arrest counts for the same period may change over time.

Fairfax City Police - VA1075000 - NIBRS Agency Crime Overview - 2020

2020 Population Estimate		23,937	Offenses (*)	Arrests (**)	
Law Enforcement Employees			Reported	Adult	Juvenile
Sworn Male		47	Group A Offenses		
Sworn Female		12	Crimes Against Persons		
Civilian Male		9	Murder and Nonnegligent Manslaughter	0	0
Civilian Female		15	Negligent Manslaughter	0	0
Total:		83	Kidnapping/Abduction	6	0
			Forcible Rape	2	0
			Forcible Sodomy	0	0
			Sexual Assault With An Object	1	0
			Forcible Fondling	8	0
			Incest	0	0
Incident Total		851	Statutory Rape	0	0
Offense Total		924	Aggravated Assault	5	1
Group A Crimes per 100,000 population		3,555.2	Simple Assault	155	32
			Intimidation	12	3
			Human Trafficking, Commercial Sex Acts	0	0
			Human Trafficking, Involuntary Servitude	0	0
Arrest Overview			Crimes Against Property		
Total Arrests		320	Arson	0	0
Adult Arrests		320	Bribery	0	0
Juvenile Arrests		0	Burglary/Breaking & Entering	34	0
Unknown Age		0	Counterfeiting/Forgery	9	0
Arrests per 100,000 population		1,336.8	Destruction/Damage/Vandalism of Property	142	9
			Embezzlement	7	3
			Extortion/Blackmail	4	0
			False Pretenses/Swindle/Confidence Game	38	1
			Credit Card/Automatic Teller Fraud	23	0
			Impersonation	3	2
			Welfare Fraud	0	0
			Wire Fraud	0	0
			Identity Theft	15	0
			Hacking/Computer Invasion	0	0
			Robbery	12	4
			Pocket-picking	3	2
			Purse-snatching	0	0
			Shoplifting	121	19
			Theft From Building	44	8
			Theft From Coin Operated Machine or Device	0	0
			Theft From Motor Vehicle	59	0
			Theft of Motor Vehicle Parts/Accessories	2	0
			All Other Larceny	106	7
			Motor Vehicle Theft	41	4
			Stolen Property Offenses	1	2
			Crimes Against Society		
			Drug/Narcotic Violations	38	22
			Drug Equipment Violations	2	1
			Betting/Wagering	0	0
			Operating/Promoting/Assisting Gambling	0	0
			Gambling Equipment Violations	0	0
			Sports Tampering	0	0
			Pornography/Obscene Material	23	4
			Prostitution	0	0
			Assisting or Promoting Prostitution	0	0
			Purchasing Prostitution	0	0
			Weapon Law Violations	8	5
			Animal Cruelty	0	0
			Total Group A Offenses	924	130
			Crimes Against Society		
			Drug/Narcotic Violations	38	22
			Drug Equipment Violations	2	1
			Betting/Wagering	0	0
			Operating/Promoting/Assisting Gambling	0	0
			Gambling Equipment Violations	0	0
			Sports Tampering	0	0
			Pornography/Obscene Material	23	4
			Prostitution	0	0
			Assisting or Promoting Prostitution	0	0
			Purchasing Prostitution	0	0
			Weapon Law Violations	8	5
			Animal Cruelty	0	0
			Total Group A Offenses	924	130

(*) Offenses are counted using the FBI Units of Count for Crime

(**) The 'Arrests' column shows arrests made for incidents during the selected period, regardless of arrest date. Arrest counts for the same period may change over time.

Fairfax County Police Department - VA0290100 - NIBRS Agency Crime Overview - 2020

2020 Population Estimate		1,105,077	Offenses (*)		Arrests (**)	
			Group A Offenses	Reported	Adult	Juvenile
Law Enforcement Employees			Crimes Against Persons			
Sworn Male	1,228		Murder and Nonnegligent Manslaughter	16	12	0
Sworn Female	235		Negligent Manslaughter	0	0	0
Civilian Male	91		Kidnapping/Abduction	115	84	4
Civilian Female	159		Forcible Rape	103	4	1
			Forcible Sodomy	41	17	2
Total:	1,713		Sexual Assault With An Object	15	7	0
			Forcible Fondling	97	30	6
Offense Overview			Incest	5	1	0
Incident Total	31,187		Statutory Rape	4	3	0
Offense Total	35,249		Aggravated Assault	446	234	20
Group A Crimes per 100,000 population	2,822.2		Simple Assault	6,517	1,488	178
			Intimidation	874	49	6
			Human Trafficking, Commercial Sex Acts	1	1	0
			Human Trafficking, Involuntary Servitude	0	0	0
Arrest Overview			Crimes Against Property			
Total Arrests	12,127		Arson	15	1	0
Adult Arrests	10,781		Bribery	1	1	0
Juvenile Arrests	1,346		Burglary/Breaking & Entering	626	88	15
Unknown Age	0		Counterfeiting/Forgery	289	58	1
Arrests per 100,000 population	1,097.4		Destruction/Damage/Vandalism of Property	4,705	181	41
			Embezzlement	103	54	3
			Extortion/Blackmail	128	0	0
			False Pretenses/Swindle/Confidence Game	1,624	125	8
			Credit Card/Automatic Teller Fraud	465	9	2
			Impersonation	1,575	51	6
			Welfare Fraud	0	0	0
			Wire Fraud	61	0	0
			Identity Theft	0	0	0
			Hacking/Computer Invasion	0	0	0
			Robbery	313	82	19
			Pocket-picking	31	90	33
			Purse-snatching	17	0	0
			Shoplifting	3,892	130	19
			Theft From Building	994	0	0
			Theft From Coin Operated Machine or Device	1	0	0
			Theft From Motor Vehicle	3,358	0	0
			Theft of Motor Vehicle Parts/Accessories	435	0	0
			All Other Larceny	3,167	1,560	319
			Motor Vehicle Theft	1,281	79	38
			Stolen Property Offenses	43	35	11
Group B Arrests			Crimes Against Society			
Offense	Adult	Juvenile	Drug/Narcotic Violations	2,726	1,606	209
Bad Checks	6	0	Drug Equipment Violations	249	13	0
Curfew/Loitering/Vagrancy Violations	0	0	Betting/Wagering	0	0	0
Disorderly Conduct	93	15	Operating/Promoting/Assisting Gambling	0	0	0
Driving Under the Influence	1,138	9	Gambling Equipment Violations	0	0	0
Drunkenness	1,419	12	Sports Tampering	0	0	0
Family Offenses (Nonviolent)	22	0	Pornography/Obscene Material	242	13	0
Liquor Law Violations	88	21	Prostitution	22	0	0
Peeping Tom	9	0	Assisting or Promoting Prostitution	3	8	0
Trespass of Real Property	421	200	Purchasing Prostitution	0	0	0
All Other Offenses	1,422	141	Weapon Law Violations	524	47	7
Total Group B	4,618	398	Animal Cruelty	125	2	0
			Total Group A Offenses	35,249	6,163	948

(*) Offenses are counted using the FBI Units of Count for Crime

(**) The 'Arrests' column shows arrests made for incidents during the selected period, regardless of arrest date. Arrest counts for the same period may change over time.

Falls Church Police Department - VA1080000 - NIBRS Agency Crime Overview - 2020

2020 Population Estimate			14,593		Offenses (*)	Arrests (**)	
				Group A Offenses	Reported	Adult	Juvenile
Law Enforcement Employees				Crimes Against Persons			
Sworn Male		26		Murder and Nonnegligent Manslaughter	1	1	0
Sworn Female		6		Negligent Manslaughter	0	0	0
Civilian Male		6		Kidnapping/Abduction	2	2	0
Civilian Female		10		Forcible Rape	2	0	0
Total:		48		Forcible Sodomy	0	0	0
				Sexual Assault With An Object	0	1	0
				Forcible Fondling	8	1	0
Offense Overview				Incest	0	0	0
Incident Total		451		Statutory Rape	0	0	0
Offense Total		508		Aggravated Assault	12	1	0
Group A Crimes per 100,000 population		3,090.5		Simple Assault	71	14	2
				Intimidation	9	3	0
				Human Trafficking, Commercial Sex Acts	0	0	0
				Human Trafficking, Involuntary Servitude	0	0	0
Arrest Overview				Crimes Against Property			
Total Arrests		238		Arson	2	1	0
Adult Arrests		226		Bribery	1	0	0
Juvenile Arrests		12		Burglary/Breaking & Entering	17	1	0
Unknown Age		0		Counterfeiting/Forgery	4	2	0
Arrests per 100,000 population		1,630.9		Destruction/Damage/Vandalism of Property	81	1	0
				Embezzlement	2	1	0
				Extortion/Blackmail	2	0	0
				False Pretenses/Swindle/Confidence Game	16	0	0
				Credit Card/Automatic Teller Fraud	14	0	0
				Impersonation	3	0	0
				Welfare Fraud	0	0	0
Group B Arrests				Wire Fraud	6	0	0
Offense	Adult	Juvenile		Identity Theft	5	0	0
Bad Checks	0	0		Hacking/Computer Invasion	0	0	0
Curfew/Loitering/Vagrancy Violations	0	0		Robbery	5	0	0
Disorderly Conduct	3	0		Pocket-picking	0	6	0
Driving Under the Influence	62	0		Purse-snatching	0	0	0
Drunkenness	29	0		Shoplifting	42	1	0
Family Offenses (Nonviolent)	2	0		Theft From Building	51	0	0
Liquor Law Violations	6	0		Theft From Coin Operated Machine or Device	0	0	0
Keeping Tom	0	0		Theft From Motor Vehicle	54	0	0
Trespass of Real Property	20	1		Theft of Motor Vehicle Parts/Accessories	11	0	0
All Other Offenses	42	4		All Other Larceny	24	3	0
Total Group B	164	5		Motor Vehicle Theft	29	1	0
				Stolen Property Offenses	0	0	0
				Crimes Against Society			
				Drug/Narcotic Violations	31	22	3
				Drug Equipment Violations	2	0	0
				Betting/Wagering	0	0	0
				Operating/Promoting/Assisting Gambling	0	0	0
				Gambling Equipment Violations	0	0	0
				Sports Tampering	0	0	0
				Pornography/Obscene Material	1	0	0
				Prostitution	0	0	0
				Assisting or Promoting Prostitution	0	0	0
				Purchasing Prostitution	0	0	0
				Weapon Law Violations	0	0	2
				Animal Cruelty	0	0	0
				Total Group A Offenses	508	62	7

(*) Offenses are counted using the FBI Units of Count for Crime

(**) The 'Arrests' column shows arrests made for incidents during the selected period, regardless of arrest date. Arrest counts for the same period may change over time.

Farmville Police Department - VA0730100 - NIBRS Agency Crime Overview - 2020

2020 Population Estimate		7,846	Offenses (*)	Arrests (**)	
Law Enforcement Employees			Reported	Adult	Juvenile
Sworn Male		23	Group A Offenses		
Sworn Female		3	Crimes Against Persons		
Civilian Male		0	Murder and Nonnegligent Manslaughter	0	0
Civilian Female		2	Negligent Manslaughter	0	0
Total:		28	Kidnapping/Abduction	1	0
			Forcible Rape	3	0
			Forcible Sodomy	0	0
			Sexual Assault With An Object	0	0
			Forcible Fondling	2	0
			Incest	0	0
			Statutory Rape	0	0
			Aggravated Assault	18	2
			Simple Assault	52	22
			Intimidation	8	0
			Human Trafficking, Commercial Sex Acts	0	0
			Human Trafficking, Involuntary Servitude	0	0
			Crimes Against Property		
			Arson	1	0
			Bribery	0	0
			Burglary/Breaking & Entering	3	2
			Counterfeiting/Forgery	9	0
			Destruction/Damage/Vandalism of Property	71	3
			Embezzlement	4	3
			Extortion/Blackmail	2	0
			False Pretenses/Swindle/Confidence Game	14	0
			Credit Card/Automatic Teller Fraud	9	0
			Impersonation	10	1
			Welfare Fraud	0	0
			Wire Fraud	0	0
			Identity Theft	0	0
			Hacking/Computer Invasion	0	0
			Robbery	0	0
			Pocket-picking	0	0
			Purse-snatching	1	0
			Shoplifting	59	23
			Theft From Building	16	0
			Theft From Coin Operated Machine or Device	0	0
			Theft From Motor Vehicle	16	0
			Theft of Motor Vehicle Parts/Accessories	6	4
			All Other Larceny	61	8
			Motor Vehicle Theft	2	1
			Stolen Property Offenses	2	2
			Crimes Against Society		
			Drug/Narcotic Violations	31	13
			Drug Equipment Violations	3	1
			Betting/Wagering	0	0
			Operating/Promoting/Assisting Gambling	0	0
			Gambling Equipment Violations	0	0
			Sports Tampering	0	0
			Pornography/Obscene Material	1	0
			Prostitution	0	0
			Assisting or Promoting Prostitution	0	0
			Purchasing Prostitution	0	0
			Weapon Law Violations	20	10
			Animal Cruelty	0	0
			Total Group A Offenses	425	96
					1
Group B Arrests					
Offense	Adult	Juvenile			
Bad Checks	0	0			
Curfew/Loitering/Vagrancy Violations	0	0			
Disorderly Conduct	2	0			
Driving Under the Influence	9	0			
Drunkenness	21	0			
Family Offenses (Nonviolent)	0	0			
Liquor Law Violations	0	0			
Peeping Tom	0	0			
Trespass of Real Property	4	0			
All Other Offenses	10	0			
Total Group B	46	0			

(*) Offenses are counted using the FBI Units of Count for Crime

(**) The 'Arrests' column shows arrests made for incidents during the selected period, regardless of arrest date. Arrest counts for the same period may change over time.

Fauquier County Sheriff's Office - VA0300000 - NIBRS Agency Crime Overview - 2020

2020 Population Estimate			60,311	Offenses (*)	Arrests (**)	
				Reported	Adult	Juvenile
Law Enforcement Employees						
			Crimes Against Persons			
Sworn Male		121	Murder and Nonnegligent Manslaughter	3	1	1
Sworn Female		21	Negligent Manslaughter	0	0	0
Civilian Male		6	Kidnapping/Abduction	5	5	0
Civilian Female		33	Forcible Rape	16	0	0
			Forcible Sodomy	2	1	0
Total:		181	Sexual Assault With An Object	0	0	0
			Forcible Fondling	14	2	0
Offense Overview			Incest	2	0	0
Incident Total		1,584	Statutory Rape	2	0	0
Offense Total		1,867	Aggravated Assault	21	13	1
Group A Crimes per 100,000 population		2,626.4	Simple Assault	453	137	1
			Intimidation	42	6	0
			Human Trafficking, Commercial Sex Acts	0	0	0
			Human Trafficking, Involuntary Servitude	0	0	0
Arrest Overview			Crimes Against Property			
Total Arrests		1,111	Arson	0	0	0
Adult Arrests		1,097	Bribery	0	0	0
Juvenile Arrests		14	Burglary/Breaking & Entering	34	5	0
Unknown Age		0	Counterfeiting/Forgery	4	2	0
Arrests per 100,000 population		1,842.1	Destruction/Damage/Vandalism of Property	275	22	0
			Embezzlement	3	0	0
			Extortion/Blackmail	8	0	0
			False Pretenses/Swindle/Confidence Game	30	2	0
			Credit Card/Automatic Teller Fraud	35	1	0
			Impersonation	16	0	0
			Welfare Fraud	0	0	0
Group B Arrests			Wire Fraud	250	0	0
Offense	Adult	Juvenile	Identity Theft	52	2	0
Bad Checks	1	0	Hacking/Computer Invasion	1	0	0
Curfew/Loitering/Vagrancy Violations	0	0	Robbery	7	4	2
Disorderly Conduct	8	0	Pocket-picking	0	5	1
Driving Under the Influence	135	0	Purse-snatching	0	0	0
Drunkenness	114	0	Shoplifting	18	8	0
Family Offenses (Nonviolent)	2	0	Theft From Building	29	0	0
Liquor Law Violations	8	3	Theft From Coin Operated Machine or Device	2	0	0
Loitering/Trespassing	0	0	Theft From Motor Vehicle	40	0	0
Respass of Real Property	10	0	Theft of Motor Vehicle Parts/Accessories	6	0	0
All Other Offenses	442	3	All Other Larceny	149	8	1
			Motor Vehicle Theft	23	2	1
Total Group B	720	6	Stolen Property Offenses	11	7	0
			Crimes Against Society			
			Drug/Narcotic Violations	206	114	0
			Drug Equipment Violations	38	11	0
			Betting/Wagering	0	0	0
			Operating/Promoting/Assisting Gambling	0	0	0
			Gambling Equipment Violations	0	0	0
			Sports Tampering	0	0	0
			Pornography/Obscene Material	20	1	0
			Prostitution	0	0	0
			Assisting or Promoting Prostitution	0	0	0
			Purchasing Prostitution	0	0	0
			Weapon Law Violations	39	13	0
			Animal Cruelty	11	5	0
			Total Group A Offenses	1,867	377	8

(*) Offenses are counted using the FBI Units of Count for Crime

(**) The 'Arrests' column shows arrests made for incidents during the selected period, regardless of arrest date. Arrest counts for the same period may change over time.

Floyd County Sheriff's Office - VA0310000 - NIBRS Agency Crime Overview - 2020

2020 Population Estimate		15,670		Offenses (*)	Arrests (**)	
			Group A Offenses	Reported	Adult	Juvenile
Law Enforcement Employees			Crimes Against Persons			
Sworn Male	23		Murder and Nonnegligent Manslaughter	1	0	0
Sworn Female	3		Negligent Manslaughter	0	0	0
Civilian Male	1		Kidnapping/Abduction	1	0	0
Civilian Female	9		Forcible Rape	4	0	0
			Forcible Sodomy	0	0	0
Total:	36		Sexual Assault With An Object	4	0	0
			Forcible Fondling	8	0	0
Offense Overview			Incest	0	0	0
Incident Total	250		Statutory Rape	0	0	0
Offense Total	285		Aggravated Assault	9	6	0
Group A Crimes per 100,000 population	1,595.4		Simple Assault	39	32	1
			Intimidation	3	0	0
			Human Trafficking, Commercial Sex Acts	0	0	0
			Human Trafficking, Involuntary Servitude	0	0	0
Arrest Overview			Crimes Against Property			
Total Arrests	168		Arson	1	0	0
Adult Arrests	154		Bribery	0	0	0
Juvenile Arrests	14		Burglary/Breaking & Entering	13	1	1
Unknown Age	0		Counterfeiting/Forgery	3	0	0
Arrests per 100,000 population	1,072.1		Destruction/Damage/Vandalism of Property	20	0	0
			Embezzlement	0	0	0
			Extortion/Blackmail	0	0	0
			False Pretenses/Swindle/Confidence Game	18	3	0
			Credit Card/Automatic Teller Fraud	5	1	0
			Impersonation	0	0	0
			Welfare Fraud	3	0	0
			Wire Fraud	0	0	0
			Identity Theft	2	0	0
			Hacking/Computer Invasion	1	0	0
			Robbery	0	0	0
			Pocket-picking	0	0	0
			Purse-snatching	0	0	0
			Shoplifting	4	1	0
	Theft From Building	5	0	0		
	Theft From Coin Operated Machine or Device	0	0	0		
	Theft From Motor Vehicle	6	0	0		
	Theft of Motor Vehicle Parts/Accessories	1	1	0		
	All Other Larceny	28	3	0		
	Motor Vehicle Theft	5	0	0		
	Stolen Property Offenses	1	0	0		
Group B Arrests						
Offense	Adult	Juvenile				
Bad Checks	2	0				
Curfew/Loitering/Vagrancy Violations	0	0				
Disorderly Conduct	1	0				
Driving Under the Influence	18	0				
Drunkenness	10	0				
Family Offenses (Nonviolent)	1	0				
Liquor Law Violations	2	1				
Peeping Tom	0	0				
Trespass of Real Property	6	0				
All Other Offenses	36	8				
Total Group B	76	9				
			Crimes Against Society			
			Drug/Narcotic Violations	64	22	2
			Drug Equipment Violations	13	1	0
			Betting/Wagering	0	0	0
			Operating/Promoting/Assisting Gambling	0	0	0
			Gambling Equipment Violations	0	0	0
			Sports Tampering	0	0	0
			Pornography/Obscene Material	6	1	1
			Prostitution	0	0	0
			Assisting or Promoting Prostitution	0	0	0
			Purchasing Prostitution	0	0	0
			Weapon Law Violations	15	4	0
			Animal Cruelty	2	2	0
			Total Group A Offenses	285	78	5

(*) Offenses are counted using the FBI Units of Count for Crime

(**) The 'Arrests' column shows arrests made for incidents during the selected period, regardless of arrest date. Arrest counts for the same period may change over time.

Fluvanna County Sheriff's Office - VA0320000 - NIBRS Agency Crime Overview - 2020

2020 Population Estimate		27,202	Offenses (*)	Arrests (**)	
Law Enforcement Employees			Reported	Adult	Juvenile
Group A Offenses					
Crimes Against Persons					
Sworn Male	33	Murder and Nonnegligent Manslaughter	0	0	0
Sworn Female	4	Negligent Manslaughter	0	0	0
Civilian Male	5	Kidnapping/Abduction	6	3	0
Civilian Female	9	Forcible Rape	3	0	0
Total:	51	Forcible Sodomy	3	1	0
		Sexual Assault With An Object	2	1	0
		Forcible Fondling	3	0	0
		Incest	0	0	0
Incident Total	481	Statutory Rape	1	0	0
Offense Total	562	Aggravated Assault	15	7	0
Group A Crimes per 100,000 population	1,768.3	Simple Assault	141	39	0
		Intimidation	9	0	0
		Human Trafficking, Commercial Sex Acts	0	0	0
		Human Trafficking, Involuntary Servitude	0	0	0
Arrest Overview					
Crimes Against Property					
Total Arrests	279	Arson	1	0	0
Adult Arrests	279	Bribery	0	0	0
Juvenile Arrests	0	Burglary/Breaking & Entering	22	1	0
Unknown Age	0	Counterfeiting/Forgery	2	0	0
Arrests per 100,000 population	1,025.7	Destruction/Damage/Vandalism of Property	87	2	0
		Embezzlement	2	0	0
		Extortion/Blackmail	0	0	0
		False Pretenses/Swindle/Confidence Game	34	2	0
		Credit Card/Automatic Teller Fraud	8	0	0
		Impersonation	13	0	0
		Welfare Fraud	0	0	0
		Wire Fraud	0	0	0
		Identity Theft	0	0	0
		Hacking/Computer Invasion	0	0	0
		Robbery	2	0	0
		Pocket-picking	0	0	0
		Purse-snatching	0	0	0
		Shoplifting	2	0	0
		Theft From Building	0	0	0
		Theft From Coin Operated Machine or Device	0	0	0
		Theft From Motor Vehicle	3	0	0
		Theft of Motor Vehicle Parts/Accessories	8	0	0
		All Other Larceny	61	2	0
		Motor Vehicle Theft	13	2	0
		Stolen Property Offenses	8	3	0
Group B Arrests					
Offense	Adult	Juvenile			
Bad Checks	0	0			
Curfew/Loitering/Vagrancy Violations	0	0			
Disorderly Conduct	2	0			
Driving Under the Influence	61	0			
Drunkenness	0	0			
Family Offenses (Nonviolent)	9	0			
Liquor Law Violations	0	0			
Peeping Tom	0	0			
Trespass of Real Property	4	0			
All Other Offenses	103	0			
Total Group B	179	0			
Crimes Against Society					
		Drug/Narcotic Violations	76	31	0
		Drug Equipment Violations	8	0	0
		Betting/Wagering	0	0	0
		Operating/Promoting/Assisting Gambling	0	0	0
		Gambling Equipment Violations	0	0	0
		Sports Tampering	0	0	0
		Pornography/Obscene Material	12	1	0
		Prostitution	0	0	0
		Assisting or Promoting Prostitution	0	0	0
		Purchasing Prostitution	0	0	0
		Weapon Law Violations	17	5	0
		Animal Cruelty	0	0	0
		Total Group A Offenses	562	100	0

(*) Offenses are counted using the FBI Units of Count for Crime

(**) The 'Arrests' column shows arrests made for incidents during the selected period, regardless of arrest date. Arrest counts for the same period may change over time.

Franklin County Sheriff's Office - VA0330000 - NIBRS Agency Crime Overview - 2020

2020 Population Estimate			51,287	Offenses (*)		Arrests (**)	
				Reported	Adult	Juvenile	
Law Enforcement Employees			Crimes Against Persons				
Sworn Male	67		Murder and Nonnegligent Manslaughter	7	4	0	
Sworn Female	12		Negligent Manslaughter	0	0	0	
Civilian Male	4		Kidnapping/Abduction	1	1	0	
Civilian Female	21		Forcible Rape	6	1	1	
			Forcible Sodomy	5	0	0	
Total:	104		Sexual Assault With An Object	1	0	0	
			Forcible Fondling	27	4	2	
Offense Overview			Incest	0	0	0	
Incident Total	1,687		Statutory Rape	1	1	0	
Offense Total	2,138		Aggravated Assault	46	27	2	
Group A Crimes per 100,000 population	3,289.3		Simple Assault	400	210	7	
			Intimidation	62	21	0	
			Human Trafficking, Commercial Sex Acts	0	0	0	
			Human Trafficking, Involuntary Servitude	0	0	0	
Arrest Overview			Crimes Against Property				
Total Arrests	1,872		Arson	5	1	0	
Adult Arrests	1,801		Bribery	0	0	0	
Juvenile Arrests	68		Burglary/Breaking & Entering	63	15	1	
Unknown Age	3		Counterfeiting/Forgery	12	1	0	
Arrests per 100,000 population	3,650.0		Destruction/Damage/Vandalism of Property	219	20	2	
			Embezzlement	2	0	0	
			Extortion/Blackmail	0	0	0	
			False Pretenses/Swindle/Confidence Game	27	0	0	
			Credit Card/Automatic Teller Fraud	25	3	0	
			Impersonation	3	0	0	
Group B Arrests			Welfare Fraud	0	0	0	
Offense	Adult	Juvenile	Wire Fraud	11	0	0	
Bad Checks	4	0	Identity Theft	12	0	0	
Curfew/Loitering/Vagrancy Violations	0	0	Hacking/Computer Invasion	1	0	0	
Disorderly Conduct	26	2	Robbery	3	3	0	
Driving Under the Influence	26	0	Pocket-picking	0	0	0	
Drunkenness	93	0	Purse-snatching	0	0	0	
Family Offenses (Nonviolent)	14	0	Shoplifting	28	7	0	
Liquor Law Violations	0	1	Theft From Building	94	9	0	
Loitering Tom	0	0	Theft From Coin Operated Machine or Device	0	0	0	
Misappropriation of Real Property	28	0	Theft From Motor Vehicle	49	2	0	
All Other Offenses	866	43	Theft of Motor Vehicle Parts/Accessories	42	6	0	
Total Group B	1,057	46	All Other Larceny	179	16	1	
			Motor Vehicle Theft	69	15	1	
			Stolen Property Offenses	25	3	0	
			Crimes Against Society				
			Drug/Narcotic Violations	463	341	3	
			Drug Equipment Violations	170	6	0	
			Betting/Wagering	0	0	0	
			Operating/Promoting/Assisting Gambling	0	0	0	
			Gambling Equipment Violations	0	0	0	
			Sports Tampering	0	0	0	
			Pornography/Obscene Material	12	0	2	
			Prostitution	0	0	0	
			Assisting or Promoting Prostitution	0	0	0	
			Purchasing Prostitution	0	0	0	
			Weapon Law Violations	64	27	0	
			Animal Cruelty	4	0	0	
			Total Group A Offenses	2,138	744	22	

(*) Offenses are counted using the FBI Units of Count for Crime

(**) The 'Arrests' column shows arrests made for incidents during the selected period, regardless of arrest date. Arrest counts for the same period may change over time.

Franklin Police Department - VA1085000 - NIBRS Agency Crime Overview - 2020

2020 Population Estimate		8,321	Offenses (*)	Arrests (**)	
Law Enforcement Employees			Reported	Adult	Juvenile
Group A Offenses					
Crimes Against Persons					
Sworn Male	16	Murder and Nonnegligent Manslaughter	2	3	0
Sworn Female	1	Negligent Manslaughter	0	0	0
Civilian Male	2	Kidnapping/Abduction	4	3	0
Civilian Female	5	Forcible Rape	1	0	0
Total:	24	Forcible Sodomy	2	0	0
		Sexual Assault With An Object	0	1	0
		Forcible Fondling	6	2	0
		Incest	0	0	0
Incident Total	795	Statutory Rape	0	0	0
Offense Total	926	Aggravated Assault	12	3	0
Group A Crimes per 100,000 population	9,554.1	Simple Assault	197	90	1
		Intimidation	9	3	0
		Human Trafficking, Commercial Sex Acts	0	0	0
		Human Trafficking, Involuntary Servitude	0	0	0
Arrest Overview					
Crimes Against Property					
Total Arrests	445	Arson	0	0	0
Adult Arrests	435	Bribery	0	0	0
Juvenile Arrests	10	Burglary/Breaking & Entering	35	8	1
Unknown Age	0	Counterfeiting/Forgery	16	4	0
Arrests per 100,000 population	5,347.9	Destruction/Damage/Vandalism of Property	190	12	0
		Embezzlement	9	1	0
		Extortion/Blackmail	0	0	0
		False Pretenses/Swindle/Confidence Game	21	4	0
		Credit Card/Automatic Teller Fraud	10	0	0
		Impersonation	1	0	0
		Welfare Fraud	0	0	0
		Wire Fraud	0	0	0
		Identity Theft	6	0	0
		Hacking/Computer Invasion	0	0	0
		Robbery	7	3	0
		Pocket-picking	1	0	0
		Purse-snatching	0	0	0
		Shoplifting	62	42	0
		Theft From Building	12	1	0
		Theft From Coin Operated Machine or Device	0	0	0
		Theft From Motor Vehicle	44	1	0
		Theft of Motor Vehicle Parts/Accessories	8	2	0
		All Other Larceny	112	11	2
		Motor Vehicle Theft	11	3	0
		Stolen Property Offenses	4	1	0
Group B Arrests					
Offense	Adult	Juvenile			
Bad Checks	4	0			
Curfew/Loitering/Vagrancy Violations	0	0			
Disorderly Conduct	5	0			
Driving Under the Influence	23	0			
Drunkenness	16	0			
Family Offenses (Nonviolent)	1	0			
Liquor Law Violations	3	0			
Peeping Tom	0	0			
Trespass of Real Property	4	0			
All Other Offenses	125	6			
Total Group B	181	6			
Crimes Against Society					
		Drug/Narcotic Violations	74	38	0
		Drug Equipment Violations	7	1	0
		Betting/Wagering	0	0	0
		Operating/Promoting/Assisting Gambling	0	0	0
		Gambling Equipment Violations	0	0	0
		Sports Tampering	0	0	0
		Pornography/Obscene Material	6	3	0
		Prostitution	1	1	0
		Assisting or Promoting Prostitution	0	0	0
		Purchasing Prostitution	0	0	0
		Weapon Law Violations	54	13	0
		Animal Cruelty	2	0	0
		Total Group A Offenses	926	254	4

(*) Offenses are counted using the FBI Units of Count for Crime

(**) The 'Arrests' column shows arrests made for incidents during the selected period, regardless of arrest date. Arrest counts for the same period may change over time.

Frederick County Sheriff's Office - VA0340000 - NIBRS Agency Crime Overview - 2020

2020 Population Estimate		86,331	Offenses (*)		Arrests (**)	
			Reported	Adult	Juvenile	
Law Enforcement Employees			Crimes Against Persons			
Sworn Male	126	Murder and Nonnegligent Manslaughter	3	1	0	
Sworn Female	12	Negligent Manslaughter	1	0	0	
Civilian Male	0	Kidnapping/Abduction	5	8	0	
Civilian Female	10	Forcible Rape	12	2	0	
Total:	148	Forcible Sodomy	3	0	0	
		Sexual Assault With An Object	1	0	0	
		Forcible Fondling	53	5	0	
Offense Overview		Incest	0	0	0	
Incident Total	2,909	Statutory Rape	2	1	0	
Offense Total	3,287	Aggravated Assault	48	30	1	
Group A Crimes per 100,000 population	3,369.6	Simple Assault	702	249	16	
		Intimidation	28	1	2	
		Human Trafficking, Commercial Sex Acts	0	0	0	
		Human Trafficking, Involuntary Servitude	0	0	0	
Arrest Overview		Crimes Against Property				
Total Arrests	2,557	Arson	1	0	0	
Adult Arrests	2,452	Bribery	1	0	0	
Juvenile Arrests	105	Burglary/Breaking & Entering	97	6	4	
Unknown Age	0	Counterfeiting/Forgery	34	6	0	
Arrests per 100,000 population	2,961.9	Destruction/Damage/Vandalism of Property	400	32	6	
		Embezzlement	8	4	0	
		Extortion/Blackmail	5	1	0	
		False Pretenses/Swindle/Confidence Game	140	25	0	
		Credit Card/Automatic Teller Fraud	0	0	0	
		Impersonation	0	0	0	
Group B Arrests		Welfare Fraud	0	0	0	
Offense	Adult	Juvenile	Wire Fraud	54	0	0
Bad Checks	3	0	Identity Theft	0	0	0
Curfew/Loitering/Vagrancy Violations	0	0	Hacking/Computer Invasion	3	0	0
Disorderly Conduct	8	1	Robbery	6	0	0
Driving Under the Influence	333	1	Pocket-picking	0	0	0
Drunkenness	156	0	Purse-snatching	0	0	0
Family Offenses (Nonviolent)	4	0	Shoplifting	184	69	4
Liquor Law Violations	4	1	Theft From Building	147	0	0
Peeping Tom	0	0	Theft From Coin Operated Machine or Device	3	0	0
Trespass of Real Property	21	1	Theft From Motor Vehicle	119	0	0
All Other Offenses	1,016	49	Theft of Motor Vehicle Parts/Accessories	24	0	0
Total Group B	1,545	53	All Other Larceny	232	94	9
			Motor Vehicle Theft	90	0	0
			Stolen Property Offenses	14	8	0
			Crimes Against Society			
			Drug/Narcotic Violations	625	334	8
			Drug Equipment Violations	143	12	0
			Betting/Wagering	0	0	0
			Operating/Promoting/Assisting Gambling	0	0	0
			Gambling Equipment Violations	0	0	0
			Sports Tampering	0	0	0
			Pornography/Obscene Material	45	0	2
			Prostitution	0	0	0
			Assisting or Promoting Prostitution	0	0	0
			Purchasing Prostitution	0	0	0
			Weapon Law Violations	49	16	0
			Animal Cruelty	5	3	0
			Total Group A Offenses	3,287	907	52

(*) Offenses are counted using the FBI Units of Count for Crime

(**) The 'Arrests' column shows arrests made for incidents during the selected period, regardless of arrest date. Arrest counts for the same period may change over time.

Fredericksburg Police Department - VA1090000 - NIBRS Agency Crime Overview - 2020

2020 Population Estimate		28,880	Offenses (*)	Arrests (**)	
Law Enforcement Employees			Reported	Adult	Juvenile
Sworn Male		49	Group A Offenses		
Sworn Female		15	Crimes Against Persons		
Civilian Male		1	Murder and Nonnegligent Manslaughter	3	0
Civilian Female		21	Negligent Manslaughter	0	0
Total:		86	Kidnapping/Abduction	2	0
			Forcible Rape	14	0
			Forcible Sodomy	2	0
			Sexual Assault With An Object	1	0
			Forcible Fondling	7	0
			Incest	0	0
Incident Total		2,337	Statutory Rape	0	0
Offense Total		2,686	Aggravated Assault	82	30
Group A Crimes per 100,000 population		8,092.1	Simple Assault	582	137
			Intimidation	94	19
			Human Trafficking, Commercial Sex Acts	0	0
			Human Trafficking, Involuntary Servitude	0	0
Arrest Overview			Crimes Against Property		
Total Arrests		1,578	Arson	7	0
Adult Arrests		1,560	Bribery	0	0
Juvenile Arrests		18	Burglary/Breaking & Entering	31	7
Unknown Age		0	Counterfeiting/Forgery	18	3
Arrests per 100,000 population		5,464.0	Destruction/Damage/Vandalism of Property	361	22
			Embezzlement	16	8
			Extortion/Blackmail	2	1
			False Pretenses/Swindle/Confidence Game	107	6
			Credit Card/Automatic Teller Fraud	55	0
			Impersonation	18	7
			Welfare Fraud	0	0
			Wire Fraud	12	0
			Identity Theft	21	0
			Hacking/Computer Invasion	2	0
			Robbery	16	6
			Pocket-picking	1	0
			Purse-snatching	0	0
			Shoplifting	336	128
			Theft From Building	70	0
			Theft From Coin Operated Machine or Device	1	0
			Theft From Motor Vehicle	89	0
			Theft of Motor Vehicle Parts/Accessories	53	0
			All Other Larceny	202	14
			Motor Vehicle Theft	39	3
			Stolen Property Offenses	0	5
			Crimes Against Society		
			Drug/Narcotic Violations	348	240
			Drug Equipment Violations	37	2
			Betting/Wagering	0	0
			Operating/Promoting/Assisting Gambling	0	0
			Gambling Equipment Violations	0	0
			Sports Tampering	0	0
			Pornography/Obscene Material	8	2
			Prostitution	0	0
			Assisting or Promoting Prostitution	0	0
			Purchasing Prostitution	0	0
			Weapon Law Violations	49	12
			Animal Cruelty	0	0
			Total Group A Offenses	2,686	664
					3
Group B Arrests					
Offense	Adult	Juvenile			
Bad Checks	3	0			
Curfew/Loitering/Vagrancy Violations	0	0			
Disorderly Conduct	7	0			
Driving Under the Influence	117	0			
Drunkenness	126	0			
Family Offenses (Nonviolent)	7	0			
Liquor Law Violations	6	0			
Peeping Tom	0	0			
Trespass of Real Property	46	2			
All Other Offenses	584	13			
Total Group B	896	15			

(*) Offenses are counted using the FBI Units of Count for Crime

(**) The 'Arrests' column shows arrests made for incidents during the selected period, regardless of arrest date. Arrest counts for the same period may change over time.

Front Royal Police Department - VA0930100 - NIBRS Agency Crime Overview - 2020

2020 Population Estimate		15,278	Offenses (*)	Arrests (**)	
Law Enforcement Employees			Reported	Adult	Juvenile
Group A Offenses					
Crimes Against Persons					
Sworn Male	35	Murder and Nonnegligent Manslaughter	0	0	0
Sworn Female	2	Negligent Manslaughter	0	0	0
Civilian Male	2	Kidnapping/Abduction	4	5	0
Civilian Female	12	Forcible Rape	2	0	0
Total:	51	Forcible Sodomy	2	0	0
		Sexual Assault With An Object	17	1	0
		Forcible Fondling	2	0	0
		Incest	0	0	0
Incident Total	999	Statutory Rape	0	0	0
Offense Total	1,129	Aggravated Assault	16	8	0
Group A Crimes per 100,000 population	6,538.8	Simple Assault	326	72	0
		Intimidation	36	2	0
		Human Trafficking, Commercial Sex Acts	0	0	0
		Human Trafficking, Involuntary Servitude	0	0	0
Arrest Overview					
Crimes Against Property					
Total Arrests	901	Arson	3	2	0
Adult Arrests	874	Bribery	0	0	0
Juvenile Arrests	27	Burglary/Breaking & Entering	12	6	0
Unknown Age	0	Counterfeiting/Forgery	18	3	0
Arrests per 100,000 population	5,897.4	Destruction/Damage/Vandalism of Property	149	10	0
		Embezzlement	8	2	0
		Extortion/Blackmail	0	0	0
		False Pretenses/Swindle/Confidence Game	36	4	0
		Credit Card/Automatic Teller Fraud	13	3	0
		Impersonation	11	1	0
		Welfare Fraud	0	0	0
		Wire Fraud	2	0	0
		Identity Theft	0	0	0
		Hacking/Computer Invasion	0	0	0
		Robbery	2	0	0
		Pocket-picking	2	0	0
		Purse-snatching	2	0	0
		Shoplifting	48	20	0
		Theft From Building	93	2	0
		Theft From Coin Operated Machine or Device	3	0	0
		Theft From Motor Vehicle	45	1	0
		Theft of Motor Vehicle Parts/Accessories	0	0	0
		All Other Larceny	84	16	0
		Motor Vehicle Theft	22	4	0
		Stolen Property Offenses	1	1	0
Group B Arrests					
Offense	Adult	Juvenile			
Bad Checks	0	0			
Curfew/Loitering/Vagrancy Violations	0	17			
Disorderly Conduct	3	0			
Driving Under the Influence	44	0			
Drunkenness	183	2			
Family Offenses (Nonviolent)	7	0			
Liquor Law Violations	12	6			
Peeping Tom	0	0			
Trespass of Real Property	31	0			
All Other Offenses	320	1			
Total Group B	600	26			
Crimes Against Society					
		Drug/Narcotic Violations	138	96	1
		Drug Equipment Violations	14	5	0
		Betting/Wagering	0	0	0
		Operating/Promoting/Assisting Gambling	0	0	0
		Gambling Equipment Violations	0	0	0
		Sports Tampering	0	0	0
		Pornography/Obscene Material	0	0	0
		Prostitution	1	2	0
		Assisting or Promoting Prostitution	0	0	0
		Purchasing Prostitution	0	0	0
		Weapon Law Violations	17	8	0
		Animal Cruelty	0	0	0
		Total Group A Offenses	1,129	274	1

(*) Offenses are counted using the FBI Units of Count for Crime

(**) The 'Arrests' column shows arrests made for incidents during the selected period, regardless of arrest date. Arrest counts for the same period may change over time.

Galax Police Department - VA1100000 - NIBRS Agency Crime Overview - 2020

2020 Population Estimate		6,596	Offenses (*)	Arrests (**)	
Law Enforcement Employees			Reported	Adult	Juvenile
Group A Offenses					
Crimes Against Persons					
Sworn Male	20	Murder and Nonnegligent Manslaughter	0	0	0
Sworn Female	4	Negligent Manslaughter	0	0	0
Civilian Male	3	Kidnapping/Abduction	3	2	0
Civilian Female	10	Forcible Rape	3	2	0
Total:	37	Forcible Sodomy	3	0	0
		Sexual Assault With An Object	1	0	0
		Forcible Fondling	3	0	0
		Incest	0	0	0
Incident Total	576	Statutory Rape	1	0	0
Offense Total	683	Aggravated Assault	8	7	0
Group A Crimes per 100,000 population	8,732.6	Simple Assault	113	57	0
		Intimidation	8	2	0
		Human Trafficking, Commercial Sex Acts	0	0	0
		Human Trafficking, Involuntary Servitude	0	0	0
Arrest Overview					
Crimes Against Property					
Total Arrests	547	Arson	1	0	0
Adult Arrests	541	Bribery	0	0	0
Juvenile Arrests	6	Burglary/Breaking & Entering	22	6	0
Unknown Age	0	Counterfeiting/Forgery	20	10	0
Arrests per 100,000 population	8,292.9	Destruction/Damage/Vandalism of Property	75	10	0
		Embezzlement	17	2	0
		Extortion/Blackmail	0	0	0
		False Pretenses/Swindle/Confidence Game	17	0	0
		Credit Card/Automatic Teller Fraud	12	0	0
		Impersonation	0	0	0
		Welfare Fraud	0	0	0
		Wire Fraud	2	0	0
		Identity Theft	2	0	0
		Hacking/Computer Invasion	0	0	0
		Robbery	1	0	0
		Pocket-picking	0	0	0
		Purse-snatching	1	0	0
		Shoplifting	101	98	0
		Theft From Building	15	7	0
		Theft From Coin Operated Machine or Device	4	0	0
		Theft From Motor Vehicle	16	4	0
		Theft of Motor Vehicle Parts/Accessories	4	0	0
		All Other Larceny	55	11	0
		Motor Vehicle Theft	19	8	0
		Stolen Property Offenses	5	1	0
Crimes Against Society					
		Drug/Narcotic Violations	110	89	1
		Drug Equipment Violations	22	3	0
		Betting/Wagering	0	0	0
		Operating/Promoting/Assisting Gambling	0	0	0
		Gambling Equipment Violations	0	0	0
		Sports Tampering	0	0	0
		Pornography/Obscene Material	1	0	1
		Prostitution	0	0	0
		Assisting or Promoting Prostitution	0	0	0
		Purchasing Prostitution	0	0	0
		Weapon Law Violations	18	13	0
		Animal Cruelty	0	0	0
		Total Group A Offenses	683	332	2
Group B Arrests					
Offense	Adult	Juvenile			
Bad Checks	1	0			
Curfew/Loitering/Vagrancy Violations	0	0			
Disorderly Conduct	2	0			
Driving Under the Influence	46	0			
Drunkenness	71	0			
Family Offenses (Nonviolent)	3	0			
Liquor Law Violations	4	3			
Peeping Tom	0	0			
Trespass of Real Property	12	0			
All Other Offenses	70	1			
Total Group B	209	4			

(*) Offenses are counted using the FBI Units of Count for Crime

(**) The 'Arrests' column shows arrests made for incidents during the selected period, regardless of arrest date. Arrest counts for the same period may change over time.

Gate City Police Department - VA0840100 - NIBRS Agency Crime Overview - 2020

2020 Population Estimate		1,869	Offenses (*)	Arrests (**)	
Law Enforcement Employees			Reported	Adult	Juvenile
Sworn Male		4	Group A Offenses		
Sworn Female		1	Crimes Against Persons		
Civilian Male		0	Murder and Nonnegligent Manslaughter	0	0
Civilian Female		0	Negligent Manslaughter	0	0
Total:		5	Kidnapping/Abduction	1	0
			Forcible Rape	0	0
			Forcible Sodomy	0	0
			Sexual Assault With An Object	0	0
			Forcible Fondling	0	0
			Incest	0	0
			Statutory Rape	0	0
			Aggravated Assault	1	0
			Simple Assault	18	6
			Intimidation	2	1
			Human Trafficking, Commercial Sex Acts	0	0
			Human Trafficking, Involuntary Servitude	0	0
			Crimes Against Property		
			Arson	1	0
			Bribery	0	0
			Burglary/Breaking & Entering	8	2
			Counterfeiting/Forgery	1	0
			Destruction/Damage/Vandalism of Property	2	0
			Embezzlement	0	0
			Extortion/Blackmail	0	0
			False Pretenses/Swindle/Confidence Game	1	0
			Credit Card/Automatic Teller Fraud	0	0
			Impersonation	1	1
			Welfare Fraud	0	0
			Wire Fraud	0	0
			Identity Theft	0	0
			Hacking/Computer Invasion	0	0
			Robbery	0	0
			Pocket-picking	0	0
			Purse-snatching	0	0
			Shoplifting	7	6
			Theft From Building	2	0
			Theft From Coin Operated Machine or Device	0	0
			Theft From Motor Vehicle	1	0
			Theft of Motor Vehicle Parts/Accessories	1	1
			All Other Larceny	4	1
			Motor Vehicle Theft	7	0
			Stolen Property Offenses	1	0
			Crimes Against Society		
			Drug/Narcotic Violations	21	19
			Drug Equipment Violations	0	0
			Betting/Wagering	0	0
			Operating/Promoting/Assisting Gambling	0	0
			Gambling Equipment Violations	0	0
			Sports Tampering	0	0
			Pornography/Obscene Material	0	0
			Prostitution	0	0
			Assisting or Promoting Prostitution	0	0
			Purchasing Prostitution	0	0
			Weapon Law Violations	4	3
			Animal Cruelty	0	0
			Total Group A Offenses	84	39
					4

(*) Offenses are counted using the FBI Units of Count for Crime

(**) The 'Arrests' column shows arrests made for incidents during the selected period, regardless of arrest date. Arrest counts for the same period may change over time.

Giles County Sheriffs Office - VA0350000 - NIBRS Agency Crime Overview - 2020

2020 Population Estimate		10,374	Offenses (*)	Arrests (**)	
			Reported	Adult	Juvenile
Law Enforcement Employees			Crimes Against Persons		
Sworn Male	25	Murder and Nonnegligent Manslaughter	2	0	0
Sworn Female	1	Negligent Manslaughter	0	0	0
Civilian Male	4	Kidnapping/Abduction	1	1	0
Civilian Female	8	Forcible Rape	2	0	0
Total:	38	Forcible Sodomy	1	1	0
		Sexual Assault With An Object	1	1	0
		Forcible Fondling	2	0	0
Offense Overview		Incest	0	0	0
Incident Total	228	Statutory Rape	0	0	0
Offense Total	282	Aggravated Assault	6	7	0
Group A Crimes per 100,000 population	2,197.8	Simple Assault	41	28	0
		Intimidation	2	2	0
		Human Trafficking, Commercial Sex Acts	0	0	0
		Human Trafficking, Involuntary Servitude	0	0	0
Arrest Overview		Crimes Against Property			
Total Arrests	223	Arson	0	0	0
Adult Arrests	220	Bribery	0	0	0
Juvenile Arrests	3	Burglary/Breaking & Entering	19	4	1
Unknown Age	0	Counterfeiting/Forgery	1	2	0
Arrests per 100,000 population	2,149.6	Destruction/Damage/Vandalism of Property	31	2	0
		Embezzlement	0	0	0
		Extortion/Blackmail	1	0	0
		False Pretenses/Swindle/Confidence Game	5	0	0
		Credit Card/Automatic Teller Fraud	4	1	0
		Impersonation	0	0	0
		Welfare Fraud	0	0	0
		Wire Fraud	0	0	0
		Identity Theft	0	0	0
		Hacking/Computer Invasion	0	0	0
		Robbery	0	0	0
		Pocket-picking	0	0	0
		Purse-snatching	0	0	0
		Shoplifting	4	3	0
		Theft From Building	7	1	0
		Theft From Coin Operated Machine or Device	0	0	0
		Theft From Motor Vehicle	9	0	0
		Theft of Motor Vehicle Parts/Accessories	2	1	0
		All Other Larceny	30	9	0
		Motor Vehicle Theft	11	3	0
		Stolen Property Offenses	2	3	0
		Crimes Against Society			
		Drug/Narcotic Violations	77	42	0
		Drug Equipment Violations	6	1	0
		Betting/Wagering	0	0	0
		Operating/Promoting/Assisting Gambling	0	0	0
		Gambling Equipment Violations	0	0	0
		Sports Tampering	0	0	0
		Pornography/Obscene Material	4	1	0
		Prostitution	0	0	0
		Assisting or Promoting Prostitution	0	0	0
		Purchasing Prostitution	0	0	0
		Weapon Law Violations	11	5	0
		Animal Cruelty	0	0	0
		Total Group A Offenses	282	118	1
		Group B Arrests			
		Offense	Adult	Juvenile	
		Bad Checks	0	0	
		Curfew/Loitering/Vagrancy Violations	0	0	
		Disorderly Conduct	1	0	
		Driving Under the Influence	19	0	
		Drunkenness	44	0	
		Family Offenses (Nonviolent)	3	0	
		Liquor Law Violations	1	0	
		Peeping Tom	0	0	
		Trespass of Real Property	8	0	
		All Other Offenses	26	2	
		Total Group B	102	2	

(*) Offenses are counted using the FBI Units of Count for Crime

(**) The 'Arrests' column shows arrests made for incidents during the selected period, regardless of arrest date. Arrest counts for the same period may change over time.

Glade Spring Police Department - VA0940300 - NIBRS Agency Crime Overview - 2020

2020 Population Estimate		1,406	Offenses (*)	Arrests (**)	
Law Enforcement Employees			Reported	Adult	Juvenile
Group A Offenses					
Crimes Against Persons					
Sworn Male	2	Murder and Nonnegligent Manslaughter	0	1	0
Sworn Female	0	Negligent Manslaughter	0	0	0
Civilian Male	0	Kidnapping/Abduction	0	0	0
Civilian Female	0	Forcible Rape	0	0	0
Total:	2	Forcible Sodomy	0	0	0
		Sexual Assault With An Object	1	0	0
		Forcible Fondling	0	0	0
		Incest	0	0	0
Incident Total	26	Statutory Rape	0	0	0
Offense Total	27	Aggravated Assault	1	0	0
Group A Crimes per 100,000 population	1,849.2	Simple Assault	3	0	0
		Intimidation	0	0	0
		Human Trafficking, Commercial Sex Acts	0	0	0
		Human Trafficking, Involuntary Servitude	0	0	0
		Crimes Against Property			
Total Arrests	8	Arson	0	0	0
Adult Arrests	8	Bribery	0	0	0
Juvenile Arrests	0	Burglary/Breaking & Entering	2	0	0
Unknown Age	0	Counterfeiting/Forgery	0	0	0
Arrests per 100,000 population	569.0	Destruction/Damage/Vandalism of Property	2	1	0
		Embezzlement	0	0	0
		Extortion/Blackmail	0	0	0
		False Pretenses/Swindle/Confidence Game	3	0	0
		Credit Card/Automatic Teller Fraud	0	0	0
		Impersonation	0	0	0
		Welfare Fraud	0	0	0
		Wire Fraud	0	0	0
		Identity Theft	1	0	0
		Hacking/Computer Invasion	0	0	0
		Robbery	0	0	0
		Pocket-picking	0	0	0
		Purse-snatching	0	0	0
		Shoplifting	2	0	0
		Theft From Building	1	0	0
		Theft From Coin Operated Machine or Device	0	0	0
		Theft From Motor Vehicle	2	0	0
		Theft of Motor Vehicle Parts/Accessories	0	0	0
		All Other Larceny	3	0	0
		Motor Vehicle Theft	0	0	0
		Stolen Property Offenses	0	0	0
		Crimes Against Society			
		Drug/Narcotic Violations	5	1	0
		Drug Equipment Violations	0	0	0
		Betting/Wagering	0	0	0
		Operating/Promoting/Assisting Gambling	0	0	0
		Gambling Equipment Violations	0	0	0
		Sports Tampering	0	0	0
		Pornography/Obscene Material	1	0	0
		Prostitution	0	0	0
		Assisting or Promoting Prostitution	0	0	0
		Purchasing Prostitution	0	0	0
		Weapon Law Violations	0	0	0
		Animal Cruelty	0	0	0
		Total Group A Offenses	27	3	0
Group B Arrests					
Offense	Adult	Juvenile			
Bad Checks	0	0			
Curfew/Loitering/Vagrancy Violations	0	0			
Disorderly Conduct	0	0			
Driving Under the Influence	0	0			
Drunkenness	1	0			
Family Offenses (Nonviolent)	0	0			
Liquor Law Violations	0	0			
Peeping Tom	0	0			
Trespass of Real Property	2	0			
All Other Offenses	2	0			
Total Group B	5	0			

(*) Offenses are counted using the FBI Units of Count for Crime

(**) The 'Arrests' column shows arrests made for incidents during the selected period, regardless of arrest date. Arrest counts for the same period may change over time.

Glasgow Police Department - VA0810100 - NIBRS Agency Crime Overview - 2020

2020 Population Estimate		1,103	Offenses (*)	Arrests (**)	
Law Enforcement Employees			Reported	Adult	Juvenile
Sworn Male		0	Murder and Nonnegligent Manslaughter	0	0
Sworn Female		1	Negligent Manslaughter	0	0
Civilian Male		0	Kidnapping/Abduction	0	0
Civilian Female		0	Forcible Rape	0	0
Total:		1	Forcible Sodomy	0	0
			Sexual Assault With An Object	0	0
			Forcible Fondling	0	0
			Incest	0	0
Incident Total		2	Statutory Rape	0	0
Offense Total		2	Aggravated Assault	0	0
Group A Crimes per 100,000 population		181.3	Simple Assault	0	0
			Intimidation	0	0
			Human Trafficking, Commercial Sex Acts	0	0
			Human Trafficking, Involuntary Servitude	0	0
Arrest Overview			Crimes Against Property		
Total Arrests		1	Arson	0	0
Adult Arrests		1	Bribery	0	0
Juvenile Arrests		0	Burglary/Breaking & Entering	0	0
Unknown Age		0	Counterfeiting/Forgery	0	0
Arrests per 100,000 population		90.7	Destruction/Damage/Vandalism of Property	1	0
			Embezzlement	0	0
			Extortion/Blackmail	0	0
			False Pretenses/Swindle/Confidence Game	1	0
			Credit Card/Automatic Teller Fraud	0	0
			Impersonation	0	0
			Welfare Fraud	0	0
			Wire Fraud	0	0
			Identity Theft	0	0
			Hacking/Computer Invasion	0	0
			Robbery	0	0
			Pocket-picking	0	0
			Purse-snatching	0	0
			Shoplifting	0	0
			Theft From Building	0	0
			Theft From Coin Operated Machine or Device	0	0
			Theft From Motor Vehicle	0	0
			Theft of Motor Vehicle Parts/Accessories	0	0
			All Other Larceny	0	0
			Motor Vehicle Theft	0	0
			Stolen Property Offenses	0	0
			Crimes Against Society		
			Drug/Narcotic Violations	0	0
			Drug Equipment Violations	0	0
			Betting/Wagering	0	0
			Operating/Promoting/Assisting Gambling	0	0
			Gambling Equipment Violations	0	0
			Sports Tampering	0	0
			Pornography/Obscene Material	0	0
			Prostitution	0	0
			Assisting or Promoting Prostitution	0	0
			Purchasing Prostitution	0	0
			Weapon Law Violations	0	0
			Animal Cruelty	0	0
			Total Group A Offenses	2	0
Group B Arrests					
Offense	Adult	Juvenile			
Bad Checks	0	0			
Curfew/Loitering/Vagrancy Violations	0	0			
Disorderly Conduct	0	0			
Driving Under the Influence	0	0			
Drunkenness	1	0			
Family Offenses (Nonviolent)	0	0			
Liquor Law Violations	0	0			
Peeping Tom	0	0			
Trespass of Real Property	0	0			
All Other Offenses	0	0			
Total Group B	1	0			

(*) Offenses are counted using the FBI Units of Count for Crime

(**) The 'Arrests' column shows arrests made for incidents during the selected period, regardless of arrest date. Arrest counts for the same period may change over time.

Gloucester County Sheriff's Office - VA0360000 - NIBRS Agency Crime Overview - 2020

2020 Population Estimate			37,175	Offenses (*)		Arrests (**)	
				Group A Offenses	Reported	Adult	Juvenile
Law Enforcement Employees				Crimes Against Persons			
Sworn Male		68		Murder and Nonnegligent Manslaughter	3	2	1
Sworn Female		16		Negligent Manslaughter	0	0	0
Civilian Male		1		Kidnapping/Abduction	12	6	0
Civilian Female		20		Forcible Rape	7	1	0
				Forcible Sodomy	2	0	0
Total:		105		Sexual Assault With An Object	0	0	0
				Forcible Fondling	1	0	0
Offense Overview				Incest	0	0	0
Incident Total		1,420		Statutory Rape	0	0	0
Offense Total		1,642		Aggravated Assault	15	5	0
Group A Crimes per 100,000 population		3,819.8		Simple Assault	440	88	6
				Intimidation	12	1	0
				Human Trafficking, Commercial Sex Acts	0	0	0
				Human Trafficking, Involuntary Servitude	0	0	0
Arrest Overview				Crimes Against Property			
Total Arrests		635		Arson	1	0	0
Adult Arrests		607		Bribery	0	0	0
Juvenile Arrests		28		Burglary/Breaking & Entering	45	6	0
Unknown Age		0		Counterfeiting/Forgery	25	0	0
Arrests per 100,000 population		1,708.1		Destruction/Damage/Vandalism of Property	208	9	2
				Embezzlement	4	2	0
				Extortion/Blackmail	0	0	0
				False Pretenses/Swindle/Confidence Game	64	1	0
				Credit Card/Automatic Teller Fraud	2	0	0
				Impersonation	15	0	0
Group B Arrests				Welfare Fraud	0	0	0
				Wire Fraud	2	0	0
Offense	Adult	Juvenile		Identity Theft	2	0	0
Bad Checks	0	0		Hacking/Computer Invasion	0	0	0
Curfew/Loitering/Vagrancy Violations	0	1		Robbery	1	0	0
Disorderly Conduct	44	0		Pocket-picking	0	0	0
Driving Under the Influence	86	1		Purse-snatching	0	0	0
Drunkenness	50	0		Shoplifting	73	44	1
Family Offenses (Nonviolent)	7	0		Theft From Building	1	1	0
Liquor Law Violations	6	0		Theft From Coin Operated Machine or Device	0	0	0
Loitering/Trespassing	0	0		Theft From Motor Vehicle	3	1	0
Respass of Real Property	15	1		Theft of Motor Vehicle Parts/Accessories	1	0	0
All Other Offenses	85	9		All Other Larceny	349	37	3
				Motor Vehicle Theft	27	2	0
Total Group B	293	12		Stolen Property Offenses	7	2	0
				Crimes Against Society			
				Drug/Narcotic Violations	253	88	3
				Drug Equipment Violations	8	1	0
				Betting/Wagering	0	0	0
				Operating/Promoting/Assisting Gambling	0	0	0
				Gambling Equipment Violations	0	0	0
				Sports Tampering	0	0	0
				Pornography/Obscene Material	13	0	0
				Prostitution	0	0	0
				Assisting or Promoting Prostitution	0	0	0
				Purchasing Prostitution	0	0	0
				Weapon Law Violations	45	17	0
				Animal Cruelty	1	0	0
				Total Group A Offenses	1,642	314	16

(*) Offenses are counted using the FBI Units of Count for Crime

(**) The 'Arrests' column shows arrests made for incidents during the selected period, regardless of arrest date. Arrest counts for the same period may change over time.

Goochland County Sheriff's Office - VA0370000 - NIBRS Agency Crime Overview - 2020

2020 Population Estimate			23,829		Offenses (*)	Arrests (**)	
				Group A Offenses	Reported	Adult	Juvenile
Law Enforcement Employees				Crimes Against Persons			
Sworn Male		35		Murder and Nonnegligent Manslaughter	0	0	0
Sworn Female		3		Negligent Manslaughter	0	0	0
Civilian Male		2		Kidnapping/Abduction	0	0	0
Civilian Female		14		Forcible Rape	2	0	0
				Forcible Sodomy	2	0	0
Total:		54		Sexual Assault With An Object	0	0	0
				Forcible Fondling	4	0	0
Offense Overview				Incest	2	0	0
Incident Total		546		Statutory Rape	1	0	0
Offense Total		637		Aggravated Assault	5	0	0
Group A Crimes per 100,000 population		2,291.3		Simple Assault	101	23	0
				Intimidation	6	1	0
				Human Trafficking, Commercial Sex Acts	0	0	0
				Human Trafficking, Involuntary Servitude	0	0	0
Arrest Overview				Crimes Against Property			
Total Arrests		153		Arson	1	0	0
Adult Arrests		153		Bribery	0	0	0
Juvenile Arrests		0		Burglary/Breaking & Entering	12	1	0
Unknown Age		0		Counterfeiting/Forgery	7	0	0
Arrests per 100,000 population		642.1		Destruction/Damage/Vandalism of Property	110	2	0
				Embezzlement	3	0	0
				Extortion/Blackmail	0	0	0
				False Pretenses/Swindle/Confidence Game	32	0	0
				Credit Card/Automatic Teller Fraud	30	0	0
				Impersonation	27	0	0
				Welfare Fraud	0	0	0
Group B Arrests							
Offense	Adult	Juvenile		Wire Fraud	0	0	0
Bad Checks	0	0		Identity Theft	0	0	0
Curfew/Loitering/Vagrancy Violations	0	0		Hacking/Computer Invasion	0	0	0
Disorderly Conduct	0	0		Robbery	3	1	0
Driving Under the Influence	43	0		Pocket-picking	18	0	0
Drunkenness	4	0		Purse-snatching	0	0	0
Family Offenses (Nonviolent)	2	0		Shoplifting	2	1	0
Liquor Law Violations	0	0		Theft From Building	0	0	0
Loitering/Trespassing	0	0		Theft From Coin Operated Machine or Device	0	0	0
Respass of Real Property	1	0		Theft From Motor Vehicle	0	0	0
All Other Offenses	48	0		Theft of Motor Vehicle Parts/Accessories	0	0	0
Total Group B	98	0		All Other Larceny	141	7	0
				Motor Vehicle Theft	24	4	0
				Stolen Property Offenses	2	0	0
				Crimes Against Society			
				Drug/Narcotic Violations	61	15	0
				Drug Equipment Violations	19	0	0
				Betting/Wagering	0	0	0
				Operating/Promoting/Assisting Gambling	0	0	0
				Gambling Equipment Violations	0	0	0
				Sports Tampering	0	0	0
				Pornography/Obscene Material	7	0	0
				Prostitution	0	0	0
				Assisting or Promoting Prostitution	0	0	0
				Purchasing Prostitution	0	0	0
				Weapon Law Violations	15	0	0
				Animal Cruelty	0	0	0
				Total Group A Offenses	637	55	0

(*) Offenses are counted using the FBI Units of Count for Crime

(**) The 'Arrests' column shows arrests made for incidents during the selected period, regardless of arrest date. Arrest counts for the same period may change over time.

Gordonsville Police Department - VA0680200 - NIBRS Agency Crime Overview - 2020

2020 Population Estimate		1,624	Offenses (*)	Arrests (**)	
Law Enforcement Employees			Reported	Adult	Juvenile
Group A Offenses					
Crimes Against Persons					
Sworn Male	7	Murder and Nonnegligent Manslaughter	0	0	0
Sworn Female	0	Negligent Manslaughter	0	0	0
Civilian Male	0	Kidnapping/Abduction	0	0	0
Civilian Female	0	Forcible Rape	2	1	0
Total:	7	Forcible Sodomy	0	0	0
		Sexual Assault With An Object	0	0	0
		Forcible Fondling	0	0	0
		Incest	0	0	0
Incident Total	124	Statutory Rape	0	0	0
Offense Total	148	Aggravated Assault	0	0	0
Group A Crimes per 100,000 population	7,635.5	Simple Assault	19	3	0
		Intimidation	0	0	0
		Human Trafficking, Commercial Sex Acts	0	0	0
		Human Trafficking, Involuntary Servitude	0	0	0
Arrest Overview					
Crimes Against Property					
Total Arrests	46	Arson	0	0	0
Adult Arrests	46	Bribery	0	0	0
Juvenile Arrests	0	Burglary/Breaking & Entering	5	1	0
Unknown Age	0	Counterfeiting/Forgery	2	0	0
Arrests per 100,000 population	2,832.5	Destruction/Damage/Vandalism of Property	35	2	0
		Embezzlement	1	0	0
		Extortion/Blackmail	0	0	0
		False Pretenses/Swindle/Confidence Game	2	0	0
		Credit Card/Automatic Teller Fraud	0	0	0
		Impersonation	0	0	0
		Welfare Fraud	0	0	0
		Wire Fraud	1	0	0
		Identity Theft	0	0	0
		Hacking/Computer Invasion	0	0	0
		Robbery	0	0	0
		Pocket-picking	0	0	0
		Purse-snatching	0	0	0
		Shoplifting	5	1	0
		Theft From Building	0	0	0
		Theft From Coin Operated Machine or Device	0	0	0
		Theft From Motor Vehicle	10	0	0
		Theft of Motor Vehicle Parts/Accessories	0	0	0
		All Other Larceny	14	0	0
		Motor Vehicle Theft	0	0	0
		Stolen Property Offenses	0	0	0
Group B Arrests					
Offense	Adult	Juvenile			
Bad Checks	0	0			
Curfew/Loitering/Vagrancy Violations	0	0			
Disorderly Conduct	1	0			
Driving Under the Influence	6	0			
Drunkenness	2	0			
Family Offenses (Nonviolent)	0	0			
Liquor Law Violations	0	0			
Peeping Tom	0	0			
Trespass of Real Property	0	0			
All Other Offenses	18	0			
Total Group B	27	0			
Crimes Against Society					
		Drug/Narcotic Violations	34	10	0
		Drug Equipment Violations	17	0	0
		Betting/Wagering	0	0	0
		Operating/Promoting/Assisting Gambling	0	0	0
		Gambling Equipment Violations	0	0	0
		Sports Tampering	0	0	0
		Pornography/Obscene Material	0	0	0
		Prostitution	0	0	0
		Assisting or Promoting Prostitution	0	0	0
		Purchasing Prostitution	0	0	0
		Weapon Law Violations	1	1	0
		Animal Cruelty	0	0	0
		Total Group A Offenses	148	19	0

(*) Offenses are counted using the FBI Units of Count for Crime

(**) The 'Arrests' column shows arrests made for incidents during the selected period, regardless of arrest date. Arrest counts for the same period may change over time.

Grayson County Sheriffs Office - VA0380000 - NIBRS Agency Crime Overview - 2020

2020 Population Estimate			14,582	Offenses (*)		Arrests (**)	
				Reported	Adult	Juvenile	
Law Enforcement Employees			Crimes Against Persons				
Sworn Male	24		Murder and Nonnegligent Manslaughter	0	0	0	
Sworn Female	2		Negligent Manslaughter	0	0	0	
Civilian Male	2		Kidnapping/Abduction	1	2	0	
Civilian Female	4		Forcible Rape	3	0	0	
			Forcible Sodomy	0	0	0	
Total:	32		Sexual Assault With An Object	0	0	0	
			Forcible Fondling	6	2	0	
Offense Overview			Incest	0	0	0	
Incident Total	397		Statutory Rape	0	0	0	
Offense Total	461		Aggravated Assault	7	5	0	
Group A Crimes per 100,000 population	2,722.5		Simple Assault	113	56	0	
			Intimidation	9	7	0	
			Human Trafficking, Commercial Sex Acts	0	0	0	
			Human Trafficking, Involuntary Servitude	0	0	0	
Arrest Overview			Crimes Against Property				
Total Arrests	310		Arson	1	0	0	
Adult Arrests	305		Bribery	0	0	0	
Juvenile Arrests	5		Burglary/Breaking & Entering	16	1	0	
Unknown Age	0		Counterfeiting/Forgery	2	0	0	
Arrests per 100,000 population	2,125.9		Destruction/Damage/Vandalism of Property	65	7	0	
			Embezzlement	1	0	0	
			Extortion/Blackmail	0	0	0	
			False Pretenses/Swindle/Confidence Game	5	0	0	
			Credit Card/Automatic Teller Fraud	2	0	0	
			Impersonation	1	0	0	
			Welfare Fraud	2	1	0	
Group B Arrests							
Offense	Adult	Juvenile	Wire Fraud	3	0	0	
Head Checks	0	0	Identity Theft	7	0	0	
Curfew/Loitering/Vagrancy Violations	0	0	Hacking/Computer Invasion	1	0	0	
Disorderly Conduct	1	1	Robbery	1	0	0	
Driving Under the Influence	21	0	Pocket-picking	0	0	0	
Drunkenness	16	0	Purse-snatching	0	0	0	
Family Offenses (Nonviolent)	2	0	Shoplifting	1	0	0	
Liquor Law Violations	2	0	Theft From Building	11	1	0	
Loitering/Trespassing	0	0	Theft From Coin Operated Machine or Device	0	0	0	
Respass of Real Property	3	0	Theft From Motor Vehicle	2	0	0	
All Other Offenses	112	3	Theft of Motor Vehicle Parts/Accessories	5	0	0	
Total Group B	157	4	All Other Larceny	74	9	0	
			Motor Vehicle Theft	23	11	0	
			Stolen Property Offenses	0	1	0	
			Crimes Against Society				
			Drug/Narcotic Violations	80	41	1	
			Drug Equipment Violations	2	0	0	
			Betting/Wagering	0	0	0	
			Operating/Promoting/Assisting Gambling	0	0	0	
			Gambling Equipment Violations	0	0	0	
			Sports Tampering	0	0	0	
			Pornography/Obscene Material	2	1	0	
			Prostitution	0	0	0	
			Assisting or Promoting Prostitution	0	0	0	
			Purchasing Prostitution	0	0	0	
			Weapon Law Violations	15	3	0	
			Animal Cruelty	0	0	0	
			Total Group A Offenses	461	148	1	

(*) Offenses are counted using the FBI Units of Count for Crime

(**) The 'Arrests' column shows arrests made for incidents during the selected period, regardless of arrest date. Arrest counts for the same period may change over time.

Greene County Sheriff's Office - VA0390000 - NIBRS Agency Crime Overview - 2020

2020 Population Estimate			20,323	Offenses (*)	Arrests (**)	
				Reported	Adult	Juvenile
Law Enforcement Employees						
			Group A Offenses			
			Crimes Against Persons			
Sworn Male		23	Murder and Nonnegligent Manslaughter	1	0	1
Sworn Female		2	Negligent Manslaughter	0	0	0
Civilian Male		2	Kidnapping/Abduction	4	1	0
Civilian Female		7	Forcible Rape	1	0	0
			Forcible Sodomy	0	0	0
Total:		34	Sexual Assault With An Object	0	0	0
			Forcible Fondling	13	1	0
Offense Overview			Incest	0	0	0
Incident Total		609	Statutory Rape	0	0	0
Offense Total		772	Aggravated Assault	15	9	0
Group A Crimes per 100,000 population		2,996.6	Simple Assault	182	61	3
			Intimidation	28	3	0
			Human Trafficking, Commercial Sex Acts	0	0	0
			Human Trafficking, Involuntary Servitude	0	0	0
Arrest Overview			Crimes Against Property			
Total Arrests		400	Arson	1	0	0
Adult Arrests		382	Bribery	0	0	0
Juvenile Arrests		18	Burglary/Breaking & Entering	11	1	1
Unknown Age		0	Counterfeiting/Forgery	5	1	0
Arrests per 100,000 population		1,968.2	Destruction/Damage/Vandalism of Property	88	4	0
			Embezzlement	3	3	0
			Extortion/Blackmail	1	0	0
			False Pretenses/Swindle/Confidence Game	23	4	0
			Credit Card/Automatic Teller Fraud	9	2	0
			Impersonation	6	0	0
			Welfare Fraud	0	0	0
Group B Arrests			Wire Fraud	1	0	0
Offense	Adult	Juvenile	Identity Theft	0	0	0
Head Checks	0	0	Hacking/Computer Invasion	0	0	0
Curfew/Loitering/Vagrancy Violations	0	0	Robbery	3	3	0
Disorderly Conduct	4	3	Pocket-picking	0	0	0
Driving Under the Influence	15	0	Purse-snatching	0	0	0
Drunkenness	16	0	Shoplifting	76	68	0
Family Offenses (Nonviolent)	0	0	Theft From Building	16	0	0
Liquor Law Violations	0	1	Theft From Coin Operated Machine or Device	0	0	0
Loitering/Trespassing	0	0	Theft From Motor Vehicle	16	0	0
Respass of Real Property	10	0	Theft of Motor Vehicle Parts/Accessories	12	0	0
All Other Offenses	107	5	All Other Larceny	58	8	0
Total Group B	152	9	Motor Vehicle Theft	9	4	0
			Stolen Property Offenses	2	1	0
			Crimes Against Society			
			Drug/Narcotic Violations	99	47	3
			Drug Equipment Violations	66	0	0
			Betting/Wagering	0	0	0
			Operating/Promoting/Assisting Gambling	0	0	0
			Gambling Equipment Violations	0	0	0
			Sports Tampering	0	0	0
			Pornography/Obscene Material	5	1	0
			Prostitution	1	2	0
			Assisting or Promoting Prostitution	0	0	0
			Purchasing Prostitution	0	0	0
			Weapon Law Violations	17	6	1
			Animal Cruelty	0	0	0
			Total Group A Offenses	772	230	9

(*) Offenses are counted using the FBI Units of Count for Crime

(**) The 'Arrests' column shows arrests made for incidents during the selected period, regardless of arrest date. Arrest counts for the same period may change over time.

Greenville County Sheriff's Office - VA0400000 - NIBRS Agency Crime Overview - 2020

2020 Population Estimate		11,393	Offenses (*)	Arrests (**)	
Law Enforcement Employees			Reported	Adult	Juvenile
Group A Offenses					
Crimes Against Persons					
Sworn Male	19	Murder and Nonnegligent Manslaughter	1	0	0
Sworn Female	1	Negligent Manslaughter	0	0	0
Civilian Male	3	Kidnapping/Abduction	1	0	0
Civilian Female	8	Forcible Rape	1	0	0
Total:	31	Forcible Sodomy	0	0	0
		Sexual Assault With An Object	0	0	0
		Forcible Fondling	5	0	0
		Incest	0	0	0
Incident Total	194	Statutory Rape	0	0	0
Offense Total	226	Aggravated Assault	10	5	0
Group A Crimes per 100,000 population	1,702.8	Simple Assault	43	20	0
		Intimidation	0	0	0
		Human Trafficking, Commercial Sex Acts	0	0	0
		Human Trafficking, Involuntary Servitude	0	0	0
Arrest Overview					
Crimes Against Property					
Total Arrests	140	Arson	0	0	0
Adult Arrests	140	Bribery	1	1	0
Juvenile Arrests	0	Burglary/Breaking & Entering	16	0	0
Unknown Age	0	Counterfeiting/Forgery	1	0	0
Arrests per 100,000 population	1,228.8	Destruction/Damage/Vandalism of Property	37	2	0
		Embezzlement	0	0	0
		Extortion/Blackmail	0	0	0
		False Pretenses/Swindle/Confidence Game	11	1	0
		Credit Card/Automatic Teller Fraud	5	0	0
		Impersonation	5	0	0
		Welfare Fraud	0	0	0
		Wire Fraud	0	0	0
		Identity Theft	0	0	0
		Hacking/Computer Invasion	0	0	0
		Robbery	1	0	0
		Pocket-picking	8	0	0
		Purse-snatching	0	0	0
		Shoplifting	1	0	0
		Theft From Building	0	0	0
		Theft From Coin Operated Machine or Device	0	0	0
		Theft From Motor Vehicle	0	0	0
		Theft of Motor Vehicle Parts/Accessories	2	0	0
		All Other Larceny	30	2	0
		Motor Vehicle Theft	11	0	0
		Stolen Property Offenses	3	2	0
Group B Arrests					
Offense	Adult	Juvenile			
Bad Checks	0	0			
Curfew/Loitering/Vagrancy Violations	0	0			
Disorderly Conduct	1	0			
Driving Under the Influence	6	0			
Drunkenness	8	0			
Family Offenses (Nonviolent)	0	0			
Liquor Law Violations	0	0			
Peeping Tom	0	0			
Trespass of Real Property	5	0			
All Other Offenses	75	0			
Total Group B	95	0			
Crimes Against Society					
		Drug/Narcotic Violations	14	9	0
		Drug Equipment Violations	0	0	0
		Betting/Wagering	0	0	0
		Operating/Promoting/Assisting Gambling	0	0	0
		Gambling Equipment Violations	0	0	0
		Sports Tampering	0	0	0
		Pornography/Obscene Material	4	0	0
		Prostitution	0	0	0
		Assisting or Promoting Prostitution	0	0	0
		Purchasing Prostitution	0	0	0
		Weapon Law Violations	15	3	0
		Animal Cruelty	0	0	0
		Total Group A Offenses	226	45	0

(*) Offenses are counted using the FBI Units of Count for Crime

(**) The 'Arrests' column shows arrests made for incidents during the selected period, regardless of arrest date. Arrest counts for the same period may change over time.

Gretna Police Department - VA0710200 - NIBRS Agency Crime Overview - 2020

2020 Population Estimate		1,190	Offenses (*)	Arrests (**)	
			Reported	Adult	Juvenile
Law Enforcement Employees					
Sworn Male		3			
Sworn Female		0			
Civilian Male		0			
Civilian Female		0			
Total:		3			
Offense Overview					
Incident Total		10			
Offense Total		10			
Group A Crimes per 100,000 population		840.3			
Arrest Overview					
Total Arrests		4			
Adult Arrests		4			
Juvenile Arrests		0			
Unknown Age		0			
Arrests per 100,000 population		336.1			
Group A Offenses					
Crimes Against Persons					
Murder and Nonnegligent Manslaughter			0	0	0
Negligent Manslaughter			0	0	0
Kidnapping/Abduction			0	0	0
Forcible Rape			0	0	0
Forcible Sodomy			0	0	0
Sexual Assault With An Object			0	0	0
Forcible Fondling			0	0	0
Incest			0	0	0
Statutory Rape			0	0	0
Aggravated Assault			0	0	0
Simple Assault			2	1	0
Intimidation			0	0	0
Human Trafficking, Commercial Sex Acts			0	0	0
Human Trafficking, Involuntary Servitude			0	0	0
Crimes Against Property					
Arson			0	0	0
Bribery			0	0	0
Burglary/Breaking & Entering			1	0	0
Counterfeiting/Forgery			0	0	0
Destruction/Damage/Vandalism of Property			0	0	0
Embezzlement			0	0	0
Extortion/Blackmail			0	0	0
False Pretenses/Swindle/Confidence Game			0	0	0
Credit Card/Automatic Teller Fraud			0	0	0
Impersonation			0	0	0
Welfare Fraud			0	0	0
Wire Fraud			0	0	0
Identity Theft			0	0	0
Hacking/Computer Invasion			0	0	0
Robbery			1	0	0
Pocket-picking			0	0	0
Purse-snatching			0	0	0
Shoplifting			3	2	0
Theft From Building			1	0	0
Theft From Coin Operated Machine or Device			0	0	0
Theft From Motor Vehicle			0	0	0
Theft of Motor Vehicle Parts/Accessories			0	0	0
All Other Larceny			2	1	0
Motor Vehicle Theft			0	0	0
Stolen Property Offenses			0	0	0
Crimes Against Society					
Drug/Narcotic Violations			0	0	0
Drug Equipment Violations			0	0	0
Betting/Wagering			0	0	0
Operating/Promoting/Assisting Gambling			0	0	0
Gambling Equipment Violations			0	0	0
Sports Tampering			0	0	0
Pornography/Obscene Material			0	0	0
Prostitution			0	0	0
Assisting or Promoting Prostitution			0	0	0
Purchasing Prostitution			0	0	0
Weapon Law Violations			0	0	0
Animal Cruelty			0	0	0
Total Group A Offenses			10	4	0
Group B Arrests					
Offense	Adult	Juvenile			
Bad Checks	0	0			
Curfew/Loitering/Vagrancy Violations	0	0			
Disorderly Conduct	0	0			
Driving Under the Influence	0	0			
Drunkenness	0	0			
Family Offenses (Nonviolent)	0	0			
Liquor Law Violations	0	0			
Peeping Tom	0	0			
Trespass of Real Property	0	0			
All Other Offenses	0	0			
Total Group B	0	0			

(*) Offenses are counted using the FBI Units of Count for Crime

(**) The 'Arrests' column shows arrests made for incidents during the selected period, regardless of arrest date. Arrest counts for the same period may change over time.

Grottoes Police Department - VA0820500 - NIBRS Agency Crime Overview - 2020

2020 Population Estimate		2,860	Offenses (*)	Arrests (**)	
			Reported	Adult	Juvenile
Law Enforcement Employees					
Sworn Male		6			
Sworn Female		0			
Civilian Male		0			
Civilian Female		0			
Total:		6			
Offense Overview					
Incident Total		20			
Offense Total		21			
Group A Crimes per 100,000 population		699.3			
Arrest Overview					
Total Arrests		2			
Adult Arrests		2			
Juvenile Arrests		0			
Unknown Age		0			
Arrests per 100,000 population		69.9			
Group B Arrests					
Offense	Adult	Juvenile			
Bad Checks	0	0			
Curfew/Loitering/Vagrancy Violations	0	0			
Disorderly Conduct	1	0			
Driving Under the Influence	0	0			
Drunkenness	0	0			
Family Offenses (Nonviolent)	0	0			
Liquor Law Violations	0	0			
Peeping Tom	0	0			
Trespass of Real Property	0	0			
All Other Offenses	0	0			
Total Group B	1	0			
Group A Offenses					
Crimes Against Persons					
Murder and Nonnegligent Manslaughter			0	0	0
Negligent Manslaughter			0	0	0
Kidnapping/Abduction			0	0	0
Forcible Rape			0	0	0
Forcible Sodomy			0	0	0
Sexual Assault With An Object			0	0	0
Forcible Fondling			0	0	0
Incest			0	0	0
Statutory Rape			0	0	0
Aggravated Assault			0	0	0
Simple Assault			4	0	0
Intimidation			0	0	0
Human Trafficking, Commercial Sex Acts			0	0	0
Human Trafficking, Involuntary Servitude			0	0	0
Crimes Against Property					
Arson			0	0	0
Bribery			0	0	0
Burglary/Breaking & Entering			1	0	0
Counterfeiting/Forgery			2	0	0
Destruction/Damage/Vandalism of Property			4	0	0
Embezzlement			0	0	0
Extortion/Blackmail			0	0	0
False Pretenses/Swindle/Confidence Game			1	0	0
Credit Card/Automatic Teller Fraud			0	0	0
Impersonation			0	0	0
Welfare Fraud			0	0	0
Wire Fraud			0	0	0
Identity Theft			0	0	0
Hacking/Computer Invasion			0	0	0
Robbery			0	0	0
Pocket-picking			0	0	0
Purse-snatching			0	0	0
Shoplifting			0	0	0
Theft From Building			1	0	0
Theft From Coin Operated Machine or Device			1	0	0
Theft From Motor Vehicle			0	0	0
Theft of Motor Vehicle Parts/Accessories			0	0	0
All Other Larceny			4	0	0
Motor Vehicle Theft			1	0	0
Stolen Property Offenses			0	0	0
Crimes Against Society					
Drug/Narcotic Violations			1	1	0
Drug Equipment Violations			0	0	0
Betting/Wagering			0	0	0
Operating/Promoting/Assisting Gambling			0	0	0
Gambling Equipment Violations			0	0	0
Sports Tampering			0	0	0
Pornography/Obscene Material			0	0	0
Prostitution			0	0	0
Assisting or Promoting Prostitution			0	0	0
Purchasing Prostitution			0	0	0
Weapon Law Violations			1	0	0
Animal Cruelty			0	0	0
Total Group A Offenses			21	1	0

(*) Offenses are counted using the FBI Units of Count for Crime

(**) The 'Arrests' column shows arrests made for incidents during the selected period, regardless of arrest date. Arrest counts for the same period may change over time.

Grundy Police Department - VA0140100 - NIBRS Agency Crime Overview - 2020

2020 Population Estimate		899	Offenses (*)	Arrests (**)	
Law Enforcement Employees			Reported	Adult	Juvenile
Group A Offenses					
Crimes Against Persons					
Sworn Male	4	Murder and Nonnegligent Manslaughter	0	0	0
Sworn Female	1	Negligent Manslaughter	0	0	0
Civilian Male	0	Kidnapping/Abduction	0	0	0
Civilian Female	0	Forcible Rape	0	0	0
Total:	5	Forcible Sodomy	0	0	0
		Sexual Assault With An Object	0	0	0
		Forcible Fondling	0	0	0
		Incest	0	0	0
Incident Total	79	Statutory Rape	0	0	0
Offense Total	87	Aggravated Assault	1	1	0
Group A Crimes per 100,000 population	8,787.5	Simple Assault	5	5	0
		Intimidation	0	0	0
		Human Trafficking, Commercial Sex Acts	0	0	0
		Human Trafficking, Involuntary Servitude	0	0	0
Arrest Overview					
Crimes Against Property					
Total Arrests	88	Arson	0	0	0
Adult Arrests	87	Bribery	0	0	0
Juvenile Arrests	1	Burglary/Breaking & Entering	0	0	0
Unknown Age	0	Counterfeiting/Forgery	3	0	0
Arrests per 100,000 population	9,788.7	Destruction/Damage/Vandalism of Property	3	0	0
		Embezzlement	0	0	0
		Extortion/Blackmail	0	0	0
		False Pretenses/Swindle/Confidence Game	1	0	0
		Credit Card/Automatic Teller Fraud	0	0	0
		Impersonation	0	0	0
		Welfare Fraud	0	0	0
		Wire Fraud	0	0	0
		Identity Theft	2	0	0
		Hacking/Computer Invasion	0	0	0
		Robbery	0	0	0
		Pocket-picking	0	0	0
		Purse-snatching	1	0	0
		Shoplifting	52	32	1
		Theft From Building	0	0	0
		Theft From Coin Operated Machine or Device	0	0	0
		Theft From Motor Vehicle	0	0	0
		Theft of Motor Vehicle Parts/Accessories	1	0	0
		All Other Larceny	5	0	0
		Motor Vehicle Theft	1	0	0
		Stolen Property Offenses	0	0	0
Crimes Against Society					
		Drug/Narcotic Violations	6	5	0
		Drug Equipment Violations	5	1	0
		Betting/Wagering	0	0	0
		Operating/Promoting/Assisting Gambling	0	0	0
		Gambling Equipment Violations	0	0	0
		Sports Tampering	0	0	0
		Pornography/Obscene Material	0	0	0
		Prostitution	0	0	0
		Assisting or Promoting Prostitution	0	0	0
		Purchasing Prostitution	0	0	0
		Weapon Law Violations	1	0	0
		Animal Cruelty	0	0	0
Total Group A Offenses			87	44	1
Group B Arrests					
Offense	Adult	Juvenile			
Bad Checks	0	0			
Curfew/Loitering/Vagrancy Violations	0	0			
Disorderly Conduct	1	0			
Driving Under the Influence	1	0			
Drunkenness	7	0			
Family Offenses (Nonviolent)	0	0			
Liquor Law Violations	0	0			
Peeping Tom	0	0			
Trespass of Real Property	0	0			
All Other Offenses	34	0			
Total Group B	43	0			

(*) Offenses are counted using the FBI Units of Count for Crime

(**) The 'Arrests' column shows arrests made for incidents during the selected period, regardless of arrest date. Arrest counts for the same period may change over time.

Halifax CO Sheriff's Office - VA0410000 - NIBRS Agency Crime Overview - 2020

2020 Population Estimate		25,627	Offenses (*)	Arrests (**)	
Law Enforcement Employees			Reported	Adult	Juvenile
Group A Offenses					
Crimes Against Persons					
Sworn Male	41	Murder and Nonnegligent Manslaughter	1	1	0
Sworn Female	1	Negligent Manslaughter	0	0	0
Civilian Male	0	Kidnapping/Abduction	3	0	0
Civilian Female	3	Forcible Rape	7	0	0
Total:	45	Forcible Sodomy	1	0	0
		Sexual Assault With An Object	1	0	0
		Forcible Fondling	5	0	0
		Incest	0	0	0
Incident Total	539	Statutory Rape	0	1	0
Offense Total	634	Aggravated Assault	9	13	1
Group A Crimes per 100,000 population	2,103.3	Simple Assault	114	73	5
		Intimidation	4	0	0
		Human Trafficking, Commercial Sex Acts	0	0	0
		Human Trafficking, Involuntary Servitude	0	0	0
Arrest Overview					
Crimes Against Property					
Total Arrests	577	Arson	3	0	0
Adult Arrests	560	Bribery	0	0	0
Juvenile Arrests	17	Burglary/Breaking & Entering	54	8	4
Unknown Age	0	Counterfeiting/Forgery	6	0	0
Arrests per 100,000 population	2,251.5	Destruction/Damage/Vandalism of Property	63	12	0
		Embezzlement	1	0	0
		Extortion/Blackmail	0	0	0
		False Pretenses/Swindle/Confidence Game	6	6	0
		Credit Card/Automatic Teller Fraud	17	0	0
		Impersonation	3	1	0
		Welfare Fraud	0	0	0
		Wire Fraud	3	0	0
		Identity Theft	5	0	0
		Hacking/Computer Invasion	0	0	0
		Robbery	2	2	0
		Pocket-picking	0	2	0
		Purse-snatching	0	0	0
		Shoplifting	2	1	0
		Theft From Building	15	0	0
		Theft From Coin Operated Machine or Device	0	0	0
		Theft From Motor Vehicle	19	0	0
		Theft of Motor Vehicle Parts/Accessories	3	0	0
		All Other Larceny	96	12	0
		Motor Vehicle Theft	38	3	2
		Stolen Property Offenses	3	3	0
Group B Arrests					
Offense	Adult	Juvenile			
Bad Checks	4	0			
Curfew/Loitering/Vagrancy Violations	0	0			
Disorderly Conduct	6	0			
Driving Under the Influence	21	0			
Drunkenness	35	0			
Family Offenses (Nonviolent)	1	0			
Liquor Law Violations	0	0			
Peeping Tom	0	0			
Trespass of Real Property	14	0			
All Other Offenses	296	3			
Total Group B	377	3			
Crimes Against Society					
		Drug/Narcotic Violations	110	34	1
		Drug Equipment Violations	11	1	0
		Betting/Wagering	0	0	0
		Operating/Promoting/Assisting Gambling	0	0	0
		Gambling Equipment Violations	0	0	0
		Sports Tampering	0	0	0
		Pornography/Obscene Material	2	0	0
		Prostitution	0	0	0
		Assisting or Promoting Prostitution	0	0	0
		Purchasing Prostitution	0	0	0
		Weapon Law Violations	25	9	1
		Animal Cruelty	2	1	0
		Total Group A Offenses	634	183	14

(*) Offenses are counted using the FBI Units of Count for Crime

(**) The 'Arrests' column shows arrests made for incidents during the selected period, regardless of arrest date. Arrest counts for the same period may change over time.

Halifax Police Department - VA0410100 - NIBRS Agency Crime Overview - 2020

2020 Population Estimate		1,210	Offenses (*)	Arrests (**)	
Law Enforcement Employees			Reported	Adult	Juvenile
Group A Offenses					
Crimes Against Persons					
Sworn Male	5	Murder and Nonnegligent Manslaughter	0	0	0
Sworn Female	0	Negligent Manslaughter	0	0	0
Civilian Male	0	Kidnapping/Abduction	0	0	0
Civilian Female	0	Forcible Rape	0	0	0
Total:	5	Forcible Sodomy	0	0	0
		Sexual Assault With An Object	0	0	0
		Forcible Fondling	0	0	0
		Incest	0	0	0
Incident Total	22	Statutory Rape	0	0	0
Offense Total	24	Aggravated Assault	0	0	0
Group A Crimes per 100,000 population	1,818.2	Simple Assault	0	0	0
		Intimidation	1	0	0
		Human Trafficking, Commercial Sex Acts	0	0	0
		Human Trafficking, Involuntary Servitude	0	0	0
Arrest Overview					
Crimes Against Property					
Total Arrests	27	Arson	0	0	0
Adult Arrests	27	Bribery	0	0	0
Juvenile Arrests	0	Burglary/Breaking & Entering	4	1	0
Unknown Age	0	Counterfeiting/Forgery	0	0	0
Arrests per 100,000 population	2,231.4	Destruction/Damage/Vandalism of Property	6	2	0
		Embezzlement	0	0	0
		Extortion/Blackmail	0	0	0
		False Pretenses/Swindle/Confidence Game	0	0	0
		Credit Card/Automatic Teller Fraud	0	0	0
		Impersonation	0	0	0
		Welfare Fraud	0	0	0
		Wire Fraud	0	0	0
		Identity Theft	0	0	0
		Hacking/Computer Invasion	0	0	0
		Robbery	0	0	0
		Pocket-picking	0	0	0
		Purse-snatching	0	0	0
		Shoplifting	0	0	0
		Theft From Building	1	0	0
		Theft From Coin Operated Machine or Device	0	0	0
		Theft From Motor Vehicle	1	0	0
		Theft of Motor Vehicle Parts/Accessories	0	0	0
		All Other Larceny	2	1	0
		Motor Vehicle Theft	1	0	0
		Stolen Property Offenses	0	0	0
Group B Arrests					
Offense	Adult	Juvenile			
Bad Checks	0	0			
Curfew/Loitering/Vagrancy Violations	0	0			
Disorderly Conduct	0	0			
Driving Under the Influence	9	0			
Drunkenness	1	0			
Family Offenses (Nonviolent)	0	0			
Liquor Law Violations	0	0			
Peeping Tom	0	0			
Trespass of Real Property	1	0			
All Other Offenses	7	0			
Total Group B	18	0			
Crimes Against Society					
		Drug/Narcotic Violations	7	4	0
		Drug Equipment Violations	0	0	0
		Betting/Wagering	0	0	0
		Operating/Promoting/Assisting Gambling	0	0	0
		Gambling Equipment Violations	0	0	0
		Sports Tampering	0	0	0
		Pornography/Obscene Material	0	0	0
		Prostitution	0	0	0
		Assisting or Promoting Prostitution	0	0	0
		Purchasing Prostitution	0	0	0
		Weapon Law Violations	1	1	0
		Animal Cruelty	0	0	0
		Total Group A Offenses	24	9	0

(*) Offenses are counted using the FBI Units of Count for Crime

(**) The 'Arrests' column shows arrests made for incidents during the selected period, regardless of arrest date. Arrest counts for the same period may change over time.

Hallwood Police Department - VA0010800 - NIBRS Agency Crime Overview - 2020

2020 Population Estimate			N/A	Offenses (*)		Arrests (**)	
				Group A Offenses	Reported	Adult	Juvenile
Law Enforcement Employees				Crimes Against Persons			
Sworn Male		0		Murder and Nonnegligent Manslaughter	0	0	0
Sworn Female		0		Negligent Manslaughter	0	0	0
Civilian Male		0		Kidnapping/Abduction	0	0	0
Civilian Female		0		Forcible Rape	0	0	0
		0		Forcible Sodomy	0	0	0
Total:		0		Sexual Assault With An Object	0	0	0
				Forcible Fondling	0	0	0
Offense Overview				Incest	0	0	0
Incident Total		0		Statutory Rape	0	0	0
Offense Total		0		Aggravated Assault	0	0	0
Group A Crimes per 100,000 population		N/A		Simple Assault	0	0	0
				Intimidation	0	0	0
				Human Trafficking, Commercial Sex Acts	0	0	0
				Human Trafficking, Involuntary Servitude	0	0	0
Arrest Overview				Crimes Against Property			
Total Arrests		0		Arson	0	0	0
Adult Arrests		0		Bribery	0	0	0
Juvenile Arrests		0		Burglary/Breaking & Entering	0	0	0
Unknown Age		0		Counterfeiting/Forgery	0	0	0
Arrests per 100,000 population		N/A		Destruction/Damage/Vandalism of Property	0	0	0
				Embezzlement	0	0	0
				Extortion/Blackmail	0	0	0
				False Pretenses/Swindle/Confidence Game	0	0	0
				Credit Card/Automatic Teller Fraud	0	0	0
				Impersonation	0	0	0
				Welfare Fraud	0	0	0
Group B Arrests				Wire Fraud	0	0	0
Offense	Adult	Juvenile		Identity Theft	0	0	0
Bad Checks	0	0		Hacking/Computer Invasion	0	0	0
Drunkenflew/Loitering/Vagrancy Violations	0	0		Robbery	0	0	0
Disorderly Conduct	0	0		Pocket-picking	0	0	0
Driving Under the Influence	0	0		Purse-snatching	0	0	0
Drunkenness	0	0		Shoplifting	0	0	0
Family Offenses (Nonviolent)	0	0		Theft From Building	0	0	0
Liquor Law Violations	0	0		Theft From Coin Operated Machine or Device	0	0	0
Keeping Tom	0	0		Theft From Motor Vehicle	0	0	0
Trespass of Real Property	0	0		Theft of Motor Vehicle Parts/Accessories	0	0	0
All Other Offenses	0	0		All Other Larceny	0	0	0
				Motor Vehicle Theft	0	0	0
Total Group B	0	0		Stolen Property Offenses	0	0	0
				Crimes Against Society			
				Drug/Narcotic Violations	0	0	0
				Drug Equipment Violations	0	0	0
				Betting/Wagering	0	0	0
				Operating/Promoting/Assisting Gambling	0	0	0
				Gambling Equipment Violations	0	0	0
				Sports Tampering	0	0	0
				Pornography/Obscene Material	0	0	0
				Prostitution	0	0	0
				Assisting or Promoting Prostitution	0	0	0
				Purchasing Prostitution	0	0	0
				Weapon Law Violations	0	0	0
				Animal Cruelty	0	0	0
				Total Group A Offenses	0	0	0

(*) Offenses are counted using the FBI Units of Count for Crime

(**) The 'Arrests' column shows arrests made for incidents during the selected period, regardless of arrest date. Arrest counts for the same period may change over time.

Hampton Police Division - VA1110000 - NIBRS Agency Crime Overview - 2020

2020 Population Estimate		136,673	Offenses (*)	Arrests (**)	
			Reported	Adult	Juvenile
Law Enforcement Employees			Crimes Against Persons		
Sworn Male	272	Murder and Nonnegligent Manslaughter	24	5	0
Sworn Female	53	Negligent Manslaughter	1	3	0
Civilian Male	18	Kidnapping/Abduction	47	39	1
Civilian Female	83	Forcible Rape	25	4	0
Total:	426	Forcible Sodomy	7	2	0
		Sexual Assault With An Object	2	0	0
		Forcible Fondling	46	5	0
Offense Overview		Incest	0	0	0
Incident Total	8,091	Statutory Rape	1	0	0
Offense Total	9,178	Aggravated Assault	208	93	5
Group A Crimes per 100,000 population	5,920.0	Simple Assault	1,615	739	54
		Intimidation	132	13	2
		Human Trafficking, Commercial Sex Acts	1	0	0
		Human Trafficking, Involuntary Servitude	0	0	0
Arrest Overview		Crimes Against Property			
Total Arrests	4,286	Arson	18	2	1
Adult Arrests	4,062	Bribery	0	0	0
Juvenile Arrests	224	Burglary/Breaking & Entering	305	42	0
Unknown Age	0	Counterfeiting/Forgery	63	1	0
Arrests per 100,000 population	3,136.0	Destruction/Damage/Vandalism of Property	1,307	53	6
		Embezzlement	101	4	0
		Extortion/Blackmail	4	0	0
		False Pretenses/Swindle/Confidence Game	278	12	0
		Credit Card/Automatic Teller Fraud	169	1	0
		Impersonation	1	1	0
Group B Arrests		Welfare Fraud	0	0	0
Offense	Adult	Juvenile	Wire Fraud	10	0
Bad Checks	2	0	Identity Theft	39	0
Curfew/Loitering/Vagrancy Violations	0	47	Hacking/Computer Invasion	1	0
Disorderly Conduct	4	5	Robbery	95	17
Driving Under the Influence	172	0	Pocket-picking	5	0
Drunkenness	268	1	Purse-snatching	8	0
Family Offenses (Nonviolent)	46	0	Shoplifting	814	220
Liquor Law Violations	1	0	Theft From Building	237	0
Keeping Tom	1	0	Theft From Coin Operated Machine or Device	7	0
Respass of Real Property	124	1	Theft From Motor Vehicle	776	0
All Other Offenses	1,394	67	Theft of Motor Vehicle Parts/Accessories	282	0
Total Group B	2,012	121	All Other Larceny	670	118
			Motor Vehicle Theft	273	3
			Stolen Property Offenses	8	20
			Crimes Against Society		
			Drug/Narcotic Violations	598	509
			Drug Equipment Violations	245	2
			Betting/Wagering	0	0
			Operating/Promoting/Assisting Gambling	0	0
			Gambling Equipment Violations	0	0
			Sports Tampering	0	0
			Pornography/Obscene Material	38	7
			Prostitution	24	0
			Assisting or Promoting Prostitution	2	23
			Purchasing Prostitution	0	0
			Weapon Law Violations	672	112
			Animal Cruelty	19	0
			Total Group A Offenses	9,178	2,050
					103

(*) Offenses are counted using the FBI Units of Count for Crime

(**) The 'Arrests' column shows arrests made for incidents during the selected period, regardless of arrest date. Arrest counts for the same period may change over time.

Hanover County Sheriffs Office - VA0420000 - NIBRS Agency Crime Overview - 2020

2020 Population Estimate		101,354	Offenses (*)	Arrests (**)	
Law Enforcement Employees			Reported	Adult	Juvenile
Sworn Male		236	Group A Offenses		
Sworn Female		21	Crimes Against Persons		
Civilian Male		1	Murder and Nonnegligent Manslaughter	0	0
Civilian Female		18	Negligent Manslaughter	0	0
Total:		276	Kidnapping/Abduction	12	0
			Forcible Rape	14	0
			Forcible Sodomy	7	0
			Sexual Assault With An Object	9	1
			Forcible Fondling	57	0
			Incest	1	0
			Statutory Rape	2	0
			Aggravated Assault	139	4
			Simple Assault	769	44
			Intimidation	97	6
			Human Trafficking, Commercial Sex Acts	0	0
			Human Trafficking, Involuntary Servitude	0	0
			Crimes Against Property		
			Arson	5	0
			Bribery	0	0
			Burglary/Breaking & Entering	23	0
			Counterfeiting/Forgery	55	0
			Destruction/Damage/Vandalism of Property	364	8
			Embezzlement	14	0
			Extortion/Blackmail	33	0
			False Pretenses/Swindle/Confidence Game	175	0
			Credit Card/Automatic Teller Fraud	93	1
			Impersonation	128	0
			Welfare Fraud	0	0
			Wire Fraud	1	0
			Identity Theft	0	0
			Hacking/Computer Invasion	0	0
			Robbery	5	0
			Pocket-picking	1	0
			Purse-snatching	0	0
			Shoplifting	197	25
			Theft From Building	126	8
			Theft From Coin Operated Machine or Device	2	0
			Theft From Motor Vehicle	106	10
			Theft of Motor Vehicle Parts/Accessories	65	0
			All Other Larceny	260	3
			Motor Vehicle Theft	47	3
			Stolen Property Offenses	17	0
			Crimes Against Society		
			Drug/Narcotic Violations	718	19
			Drug Equipment Violations	28	0
			Betting/Wagering	0	0
			Operating/Promoting/Assisting Gambling	0	0
			Gambling Equipment Violations	0	0
			Sports Tampering	0	0
			Pornography/Obscene Material	80	3
			Prostitution	0	0
			Assisting or Promoting Prostitution	7	0
			Purchasing Prostitution	0	0
			Weapon Law Violations	95	2
			Animal Cruelty	0	0
			Total Group A Offenses	3,752	137
				1,330	

(*) Offenses are counted using the FBI Units of Count for Crime

(**) The 'Arrests' column shows arrests made for incidents during the selected period, regardless of arrest date. Arrest counts for the same period may change over time.

Harrisonburg Police Department - VA1120000 - NIBRS Agency Crime Overview - 2020

2020 Population Estimate		54,049		Offenses (*)	Arrests (**)	
Law Enforcement Employees				Reported	Adult	Juvenile
Group A Offenses						
Crimes Against Persons						
Sworn Male	88	Murder and Nonnegligent Manslaughter		1	1	0
Sworn Female	13	Negligent Manslaughter		0	0	0
Civilian Male	6	Kidnapping/Abduction		8	3	0
Civilian Female	16	Forcible Rape		10	0	0
Total:	123	Forcible Sodomy		3	1	0
		Sexual Assault With An Object		2	2	0
		Forcible Fondling		12	2	0
		Incest		0	0	0
Offense Overview		Statutory Rape		1	0	0
Incident Total	2,021	Aggravated Assault		87	33	0
Offense Total	2,353	Simple Assault		357	137	0
Group A Crimes per 100,000 population	3,739.2	Intimidation		38	7	0
		Human Trafficking, Commercial Sex Acts		0	0	0
		Human Trafficking, Involuntary Servitude		0	0	0
Arrest Overview		Crimes Against Property				
Total Arrests	1,883	Arson		2	1	0
Adult Arrests	1,857	Bribery		0	0	0
Juvenile Arrests	26	Burglary/Breaking & Entering		73	11	0
Unknown Age	0	Counterfeiting/Forgery		48	7	0
Arrests per 100,000 population	3,483.9	Destruction/Damage/Vandalism of Property		317	24	0
		Embezzlement		8	4	0
		Extortion/Blackmail		6	0	0
		False Pretenses/Swindle/Confidence Game		118	16	0
		Credit Card/Automatic Teller Fraud		37	6	0
		Impersonation		13	4	0
		Welfare Fraud		0	0	0
		Wire Fraud		10	0	0
		Identity Theft		27	4	0
		Hacking/Computer Invasion		1	0	0
		Robbery		14	9	0
		Pocket-picking		1	15	0
		Purse-snatching		0	0	0
		Shoplifting		273	99	0
		Theft From Building		68	1	0
		Theft From Coin Operated Machine or Device		5	1	0
		Theft From Motor Vehicle		86	0	0
		Theft of Motor Vehicle Parts/Accessories		57	0	0
		All Other Larceny		203	68	0
		Motor Vehicle Theft		49	5	0
		Stolen Property Offenses		9	9	0
		Crimes Against Society				
		Drug/Narcotic Violations		310	145	9
		Drug Equipment Violations		50	1	0
		Betting/Wagering		0	0	0
		Operating/Promoting/Assisting Gambling		0	0	0
		Gambling Equipment Violations		0	0	0
		Sports Tampering		0	0	0
		Pornography/Obscene Material		9	2	0
		Prostitution		0	0	0
		Assisting or Promoting Prostitution		0	0	0
		Purchasing Prostitution		0	0	0
		Weapon Law Violations		37	6	1
		Animal Cruelty		3	1	0
		Total Group A Offenses		2,353	625	10
		Group B Arrests				
		Offense	Adult	Juvenile		
		Bad Checks	2	0		
		Curfew/Loitering/Vagrancy Violations	0	0		
		Disorderly Conduct	29	0		
		Driving Under the Influence	57	2		
		Drunkenness	276	1		
		Family Offenses (Nonviolent)	2	0		
		Liquor Law Violations	33	0		
		Peeping Tom	0	0		
		Trespass of Real Property	117	0		
		All Other Offenses	716	13		
		Total Group B	1,232	16		

(*) Offenses are counted using the FBI Units of Count for Crime

(**) The 'Arrests' column shows arrests made for incidents during the selected period, regardless of arrest date. Arrest counts for the same period may change over time.

Haymarket Police Department - VA0750500 - NIBRS Agency Crime Overview - 2020

2020 Population Estimate		1,676	Offenses (*)	Arrests (**)	
Law Enforcement Employees			Reported	Adult	Juvenile
Sworn Male		5			
Sworn Female		0			
Civilian Male		0			
Civilian Female		0			
Total:		5			
Offense Overview					
Incident Total		24			
Offense Total		32			
Group A Crimes per 100,000 population		1,432.0			
Arrest Overview					
Total Arrests		6			
Adult Arrests		6			
Juvenile Arrests		0			
Unknown Age		0			
Arrests per 100,000 population		358.0			
Group B Arrests					
Offense	Adult	Juvenile			
Bad Checks	0	0			
Curfew/Loitering/Vagrancy Violations	0	0			
Disorderly Conduct	0	0			
Driving Under the Influence	4	0			
Drunkenness	0	0			
Family Offenses (Nonviolent)	0	0			
Liquor Law Violations	0	0			
Peeping Tom	0	0			
Trespass of Real Property	0	0			
All Other Offenses	0	0			
Total Group B	4	0			
Group A Offenses					
Crimes Against Persons					
Murder and Nonnegligent Manslaughter			0	0	0
Negligent Manslaughter			0	0	0
Kidnapping/Abduction			0	0	0
Forcible Rape			0	0	0
Forcible Sodomy			0	0	0
Sexual Assault With An Object			0	0	0
Forcible Fondling			0	0	0
Incest			0	0	0
Statutory Rape			0	0	0
Aggravated Assault			0	0	0
Simple Assault			3	1	0
Intimidation			0	0	0
Human Trafficking, Commercial Sex Acts			0	0	0
Human Trafficking, Involuntary Servitude			0	0	0
Crimes Against Property					
Arson			0	0	0
Bribery			0	0	0
Burglary/Breaking & Entering			1	0	0
Counterfeiting/Forgery			0	0	0
Destruction/Damage/Vandalism of Property			0	0	0
Embezzlement			0	0	0
Extortion/Blackmail			0	0	0
False Pretenses/Swindle/Confidence Game			0	0	0
Credit Card/Automatic Teller Fraud			0	0	0
Impersonation			0	0	0
Welfare Fraud			0	0	0
Wire Fraud			0	0	0
Identity Theft			0	0	0
Hacking/Computer Invasion			0	0	0
Robbery			0	0	0
Pocket-picking			0	0	0
Purse-snatching			0	0	0
Shoplifting			1	0	0
Theft From Building			0	0	0
Theft From Coin Operated Machine or Device			0	0	0
Theft From Motor Vehicle			1	0	0
Theft of Motor Vehicle Parts/Accessories			0	0	0
All Other Larceny			0	0	0
Motor Vehicle Theft			0	0	0
Stolen Property Offenses			0	0	0
Crimes Against Society					
Drug/Narcotic Violations			16	1	0
Drug Equipment Violations			8	0	0
Betting/Wagering			0	0	0
Operating/Promoting/Assisting Gambling			0	0	0
Gambling Equipment Violations			0	0	0
Sports Tampering			0	0	0
Pornography/Obscene Material			0	0	0
Prostitution			0	0	0
Assisting or Promoting Prostitution			0	0	0
Purchasing Prostitution			0	0	0
Weapon Law Violations			2	0	0
Animal Cruelty			0	0	0
Total Group A Offenses			32	2	0

(*) Offenses are counted using the FBI Units of Count for Crime

(**) The 'Arrests' column shows arrests made for incidents during the selected period, regardless of arrest date. Arrest counts for the same period may change over time.

Haysi Police Department - VA0260200 - NIBRS Agency Crime Overview - 2020

2020 Population Estimate			465	Offenses (*)		Arrests (**)	
				Group A Offenses	Reported	Adult	Juvenile
Law Enforcement Employees				Crimes Against Persons			
Sworn Male		1		Murder and Nonnegligent Manslaughter	0	0	0
Sworn Female		0		Negligent Manslaughter	0	0	0
Civilian Male		0		Kidnapping/Abduction	0	0	0
Civilian Female		0		Forcible Rape	0	0	0
Total:		1		Forcible Sodomy	0	0	0
				Sexual Assault With An Object	0	0	0
				Forcible Fondling	0	0	0
Offense Overview				Incest	0	0	0
Incident Total		14		Statutory Rape	0	0	0
Offense Total		14		Aggravated Assault	0	0	0
Group A Crimes per 100,000 population		3,010.8		Simple Assault	2	1	0
				Intimidation	0	0	0
				Human Trafficking, Commercial Sex Acts	0	0	0
				Human Trafficking, Involuntary Servitude	0	0	0
Arrest Overview				Crimes Against Property			
Total Arrests		2		Arson	0	0	0
Adult Arrests		2		Bribery	0	0	0
Juvenile Arrests		0		Burglary/Breaking & Entering	1	0	0
Unknown Age		0		Counterfeiting/Forgery	1	0	0
Arrests per 100,000 population		430.1		Destruction/Damage/Vandalism of Property	2	0	0
				Embezzlement	0	0	0
				Extortion/Blackmail	0	0	0
				False Pretenses/Swindle/Confidence Game	2	0	0
				Credit Card/Automatic Teller Fraud	0	0	0
				Impersonation	0	0	0
Group B Arrests				Welfare Fraud	0	0	0
Offense	Adult	Juvenile		Wire Fraud	0	0	0
Bad Checks	0	0		Identity Theft	1	0	0
Curfew/Loitering/Vagrancy Violations	0	0		Hacking/Computer Invasion	0	0	0
Disorderly Conduct	0	0		Robbery	0	0	0
Driving Under the Influence	0	0		Pocket-picking	0	0	0
Drunkenness	0	0		Purse-snatching	1	0	0
Family Offenses (Nonviolent)	0	0		Shoplifting	1	0	0
Liquor Law Violations	0	0		Theft From Building	1	0	0
Loitering/Trespassing	0	0		Theft From Coin Operated Machine or Device	0	0	0
Respass of Real Property	0	0		Theft From Motor Vehicle	0	0	0
All Other Offenses	0	0		Theft of Motor Vehicle Parts/Accessories	0	0	0
Total Group B	0	0		All Other Larceny	1	1	0
				Motor Vehicle Theft	1	0	0
				Stolen Property Offenses	0	0	0
				Crimes Against Society			
				Drug/Narcotic Violations	0	0	0
				Drug Equipment Violations	0	0	0
				Betting/Wagering	0	0	0
				Operating/Promoting/Assisting Gambling	0	0	0
				Gambling Equipment Violations	0	0	0
				Sports Tampering	0	0	0
				Pornography/Obscene Material	0	0	0
				Prostitution	0	0	0
				Assisting or Promoting Prostitution	0	0	0
				Purchasing Prostitution	0	0	0
				Weapon Law Violations	0	0	0
				Animal Cruelty	0	0	0
				Total Group A Offenses	14	2	0

(*) Offenses are counted using the FBI Units of Count for Crime

(**) The 'Arrests' column shows arrests made for incidents during the selected period, regardless of arrest date. Arrest counts for the same period may change over time.

Henrico Police Department - VA0430100 - NIBRS Agency Crime Overview - 2020

2020 Population Estimate		331,219	Offenses (*)		Arrests (**)	
			Group A Offenses	Reported	Adult	Juvenile
Law Enforcement Employees			Crimes Against Persons			
Sworn Male	568		Murder and Nonnegligent Manslaughter	16	10	3
Sworn Female	87		Negligent Manslaughter	1	1	0
Civilian Male	56		Kidnapping/Abduction	36	5	0
Civilian Female	118		Forcible Rape	20	2	4
			Forcible Sodomy	11	1	1
Total:	829		Sexual Assault With An Object	1	1	0
			Forcible Fondling	16	2	0
Offense Overview			Incest	1	0	0
Incident Total	14,133		Statutory Rape	1	0	0
Offense Total	15,973		Aggravated Assault	363	175	10
Group A Crimes per 100,000 population	4,267.0		Simple Assault	1,719	639	36
			Intimidation	36	3	0
			Human Trafficking, Commercial Sex Acts	17	3	0
			Human Trafficking, Involuntary Servitude	8	0	0
Arrest Overview			Crimes Against Property			
Total Arrests	8,502		Arson	27	5	2
Adult Arrests	8,159		Bribery	0	0	0
Juvenile Arrests	341		Burglary/Breaking & Entering	421	88	18
Unknown Age	2		Counterfeiting/Forgery	192	17	0
Arrests per 100,000 population	2,566.9		Destruction/Damage/Vandalism of Property	2,033	81	7
			Embezzlement	75	42	2
			Extortion/Blackmail	34	0	0
			False Pretenses/Swindle/Confidence Game	678	17	0
			Credit Card/Automatic Teller Fraud	439	16	2
			Impersonation	2	1	0
			Welfare Fraud	0	0	0
Group B Arrests			Wire Fraud	16	0	0
Offense	Adult	Juvenile	Identity Theft	388	55	1
Bad Checks	6	0	Hacking/Computer Invasion	10	0	0
Curfew/Loitering/Vagrancy Violations	0	12	Robbery	109	54	9
Disorderly Conduct	18	12	Pocket-picking	14	4	0
Driving Under the Influence	720	3	Purse-snatching	6	1	0
Drunkenness	280	0	Shoplifting	2,233	1,150	17
Family Offenses (Nonviolent)	22	0	Theft From Building	769	29	4
Liquor Law Violations	19	2	Theft From Coin Operated Machine or Device	13	0	0
Peeping Tom	1	0	Theft From Motor Vehicle	1,621	13	4
Trespass of Real Property	135	20	Theft of Motor Vehicle Parts/Accessories	461	6	1
All Other Offenses	3,000	115	All Other Larceny	1,001	133	6
			Motor Vehicle Theft	532	22	14
Total Group B	4,201	164	Stolen Property Offenses	74	27	3
			Crimes Against Society			
			Drug/Narcotic Violations	1,887	1,035	24
			Drug Equipment Violations	249	10	0
			Betting/Wagering	1	0	0
			Operating/Promoting/Assisting Gambling	0	0	0
			Gambling Equipment Violations	0	0	0
			Sports Tampering	0	0	0
			Pornography/Obscene Material	5	1	0
			Prostitution	3	0	0
			Assisting or Promoting Prostitution	37	37	0
			Purchasing Prostitution	0	0	0
			Weapon Law Violations	397	272	9
			Animal Cruelty	0	0	0
			Total Group A Offenses	15,973	3,958	177

(*) Offenses are counted using the FBI Units of Count for Crime

(**) The 'Arrests' column shows arrests made for incidents during the selected period, regardless of arrest date. Arrest counts for the same period may change over time.

Henry County Sheriff's Office - VA0440000 - NIBRS Agency Crime Overview - 2020

2020 Population Estimate		51,450	Offenses (*)	Arrests (**)	
Law Enforcement Employees			Reported	Adult	Juvenile
Sworn Male		103	Group A Offenses		
Sworn Female		17	Crimes Against Persons		
Civilian Male		1	Murder and Nonnegligent Manslaughter	6	2
Civilian Female		12	Negligent Manslaughter	0	0
Total:		133	Kidnapping/Abduction	12	0
			Forcible Rape	1	1
			Forcible Sodomy	0	1
			Sexual Assault With An Object	3	1
			Forcible Fondling	2	1
			Incest	0	0
Incident Total		1,969	Statutory Rape	0	0
Offense Total		2,166	Aggravated Assault	46	0
Group A Crimes per 100,000 population		3,827.0	Simple Assault	167	3
			Intimidation	8	0
			Human Trafficking, Commercial Sex Acts	0	0
			Human Trafficking, Involuntary Servitude	0	0
Arrest Overview			Crimes Against Property		
Total Arrests		1,124	Arson	1	0
Adult Arrests		1,112	Bribery	0	0
Juvenile Arrests		12	Burglary/Breaking & Entering	17	0
Unknown Age		0	Counterfeiting/Forgery	4	0
Arrests per 100,000 population		2,184.6	Destruction/Damage/Vandalism of Property	17	0
			Embezzlement	4	0
			Extortion/Blackmail	0	0
			False Pretenses/Swindle/Confidence Game	7	0
			Credit Card/Automatic Teller Fraud	6	0
			Impersonation	1	0
			Welfare Fraud	0	0
			Wire Fraud	0	0
			Identity Theft	3	0
			Hacking/Computer Invasion	0	0
			Robbery	10	0
			Pocket-picking	0	0
			Purse-snatching	0	0
			Shoplifting	76	0
			Theft From Building	4	0
			Theft From Coin Operated Machine or Device	0	0
			Theft From Motor Vehicle	2	0
			Theft of Motor Vehicle Parts/Accessories	0	0
			All Other Larceny	27	0
			Motor Vehicle Theft	18	0
			Stolen Property Offenses	3	1
			Crimes Against Society		
			Drug/Narcotic Violations	40	0
			Drug Equipment Violations	0	0
			Betting/Wagering	0	0
			Operating/Promoting/Assisting Gambling	0	0
			Gambling Equipment Violations	0	0
			Sports Tampering	0	0
			Pornography/Obscene Material	1	0
			Prostitution	0	0
			Assisting or Promoting Prostitution	0	0
			Purchasing Prostitution	0	0
			Weapon Law Violations	28	0
			Animal Cruelty	0	0
			Total Group A Offenses	2,166	514
					10
Group B Arrests					
Offense	Adult	Juvenile			
Bad Checks	0	0			
Curfew/Loitering/Vagrancy Violations	0	0			
Disorderly Conduct	3	0			
Driving Under the Influence	27	1			
Drunkenness	180	0			
Family Offenses (Nonviolent)	11	0			
Liquor Law Violations	0	0			
Peeping Tom	0	0			
Trespass of Real Property	19	0			
All Other Offenses	358	1			
Total Group B	598	2			

(*) Offenses are counted using the FBI Units of Count for Crime

(**) The 'Arrests' column shows arrests made for incidents during the selected period, regardless of arrest date. Arrest counts for the same period may change over time.

Herndon Police - VA0290200 - NIBRS Agency Crime Overview - 2020

2020 Population Estimate		24,601	Offenses (*)	Arrests (**)	
Law Enforcement Employees			Reported	Adult	Juvenile
Sworn Male		50	Group A Offenses		
Sworn Female		6	Crimes Against Persons		
Civilian Male		1	Murder and Nonnegligent Manslaughter	1	0
Civilian Female		12	Negligent Manslaughter	0	0
Total:		69	Kidnapping/Abduction	4	0
			Forcible Rape	1	0
			Forcible Sodomy	0	0
			Sexual Assault With An Object	0	0
			Forcible Fondling	12	0
			Incest	2	0
Incident Total		778	Statutory Rape	0	0
Offense Total		818	Aggravated Assault	6	0
Group A Crimes per 100,000 population		3,162.5	Simple Assault	34	1
			Intimidation	1	0
			Human Trafficking, Commercial Sex Acts	0	0
			Human Trafficking, Involuntary Servitude	0	0
Arrest Overview			Crimes Against Property		
Total Arrests		451	Arson	0	0
Adult Arrests		448	Bribery	0	0
Juvenile Arrests		3	Burglary/Breaking & Entering	0	0
Unknown Age		0	Counterfeiting/Forgery	1	0
Arrests per 100,000 population		1,833.3	Destruction/Damage/Vandalism of Property	6	0
			Embezzlement	0	0
			Extortion/Blackmail	0	0
			False Pretenses/Swindle/Confidence Game	0	0
			Credit Card/Automatic Teller Fraud	1	0
			Impersonation	0	0
			Welfare Fraud	0	0
			Wire Fraud	0	0
			Identity Theft	0	0
			Hacking/Computer Invasion	0	0
			Robbery	11	1
			Pocket-picking	0	0
			Purse-snatching	0	0
			Shoplifting	0	0
			Theft From Building	0	0
			Theft From Coin Operated Machine or Device	0	0
			Theft From Motor Vehicle	0	0
			Theft of Motor Vehicle Parts/Accessories	0	0
			All Other Larceny	2	0
			Motor Vehicle Theft	0	0
			Stolen Property Offenses	1	0
			Crimes Against Society		
			Drug/Narcotic Violations	32	0
			Drug Equipment Violations	0	0
			Betting/Wagering	0	0
			Operating/Promoting/Assisting Gambling	0	0
			Gambling Equipment Violations	0	0
			Sports Tampering	0	0
			Pornography/Obscene Material	0	0
			Prostitution	0	0
			Assisting or Promoting Prostitution	0	0
			Purchasing Prostitution	0	0
			Weapon Law Violations	3	0
			Animal Cruelty	0	0
			Total Group A Offenses	818	2
Group B Arrests					
Offense	Adult	Juvenile			
Bad Checks	0	0			
Curfew/Loitering/Vagrancy Violations	0	0			
Disorderly Conduct	6	0			
Driving Under the Influence	111	0			
Drunkenness	93	0			
Family Offenses (Nonviolent)	0	0			
Liquor Law Violations	28	0			
Peeping Tom	0	0			
Trespass of Real Property	24	0			
All Other Offenses	82	1			
Total Group B	344	1			

(*) Offenses are counted using the FBI Units of Count for Crime

(**) The 'Arrests' column shows arrests made for incidents during the selected period, regardless of arrest date. Arrest counts for the same period may change over time.

Highland County Sheriff's Office - VA0450000 - NIBRS Agency Crime Overview - 2020

2020 Population Estimate		2,240	Offenses (*)	Arrests (**)	
Law Enforcement Employees			Reported	Adult	Juvenile
Group A Offenses					
Crimes Against Persons					
Sworn Male	7	Murder and Nonnegligent Manslaughter	0	0	0
Sworn Female	0	Negligent Manslaughter	0	0	0
Civilian Male	3	Kidnapping/Abduction	0	0	0
Civilian Female	1	Forcible Rape	0	0	0
Total:	11	Forcible Sodomy	0	0	0
		Sexual Assault With An Object	0	0	0
		Forcible Fondling	0	0	0
		Incest	0	0	0
Incident Total	29	Statutory Rape	0	0	0
Offense Total	39	Aggravated Assault	1	0	0
Group A Crimes per 100,000 population	1,294.6	Simple Assault	10	6	0
		Intimidation	0	0	0
		Human Trafficking, Commercial Sex Acts	0	0	0
		Human Trafficking, Involuntary Servitude	0	0	0
Arrest Overview					
Crimes Against Property					
Total Arrests	18	Arson	0	0	0
Adult Arrests	18	Bribery	0	0	0
Juvenile Arrests	0	Burglary/Breaking & Entering	3	0	0
Unknown Age	0	Counterfeiting/Forgery	0	0	0
Arrests per 100,000 population	803.6	Destruction/Damage/Vandalism of Property	9	0	0
		Embezzlement	0	0	0
		Extortion/Blackmail	0	0	0
		False Pretenses/Swindle/Confidence Game	0	0	0
		Credit Card/Automatic Teller Fraud	0	0	0
		Impersonation	0	0	0
		Welfare Fraud	0	0	0
		Wire Fraud	0	0	0
		Identity Theft	0	0	0
		Hacking/Computer Invasion	0	0	0
		Robbery	0	0	0
		Pocket-picking	0	0	0
		Purse-snatching	0	0	0
		Shoplifting	1	1	0
		Theft From Building	3	0	0
		Theft From Coin Operated Machine or Device	0	0	0
		Theft From Motor Vehicle	3	0	0
		Theft of Motor Vehicle Parts/Accessories	1	0	0
		All Other Larceny	2	0	0
		Motor Vehicle Theft	0	0	0
		Stolen Property Offenses	0	0	0
Group B Arrests					
Offense	Adult	Juvenile			
Bad Checks	0	0			
Curfew/Loitering/Vagrancy Violations	0	0			
Disorderly Conduct	0	0			
Driving Under the Influence	4	0			
Drunkenness	0	0			
Family Offenses (Nonviolent)	1	0			
Liquor Law Violations	0	0			
Peeping Tom	0	0			
Trespass of Real Property	0	0			
All Other Offenses	5	0			
Total Group B	10	0			
Crimes Against Society					
		Drug/Narcotic Violations	3	0	0
		Drug Equipment Violations	2	0	0
		Betting/Wagering	0	0	0
		Operating/Promoting/Assisting Gambling	0	0	0
		Gambling Equipment Violations	0	0	0
		Sports Tampering	0	0	0
		Pornography/Obscene Material	0	0	0
		Prostitution	0	0	0
		Assisting or Promoting Prostitution	0	0	0
		Purchasing Prostitution	0	0	0
		Weapon Law Violations	1	1	0
		Animal Cruelty	0	0	0
		Total Group A Offenses	39	8	0

(*) Offenses are counted using the FBI Units of Count for Crime

(**) The 'Arrests' column shows arrests made for incidents during the selected period, regardless of arrest date. Arrest counts for the same period may change over time.

Hillsville Police Department - VA0180100 - NIBRS Agency Crime Overview - 2020

2020 Population Estimate		2,661	Offenses (*)	Arrests (**)	
Law Enforcement Employees			Reported	Adult	Juvenile
Group A Offenses					
Crimes Against Persons					
Sworn Male	15	Murder and Nonnegligent Manslaughter	0	0	0
Sworn Female	0	Negligent Manslaughter	0	0	0
Civilian Male	1	Kidnapping/Abduction	0	0	0
Civilian Female	0	Forcible Rape	0	0	0
Total:	16	Forcible Sodomy	0	0	0
		Sexual Assault With An Object	0	0	0
		Forcible Fondling	1	0	0
		Incest	0	0	0
Incident Total	118	Statutory Rape	0	0	0
Offense Total	125	Aggravated Assault	1	1	0
Group A Crimes per 100,000 population	4,434.4	Simple Assault	16	12	0
		Intimidation	0	0	0
		Human Trafficking, Commercial Sex Acts	0	0	0
		Human Trafficking, Involuntary Servitude	0	0	0
Arrest Overview					
Crimes Against Property					
Total Arrests	85	Arson	0	0	0
Adult Arrests	84	Bribery	0	0	0
Juvenile Arrests	1	Burglary/Breaking & Entering	7	0	0
Unknown Age	0	Counterfeiting/Forgery	6	1	0
Arrests per 100,000 population	3,194.3	Destruction/Damage/Vandalism of Property	19	0	0
		Embezzlement	0	0	0
		Extortion/Blackmail	0	0	0
		False Pretenses/Swindle/Confidence Game	3	0	0
		Credit Card/Automatic Teller Fraud	0	0	0
		Impersonation	0	0	0
		Welfare Fraud	0	0	0
		Wire Fraud	1	0	0
		Identity Theft	1	0	0
		Hacking/Computer Invasion	1	0	0
		Robbery	0	0	0
		Pocket-picking	0	0	0
		Purse-snatching	0	0	0
		Shoplifting	6	4	0
		Theft From Building	4	0	0
		Theft From Coin Operated Machine or Device	0	0	0
		Theft From Motor Vehicle	5	0	0
		Theft of Motor Vehicle Parts/Accessories	1	0	0
		All Other Larceny	25	1	0
		Motor Vehicle Theft	0	0	0
		Stolen Property Offenses	1	1	0
Group B Arrests					
Offense	Adult	Juvenile			
Bad Checks	0	0			
Curfew/Loitering/Vagrancy Violations	0	0			
Disorderly Conduct	1	0			
Driving Under the Influence	16	0			
Drunkenness	13	0			
Family Offenses (Nonviolent)	0	0			
Liquor Law Violations	0	0			
Peeping Tom	0	0			
Trespass of Real Property	3	0			
All Other Offenses	14	1			
Total Group B	47	1			
Crimes Against Society					
		Drug/Narcotic Violations	23	15	0
		Drug Equipment Violations	1	0	0
		Betting/Wagering	0	0	0
		Operating/Promoting/Assisting Gambling	0	0	0
		Gambling Equipment Violations	0	0	0
		Sports Tampering	0	0	0
		Pornography/Obscene Material	0	0	0
		Prostitution	0	0	0
		Assisting or Promoting Prostitution	0	0	0
		Purchasing Prostitution	0	0	0
		Weapon Law Violations	3	2	0
		Animal Cruelty	0	0	0
		Total Group A Offenses	125	37	0

(*) Offenses are counted using the FBI Units of Count for Crime

(**) The 'Arrests' column shows arrests made for incidents during the selected period, regardless of arrest date. Arrest counts for the same period may change over time.

Honaker Police Department - VA0830200 - NIBRS Agency Crime Overview - 2020

2020 Population Estimate		1,318	Offenses (*)	Arrests (**)	
Law Enforcement Employees			Reported	Adult	Juvenile
Sworn Male		2	Group A Offenses		
Sworn Female		0	Crimes Against Persons		
Civilian Male		0	Murder and Nonnegligent Manslaughter	0	0
Civilian Female		0	Negligent Manslaughter	0	0
Total:		2	Kidnapping/Abduction	0	0
			Forcible Rape	0	0
			Forcible Sodomy	0	0
			Sexual Assault With An Object	0	0
			Forcible Fondling	1	0
			Incest	0	0
Incident Total		24	Statutory Rape	0	0
Offense Total		27	Aggravated Assault	1	0
Group A Crimes per 100,000 population		1,820.9	Simple Assault	2	1
			Intimidation	0	0
			Human Trafficking, Commercial Sex Acts	0	0
			Human Trafficking, Involuntary Servitude	0	0
Arrest Overview			Crimes Against Property		
Total Arrests		19	Arson	0	0
Adult Arrests		19	Bribery	0	0
Juvenile Arrests		0	Burglary/Breaking & Entering	1	0
Unknown Age		0	Counterfeiting/Forgery	0	0
Arrests per 100,000 population		1,441.6	Destruction/Damage/Vandalism of Property	2	0
			Embezzlement	0	0
			Extortion/Blackmail	0	0
			False Pretenses/Swindle/Confidence Game	1	0
			Credit Card/Automatic Teller Fraud	3	0
			Impersonation	0	0
			Welfare Fraud	0	0
			Wire Fraud	0	0
			Identity Theft	0	0
			Hacking/Computer Invasion	0	0
			Robbery	0	0
			Pocket-picking	0	0
			Purse-snatching	0	0
			Shoplifting	0	0
			Theft From Building	0	0
			Theft From Coin Operated Machine or Device	0	0
			Theft From Motor Vehicle	1	0
			Theft of Motor Vehicle Parts/Accessories	0	0
			All Other Larceny	2	0
			Motor Vehicle Theft	0	0
			Stolen Property Offenses	0	0
			Crimes Against Society		
			Drug/Narcotic Violations	8	5
			Drug Equipment Violations	3	2
			Betting/Wagering	0	0
			Operating/Promoting/Assisting Gambling	0	0
			Gambling Equipment Violations	0	0
			Sports Tampering	0	0
			Pornography/Obscene Material	0	0
			Prostitution	0	0
			Assisting or Promoting Prostitution	0	0
			Purchasing Prostitution	0	0
			Weapon Law Violations	2	0
			Animal Cruelty	0	0
			Total Group A Offenses	27	8
					0
Group B Arrests					
Offense	Adult	Juvenile			
Bad Checks	0	0			
Curfew/Loitering/Vagrancy Violations	0	0			
Disorderly Conduct	0	0			
Driving Under the Influence	5	0			
Drunkenness	2	0			
Family Offenses (Nonviolent)	1	0			
Liquor Law Violations	0	0			
Peeping Tom	0	0			
Trespass of Real Property	0	0			
All Other Offenses	3	0			
Total Group B	11	0			

(*) Offenses are counted using the FBI Units of Count for Crime

(**) The 'Arrests' column shows arrests made for incidents during the selected period, regardless of arrest date. Arrest counts for the same period may change over time.

Hopewell Police Department - VA1130000 - NIBRS Agency Crime Overview - 2020

2020 Population Estimate		22,814	Offenses (*)		Arrests (**)	
			Group A Offenses	Reported	Adult	Juvenile
Law Enforcement Employees			Crimes Against Persons			
Sworn Male	53		Murder and Nonnegligent Manslaughter	6	3	2
Sworn Female	9		Negligent Manslaughter	0	0	0
Civilian Male	1		Kidnapping/Abduction	8	15	0
Civilian Female	17		Forcible Rape	3	2	0
			Forcible Sodomy	1	1	0
Total:	80		Sexual Assault With An Object	0	1	0
			Forcible Fondling	7	4	0
Offense Overview			Incest	0	0	0
Incident Total	1,394		Statutory Rape	1	0	0
Offense Total	1,752		Aggravated Assault	61	36	0
Group A Crimes per 100,000 population	6,110.3		Simple Assault	451	154	0
			Intimidation	10	0	0
			Human Trafficking, Commercial Sex Acts	0	0	0
			Human Trafficking, Involuntary Servitude	0	0	0
Arrest Overview			Crimes Against Property			
Total Arrests	650		Arson	1	0	1
Adult Arrests	638		Bribery	0	0	0
Juvenile Arrests	12		Burglary/Breaking & Entering	74	7	0
Unknown Age	0		Counterfeiting/Forgery	11	0	0
Arrests per 100,000 population	2,849.1		Destruction/Damage/Vandalism of Property	35	4	0
			Embezzlement	3	2	0
			Extortion/Blackmail	0	1	2
			False Pretenses/Swindle/Confidence Game	18	7	0
			Credit Card/Automatic Teller Fraud	5	0	0
			Impersonation	2	1	0
			Welfare Fraud	0	0	0
			Wire Fraud	3	0	0
			Identity Theft	0	0	0
			Hacking/Computer Invasion	0	0	0
			Robbery	12	5	2
			Pocket-picking	0	0	0
			Purse-snatching	1	0	0
			Shoplifting	34	6	0
			Theft From Building	79	0	0
			Theft From Coin Operated Machine or Device	0	0	0
			Theft From Motor Vehicle	91	0	0
			Theft of Motor Vehicle Parts/Accessories	63	0	0
			All Other Larceny	76	26	0
			Motor Vehicle Theft	48	0	0
			Stolen Property Offenses	4	3	3
Group B Arrests			Crimes Against Society			
			Drug/Narcotic Violations	325	150	2
			Drug Equipment Violations	143	3	0
			Betting/Wagering	0	0	0
			Operating/Promoting/Assisting Gambling	0	0	0
			Gambling Equipment Violations	0	0	0
			Sports Tampering	0	0	0
			Pornography/Obscene Material	2	2	0
			Prostitution	0	0	0
			Assisting or Promoting Prostitution	0	0	0
			Purchasing Prostitution	0	0	0
			Weapon Law Violations	169	15	0
			Animal Cruelty	5	0	0
			Total Group A Offenses	1,752	448	12
Offense	Adult	Juvenile				
Bad Checks	0	0				
Curfew/Loitering/Vagrancy Violations	0	0				
Disorderly Conduct	6	0				
Driving Under the Influence	26	0				
Drunkenness	57	0				
Family Offenses (Nonviolent)	6	0				
Liquor Law Violations	0	0				
Peeping Tom	1	0				
Trespass of Real Property	20	0				
All Other Offenses	74	0				
Total Group B	190	0				

(*) Offenses are counted using the FBI Units of Count for Crime

(**) The 'Arrests' column shows arrests made for incidents during the selected period, regardless of arrest date. Arrest counts for the same period may change over time.

Hurt Police Department - VA0710300 - NIBRS Agency Crime Overview - 2020

2020 Population Estimate		1,223	Offenses (*)	Arrests (**)	
Law Enforcement Employees			Reported	Adult	Juvenile
Group A Offenses					
Crimes Against Persons					
Sworn Male	2	Murder and Nonnegligent Manslaughter	0	0	0
Sworn Female	0	Negligent Manslaughter	0	0	0
Civilian Male	0	Kidnapping/Abduction	0	0	0
Civilian Female	0	Forcible Rape	0	0	0
Total:	2	Forcible Sodomy	0	0	0
		Sexual Assault With An Object	0	0	0
		Forcible Fondling	1	0	0
		Incest	0	0	0
Incident Total	15	Statutory Rape	0	0	0
Offense Total	15	Aggravated Assault	0	0	0
Group A Crimes per 100,000 population	1,226.5	Simple Assault	1	0	0
		Intimidation	0	0	0
		Human Trafficking, Commercial Sex Acts	0	0	0
		Human Trafficking, Involuntary Servitude	0	0	0
Arrest Overview					
Crimes Against Property					
Total Arrests	2	Arson	0	0	0
Adult Arrests	2	Bribery	0	0	0
Juvenile Arrests	0	Burglary/Breaking & Entering	2	0	0
Unknown Age	0	Counterfeiting/Forgery	0	0	0
Arrests per 100,000 population	163.5	Destruction/Damage/Vandalism of Property	3	0	0
		Embezzlement	0	0	0
		Extortion/Blackmail	0	0	0
		False Pretenses/Swindle/Confidence Game	0	0	0
		Credit Card/Automatic Teller Fraud	0	0	0
		Impersonation	0	0	0
		Welfare Fraud	0	0	0
		Wire Fraud	0	0	0
		Identity Theft	0	0	0
		Hacking/Computer Invasion	0	0	0
		Robbery	0	0	0
		Pocket-picking	0	0	0
		Purse-snatching	0	0	0
		Shoplifting	1	0	0
		Theft From Building	0	0	0
		Theft From Coin Operated Machine or Device	0	0	0
		Theft From Motor Vehicle	0	0	0
		Theft of Motor Vehicle Parts/Accessories	0	0	0
		All Other Larceny	5	1	0
		Motor Vehicle Theft	0	0	0
		Stolen Property Offenses	0	0	0
Group B Arrests					
Offense	Adult	Juvenile			
Bad Checks	0	0			
Curfew/Loitering/Vagrancy Violations	0	0			
Disorderly Conduct	0	0			
Driving Under the Influence	0	0			
Drunkenness	0	0			
Family Offenses (Nonviolent)	0	0			
Liquor Law Violations	0	0			
Peeping Tom	0	0			
Trespass of Real Property	0	0			
All Other Offenses	1	0			
Total Group B	1	0			
Crimes Against Society					
		Drug/Narcotic Violations	1	0	0
		Drug Equipment Violations	0	0	0
		Betting/Wagering	0	0	0
		Operating/Promoting/Assisting Gambling	0	0	0
		Gambling Equipment Violations	0	0	0
		Sports Tampering	0	0	0
		Pornography/Obscene Material	0	0	0
		Prostitution	0	0	0
		Assisting or Promoting Prostitution	0	0	0
		Purchasing Prostitution	0	0	0
		Weapon Law Violations	1	0	0
		Animal Cruelty	0	0	0
		Total Group A Offenses	15	1	0

(*) Offenses are counted using the FBI Units of Count for Crime

(**) The 'Arrests' column shows arrests made for incidents during the selected period, regardless of arrest date. Arrest counts for the same period may change over time.

Independence Police Department - VA0380200 - NIBRS Agency Crime Overview - 2020

2020 Population Estimate			892	Offenses (*)		Arrests (**)	
				Group A Offenses	Reported	Adult	Juvenile
Law Enforcement Employees				Crimes Against Persons			
Sworn Male		2		Murder and Nonnegligent Manslaughter	0	0	0
Sworn Female		0		Negligent Manslaughter	0	0	0
Civilian Male		0		Kidnapping/Abduction	0	0	0
Civilian Female		0		Forcible Rape	0	0	0
Total:		2		Forcible Sodomy	0	0	0
				Sexual Assault With An Object	0	0	0
				Forcible Fondling	0	0	0
				Incest	0	0	0
Incident Total		26		Statutory Rape	0	0	0
Offense Total		31		Aggravated Assault	0	0	0
Group A Crimes per 100,000 population		2,914.8		Simple Assault	0	0	0
				Intimidation	0	0	0
				Human Trafficking, Commercial Sex Acts	0	0	0
				Human Trafficking, Involuntary Servitude	0	0	0
Arrest Overview				Crimes Against Property			
Total Arrests		11		Arson	0	0	0
Adult Arrests		11		Bribery	0	0	0
Juvenile Arrests		0		Burglary/Breaking & Entering	4	0	0
Unknown Age		0		Counterfeiting/Forgery	2	1	0
Arrests per 100,000 population		1,233.2		Destruction/Damage/Vandalism of Property	6	0	0
				Embezzlement	0	0	0
				Extortion/Blackmail	1	0	0
				False Pretenses/Swindle/Confidence Game	1	0	0
				Credit Card/Automatic Teller Fraud	0	0	0
				Impersonation	0	0	0
Group B Arrests				Welfare Fraud	0	0	0
Offense	Adult	Juvenile		Wire Fraud	1	0	0
Bad Checks	0	0		Identity Theft	0	0	0
Curfew/Loitering/Vagrancy Violations	0	0		Hacking/Computer Invasion	0	0	0
Disorderly Conduct	0	0		Robbery	0	0	0
Driving Under the Influence	1	0		Pocket-picking	0	0	0
Drunkenness	0	0		Purse-snatching	0	0	0
Family Offenses (Nonviolent)	0	0		Shoplifting	0	0	0
Liquor Law Violations	0	0		Theft From Building	1	0	0
Loitering/Trespassing	0	0		Theft From Coin Operated Machine or Device	0	0	0
Respass of Real Property	3	0		Theft From Motor Vehicle	3	0	0
All Other Offenses	0	0		Theft of Motor Vehicle Parts/Accessories	0	0	0
Total Group B	4	0		All Other Larceny	5	1	0
				Motor Vehicle Theft	2	1	0
				Stolen Property Offenses	2	3	0
				Crimes Against Society			
				Drug/Narcotic Violations	2	1	0
				Drug Equipment Violations	0	0	0
				Betting/Wagering	0	0	0
				Operating/Promoting/Assisting Gambling	0	0	0
				Gambling Equipment Violations	0	0	0
				Sports Tampering	0	0	0
				Pornography/Obscene Material	0	0	0
				Prostitution	0	0	0
				Assisting or Promoting Prostitution	0	0	0
				Purchasing Prostitution	0	0	0
				Weapon Law Violations	1	0	0
				Animal Cruelty	0	0	0
				Total Group A Offenses	31	7	0

(*) Offenses are counted using the FBI Units of Count for Crime

(**) The 'Arrests' column shows arrests made for incidents during the selected period, regardless of arrest date. Arrest counts for the same period may change over time.

Isle Of Wight County Sheriff's Office - VA0460000 - NIBRS Agency Crime Overview - 2020

2020 Population Estimate			26,712	Offenses (*)		Arrests (**)	
				Group A Offenses	Reported	Adult	Juvenile
Law Enforcement Employees				Crimes Against Persons			
Sworn Male		43		Murder and Nonnegligent Manslaughter	1	3	0
Sworn Female		5		Negligent Manslaughter	0	0	0
Civilian Male		1		Kidnapping/Abduction	4	2	0
Civilian Female		4		Forcible Rape	5	1	0
				Forcible Sodomy	1	1	0
Total:		53		Sexual Assault With An Object	0	1	0
				Forcible Fondling	10	2	0
Offense Overview				Incest	0	0	0
Incident Total		675		Statutory Rape	0	0	0
Offense Total		796		Aggravated Assault	30	15	0
Group A Crimes per 100,000 population		2,527.0		Simple Assault	149	67	0
				Intimidation	17	2	0
				Human Trafficking, Commercial Sex Acts	0	0	0
				Human Trafficking, Involuntary Servitude	0	0	0
Arrest Overview				Crimes Against Property			
Total Arrests		559		Arson	0	0	0
Adult Arrests		558		Bribery	1	1	0
Juvenile Arrests		1		Burglary/Breaking & Entering	13	1	0
Unknown Age		0		Counterfeiting/Forgery	9	3	0
Arrests per 100,000 population		2,092.7		Destruction/Damage/Vandalism of Property	97	6	0
				Embezzlement	2	1	0
				Extortion/Blackmail	0	0	0
				False Pretenses/Swindle/Confidence Game	34	4	0
				Credit Card/Automatic Teller Fraud	19	0	0
				Impersonation	4	1	0
				Welfare Fraud	0	0	0
Group B Arrests							
Offense	Adult	Juvenile		Wire Fraud	9	0	0
Bad Checks	1	0		Identity Theft	27	0	0
Curfew/Loitering/Vagrancy Violations	0	0		Hacking/Computer Invasion	3	0	0
Disorderly Conduct	3	0		Robbery	5	3	0
Driving Under the Influence	112	0		Pocket-picking	0	0	0
Drunkenness	16	0		Purse-snatching	1	0	0
Family Offenses (Nonviolent)	10	0		Shoplifting	11	6	0
Liquor Law Violations	0	0		Theft From Building	22	0	0
Loitering/Trespassing	0	0		Theft From Coin Operated Machine or Device	0	0	0
Peeping Tom	0	0		Theft From Motor Vehicle	45	0	0
Trespass of Real Property	9	0		Theft of Motor Vehicle Parts/Accessories	28	0	0
All Other Offenses	170	1		All Other Larceny	65	19	0
Total Group B	321	1		Motor Vehicle Theft	13	0	0
				Stolen Property Offenses	5	3	0
				Crimes Against Society			
				Drug/Narcotic Violations	96	63	0
				Drug Equipment Violations	17	1	0
				Betting/Wagering	0	0	0
				Operating/Promoting/Assisting Gambling	0	0	0
				Gambling Equipment Violations	0	0	0
				Sports Tampering	0	0	0
				Pornography/Obscene Material	18	12	0
				Prostitution	0	0	0
				Assisting or Promoting Prostitution	0	0	0
				Purchasing Prostitution	0	0	0
				Weapon Law Violations	35	19	0
				Animal Cruelty	0	0	0
				Total Group A Offenses	796	237	0

(*) Offenses are counted using the FBI Units of Count for Crime

(**) The 'Arrests' column shows arrests made for incidents during the selected period, regardless of arrest date. Arrest counts for the same period may change over time.

James City County Police Dept - VA0470100 - NIBRS Agency Crime Overview - 2020

2020 Population Estimate		76,484		Offenses (*)	Arrests (**)	
			Group A Offenses	Reported	Adult	Juvenile
Law Enforcement Employees			Crimes Against Persons			
Sworn Male	84		Murder and Nonnegligent Manslaughter	2	0	1
Sworn Female	18		Negligent Manslaughter	1	1	0
Civilian Male	0		Kidnapping/Abduction	11	7	1
Civilian Female	6		Forcible Rape	9	3	0
			Forcible Sodomy	2	1	0
Total:	108		Sexual Assault With An Object	1	1	0
			Forcible Fondling	29	2	0
Offense Overview			Incest	0	0	0
Incident Total	2,189		Statutory Rape	2	0	0
Offense Total	2,583		Aggravated Assault	47	23	2
Group A Crimes per 100,000 population	2,862.0		Simple Assault	590	169	22
			Intimidation	132	5	0
			Human Trafficking, Commercial Sex Acts	0	0	0
			Human Trafficking, Involuntary Servitude	0	0	0
Arrest Overview			Crimes Against Property			
Total Arrests	946		Arson	3	0	2
Adult Arrests	813		Bribery	0	0	0
Juvenile Arrests	133		Burglary/Breaking & Entering	51	5	1
Unknown Age	0		Counterfeiting/Forgery	30	10	0
Arrests per 100,000 population	1,236.9		Destruction/Damage/Vandalism of Property	353	20	17
			Embezzlement	11	8	0
			Extortion/Blackmail	33	0	0
			False Pretenses/Swindle/Confidence Game	213	6	0
			Credit Card/Automatic Teller Fraud	89	3	0
			Impersonation	18	1	0
			Welfare Fraud	0	0	0
			Wire Fraud	11	0	0
			Identity Theft	52	0	0
			Hacking/Computer Invasion	14	0	0
			Robbery	10	3	0
			Pocket-picking	0	0	0
			Purse-snatching	0	0	0
			Shoplifting	93	16	2
			Theft From Building	88	0	0
			Theft From Coin Operated Machine or Device	0	0	0
			Theft From Motor Vehicle	195	0	0
			Theft of Motor Vehicle Parts/Accessories	42	0	0
			All Other Larceny	158	42	9
			Motor Vehicle Theft	17	0	2
			Stolen Property Offenses	3	2	5
Group B Arrests			Crimes Against Society			
Offense	Adult	Juvenile	Drug/Narcotic Violations	170	123	13
Bad Checks	0	0	Drug Equipment Violations	27	0	0
Curfew/Loitering/Vagrancy Violations	0	9	Betting/Wagering	0	0	0
Disorderly Conduct	7	0	Operating/Promoting/Assisting Gambling	0	0	0
Driving Under the Influence	148	0	Gambling Equipment Violations	0	0	0
Drunkenness	50	0	Sports Tampering	0	0	0
Family Offenses (Nonviolent)	6	6	Pornography/Obscene Material	16	0	1
Liquor Law Violations	11	11	Prostitution	0	0	0
Peeping Tom	1	0	Assisting or Promoting Prostitution	0	0	0
Trespass of Real Property	25	16	Purchasing Prostitution	0	0	0
All Other Offenses	101	13	Weapon Law Violations	59	13	0
Total Group B	349	55	Animal Cruelty	1	0	0
			Total Group A Offenses	2,583	464	78

(*) Offenses are counted using the FBI Units of Count for Crime

(**) The 'Arrests' column shows arrests made for incidents during the selected period, regardless of arrest date. Arrest counts for the same period may change over time.

Jonesville Police Department - VA0520100 - NIBRS Agency Crime Overview - 2020

2020 Population Estimate		928	Offenses (*)	Arrests (**)	
Law Enforcement Employees			Reported	Adult	Juvenile
Sworn Male		3	0	0	0
Sworn Female		0	0	0	0
Civilian Male		0	0	0	0
Civilian Female		0	1	0	0
Total:		3	0	0	0
Offense Overview			0	0	0
Incident Total		27	0	0	0
Offense Total		27	1	1	0
Group A Crimes per 100,000 population		2,909.5	6	1	0
Arrest Overview			0	0	0
Total Arrests		40	0	0	0
Adult Arrests		39	0	0	0
Juvenile Arrests		0	0	0	0
Unknown Age		1	0	0	0
Arrests per 100,000 population		4,310.3	4	1	0
Group B Arrests			0	0	0
Offense		Adult	Juvenile		
Bad Checks		0	0	0	0
Curfew/Loitering/Vagrancy Violations		0	0	0	0
Disorderly Conduct		0	0	0	0
Driving Under the Influence		0	0	0	0
Drunkenness		1	0	0	0
Family Offenses (Nonviolent)		0	0	0	0
Liquor Law Violations		0	0	0	0
Peeping Tom		0	0	0	0
Trespass of Real Property		0	0	0	0
All Other Offenses		26	0	0	0
Total Group B		27	0	0	0
Crimes Against Persons					
Murder and Nonnegligent Manslaughter			0	0	0
Negligent Manslaughter			0	0	0
Kidnapping/Abduction			0	0	0
Forcible Rape			1	0	0
Forcible Sodomy			0	0	0
Sexual Assault With An Object			0	0	0
Forcible Fondling			0	0	0
Incest			0	0	0
Statutory Rape			0	0	0
Aggravated Assault			1	1	0
Simple Assault			6	1	0
Intimidation			0	0	0
Human Trafficking, Commercial Sex Acts			0	0	0
Human Trafficking, Involuntary Servitude			0	0	0
Crimes Against Property					
Arson			0	0	0
Bribery			0	0	0
Burglary/Breaking & Entering			0	0	0
Counterfeiting/Forgery			0	0	0
Destruction/Damage/Vandalism of Property			4	1	0
Embezzlement			0	0	0
Extortion/Blackmail			0	0	0
False Pretenses/Swindle/Confidence Game			0	0	0
Credit Card/Automatic Teller Fraud			0	0	0
Impersonation			0	0	0
Welfare Fraud			0	0	0
Wire Fraud			0	0	0
Identity Theft			1	0	0
Hacking/Computer Invasion			0	0	0
Robbery			0	0	0
Pocket-picking			0	0	0
Purse-snatching			0	0	0
Shoplifting			1	0	0
Theft From Building			0	0	0
Theft From Coin Operated Machine or Device			0	0	0
Theft From Motor Vehicle			1	0	0
Theft of Motor Vehicle Parts/Accessories			0	0	0
All Other Larceny			6	0	0
Motor Vehicle Theft			0	0	0
Stolen Property Offenses			0	0	0
Crimes Against Society					
Drug/Narcotic Violations			6	9	0
Drug Equipment Violations			0	0	0
Betting/Wagering			0	0	0
Operating/Promoting/Assisting Gambling			0	0	0
Gambling Equipment Violations			0	0	0
Sports Tampering			0	0	0
Pornography/Obscene Material			0	0	0
Prostitution			0	0	0
Assisting or Promoting Prostitution			0	0	0
Purchasing Prostitution			0	0	0
Weapon Law Violations			0	0	0
Animal Cruelty			0	0	0
Total Group A Offenses			27	12	0

(*) Offenses are counted using the FBI Units of Count for Crime

(**) The 'Arrests' column shows arrests made for incidents during the selected period, regardless of arrest date. Arrest counts for the same period may change over time.

Kenbridge Police Department - VA0550100 - NIBRS Agency Crime Overview - 2020

2020 Population Estimate		1,197	Offenses (*)	Arrests (**)	
Law Enforcement Employees			Reported	Adult	Juvenile
Sworn Male		3			
Sworn Female		0			
Civilian Male		0			
Civilian Female		0			
Total:		3			
Offense Overview					
Incident Total		12			
Offense Total		13			
Group A Crimes per 100,000 population		1,002.5			
Arrest Overview					
Total Arrests		7			
Adult Arrests		7			
Juvenile Arrests		0			
Unknown Age		0			
Arrests per 100,000 population		584.8			
Group B Arrests					
Offense	Adult	Juvenile			
Bad Checks	0	0			
Curfew/Loitering/Vagrancy Violations	0	0			
Disorderly Conduct	0	0			
Driving Under the Influence	0	0			
Drunkenness	0	0			
Family Offenses (Nonviolent)	0	0			
Liquor Law Violations	0	0			
Peeping Tom	0	0			
Trespass of Real Property	0	0			
All Other Offenses	0	0			
Total Group B	0	0			
Group A Offenses					
Crimes Against Persons					
Murder and Nonnegligent Manslaughter			0	0	0
Negligent Manslaughter			0	0	0
Kidnapping/Abduction			0	0	0
Forcible Rape			0	0	0
Forcible Sodomy			0	0	0
Sexual Assault With An Object			0	0	0
Forcible Fondling			1	0	0
Incest			0	0	0
Statutory Rape			0	0	0
Aggravated Assault			2	1	0
Simple Assault			5	5	0
Intimidation			0	0	0
Human Trafficking, Commercial Sex Acts			0	0	0
Human Trafficking, Involuntary Servitude			0	0	0
Crimes Against Property					
Arson			0	0	0
Bribery			0	0	0
Burglary/Breaking & Entering			0	0	0
Counterfeiting/Forgery			1	0	0
Destruction/Damage/Vandalism of Property			0	0	0
Embezzlement			0	0	0
Extortion/Blackmail			0	0	0
False Pretenses/Swindle/Confidence Game			0	0	0
Credit Card/Automatic Teller Fraud			0	0	0
Impersonation			0	0	0
Welfare Fraud			0	0	0
Wire Fraud			0	0	0
Identity Theft			0	0	0
Hacking/Computer Invasion			0	0	0
Robbery			0	0	0
Pocket-picking			0	0	0
Purse-snatching			0	0	0
Shoplifting			3	1	0
Theft From Building			0	0	0
Theft From Coin Operated Machine or Device			0	0	0
Theft From Motor Vehicle			1	0	0
Theft of Motor Vehicle Parts/Accessories			0	0	0
All Other Larceny			0	0	0
Motor Vehicle Theft			0	0	0
Stolen Property Offenses			0	0	0
Crimes Against Society					
Drug/Narcotic Violations			0	0	0
Drug Equipment Violations			0	0	0
Betting/Wagering			0	0	0
Operating/Promoting/Assisting Gambling			0	0	0
Gambling Equipment Violations			0	0	0
Sports Tampering			0	0	0
Pornography/Obscene Material			0	0	0
Prostitution			0	0	0
Assisting or Promoting Prostitution			0	0	0
Purchasing Prostitution			0	0	0
Weapon Law Violations			0	0	0
Animal Cruelty			0	0	0
Total Group A Offenses			13	7	0

(*) Offenses are counted using the FBI Units of Count for Crime

(**) The 'Arrests' column shows arrests made for incidents during the selected period, regardless of arrest date. Arrest counts for the same period may change over time.

Kilmarnock Police Department - VA0510100 - NIBRS Agency Crime Overview - 2020

2020 Population Estimate		1,394	Offenses (*)	Arrests (**)	
Law Enforcement Employees			Reported	Adult	Juvenile
Sworn Male		4	Group A Offenses		
Sworn Female		2	Crimes Against Persons		
Civilian Male		0	Murder and Nonnegligent Manslaughter		
Civilian Female		0	Negligent Manslaughter		
Total:		6	Kidnapping/Abduction		
			Forcible Rape		
			Forcible Sodomy		
			Sexual Assault With An Object		
			Forcible Fondling		
			Incest		
Incident Total		37	Statutory Rape		
Offense Total		39	Aggravated Assault		
Group A Crimes per 100,000 population		2,654.2	Simple Assault		
			Intimidation		
			Human Trafficking, Commercial Sex Acts		
			Human Trafficking, Involuntary Servitude		
Arrest Overview			Crimes Against Property		
Total Arrests		0	Arson		
Adult Arrests		0	Bribery		
Juvenile Arrests		0	Burglary/Breaking & Entering		
Unknown Age		0	Counterfeiting/Forgery		
Arrests per 100,000 population		0.0	Destruction/Damage/Vandalism of Property		
			Embezzlement		
			Extortion/Blackmail		
			False Pretenses/Swindle/Confidence Game		
			Credit Card/Automatic Teller Fraud		
			Impersonation		
			Welfare Fraud		
			Wire Fraud		
			Identity Theft		
			Hacking/Computer Invasion		
			Robbery		
			Pocket-picking		
			Purse-snatching		
			Shoplifting		
			Theft From Building		
			Theft From Coin Operated Machine or Device		
			Theft From Motor Vehicle		
			Theft of Motor Vehicle Parts/Accessories		
			All Other Larceny		
			Motor Vehicle Theft		
			Stolen Property Offenses		
			Crimes Against Society		
			Drug/Narcotic Violations		
			Drug Equipment Violations		
			Betting/Wagering		
			Operating/Promoting/Assisting Gambling		
			Gambling Equipment Violations		
			Sports Tampering		
			Pornography/Obscene Material		
			Prostitution		
			Assisting or Promoting Prostitution		
			Purchasing Prostitution		
			Weapon Law Violations		
			Animal Cruelty		
			Total Group A Offenses		
			39	0	0
Group B Arrests					
Offense	Adult	Juvenile			
Bad Checks	0	0			
Curfew/Loitering/Vagrancy Violations	0	0			
Disorderly Conduct	0	0			
Driving Under the Influence	0	0			
Drunkenness	0	0			
Family Offenses (Nonviolent)	0	0			
Liquor Law Violations	0	0			
Peeping Tom	0	0			
Trespass of Real Property	0	0			
All Other Offenses	0	0			
Total Group B	0	0			

(*) Offenses are counted using the FBI Units of Count for Crime

(**) The 'Arrests' column shows arrests made for incidents during the selected period, regardless of arrest date. Arrest counts for the same period may change over time.

King And Queen County Sheriff's Office - VA0480000 - NIBRS Agency Crime Overview - 2020

2020 Population Estimate		6,940	Offenses (*)	Arrests (**)	
Law Enforcement Employees			Reported	Adult	Juvenile
Group A Offenses					
Crimes Against Persons					
Sworn Male	12	Murder and Nonnegligent Manslaughter	0	0	0
Sworn Female	0	Negligent Manslaughter	0	0	0
Civilian Male	0	Kidnapping/Abduction	3	0	0
Civilian Female	7	Forcible Rape	0	0	0
Total:	19	Forcible Sodomy	0	0	0
		Sexual Assault With An Object	0	0	0
		Forcible Fondling	1	0	0
		Incest	0	0	0
Incident Total	160	Statutory Rape	0	0	0
Offense Total	188	Aggravated Assault	7	1	1
Group A Crimes per 100,000 population	2,305.5	Simple Assault	52	24	1
		Intimidation	3	2	0
		Human Trafficking, Commercial Sex Acts	0	0	0
		Human Trafficking, Involuntary Servitude	0	0	0
Arrest Overview					
Crimes Against Property					
Total Arrests	143	Arson	0	0	0
Adult Arrests	138	Bribery	0	0	0
Juvenile Arrests	4	Burglary/Breaking & Entering	5	2	0
Unknown Age	1	Counterfeiting/Forgery	3	1	0
Arrests per 100,000 population	2,060.5	Destruction/Damage/Vandalism of Property	16	2	0
		Embezzlement	0	0	0
		Extortion/Blackmail	0	0	0
		False Pretenses/Swindle/Confidence Game	3	1	0
		Credit Card/Automatic Teller Fraud	2	0	0
		Impersonation	0	0	0
		Welfare Fraud	0	0	0
		Wire Fraud	1	0	0
		Identity Theft	1	0	0
		Hacking/Computer Invasion	0	0	0
		Robbery	0	0	0
		Pocket-picking	0	0	0
		Purse-snatching	0	0	0
		Shoplifting	0	0	0
		Theft From Building	1	0	0
		Theft From Coin Operated Machine or Device	0	0	0
		Theft From Motor Vehicle	3	0	0
		Theft of Motor Vehicle Parts/Accessories	0	0	0
		All Other Larceny	29	0	0
		Motor Vehicle Theft	2	0	0
		Stolen Property Offenses	3	0	0
Group B Arrests					
Offense	Adult	Juvenile			
Bad Checks	0	0			
Curfew/Loitering/Vagrancy Violations	0	0			
Disorderly Conduct	1	0			
Driving Under the Influence	31	0			
Drunkenness	1	0			
Family Offenses (Nonviolent)	1	0			
Liquor Law Violations	2	0			
Peeping Tom	0	0			
Trespass of Real Property	2	0			
All Other Offenses	25	1			
Total Group B	63	1			
Crimes Against Society					
		Drug/Narcotic Violations	37	35	0
		Drug Equipment Violations	3	2	0
		Betting/Wagering	0	0	0
		Operating/Promoting/Assisting Gambling	0	0	0
		Gambling Equipment Violations	0	0	0
		Sports Tampering	0	0	0
		Pornography/Obscene Material	1	0	0
		Prostitution	0	0	0
		Assisting or Promoting Prostitution	0	0	0
		Purchasing Prostitution	0	0	0
		Weapon Law Violations	11	5	1
		Animal Cruelty	1	0	0
		Total Group A Offenses	188	75	3

(*) Offenses are counted using the FBI Units of Count for Crime

(**) The 'Arrests' column shows arrests made for incidents during the selected period, regardless of arrest date. Arrest counts for the same period may change over time.

King George County Sheriff's Office - VA0490000 - NIBRS Agency Crime Overview - 2020

2020 Population Estimate		26,296	Offenses (*)	Arrests (**)	
			Reported	Adult	Juvenile
Law Enforcement Employees			Crimes Against Persons		
Sworn Male	31	Murder and Nonnegligent Manslaughter	1	0	1
Sworn Female	6	Negligent Manslaughter	0	0	0
Civilian Male	0	Kidnapping/Abduction	3	1	0
Civilian Female	16	Forcible Rape	4	0	0
Total:	53	Forcible Sodomy	4	1	0
Offense Overview					
Incident Total	870	Sexual Assault With An Object	1	0	0
Offense Total	1,009	Forcible Fondling	7	1	0
Group A Crimes per 100,000 population	3,308.5	Incest	0	0	0
Arrest Overview					
Total Arrests	362	Statutory Rape	2	3	0
Adult Arrests	356	Aggravated Assault	43	18	0
Juvenile Arrests	6	Simple Assault	232	66	2
Unknown Age	0	Intimidation	42	6	0
Arrests per 100,000 population	1,376.6	Human Trafficking, Commercial Sex Acts	0	0	0
		Human Trafficking, Involuntary Servitude	0	0	0
		Crimes Against Property			
		Arson	3	0	0
		Bribery	0	0	0
		Burglary/Breaking & Entering	27	4	0
		Counterfeiting/Forgery	10	0	0
		Destruction/Damage/Vandalism of Property	140	11	0
		Embezzlement	5	6	0
		Extortion/Blackmail	1	0	0
		False Pretenses/Swindle/Confidence Game	39	6	0
		Credit Card/Automatic Teller Fraud	33	0	0
		Impersonation	6	4	0
		Welfare Fraud	0	0	0
		Wire Fraud	21	0	0
		Identity Theft	5	0	0
		Hacking/Computer Invasion	3	0	0
		Robbery	7	5	0
		Pocket-picking	0	0	0
		Purse-snatching	0	0	0
		Shoplifting	28	21	0
		Theft From Building	4	1	0
		Theft From Coin Operated Machine or Device	0	0	0
		Theft From Motor Vehicle	59	0	0
		Theft of Motor Vehicle Parts/Accessories	12	0	0
		All Other Larceny	65	4	1
		Motor Vehicle Theft	24	2	0
		Stolen Property Offenses	5	1	0
		Crimes Against Society			
		Drug/Narcotic Violations	128	77	1
		Drug Equipment Violations	5	2	0
		Betting/Wagering	0	0	0
		Operating/Promoting/Assisting Gambling	0	0	0
		Gambling Equipment Violations	0	0	0
		Sports Tampering	0	0	0
		Pornography/Obscene Material	9	2	0
		Prostitution	0	0	0
		Assisting or Promoting Prostitution	0	0	0
		Purchasing Prostitution	0	0	0
		Weapon Law Violations	29	6	0
		Animal Cruelty	2	1	0
		Total Group A Offenses	1,009	249	5
		Group B Arrests			
		Offense	Adult	Juvenile	
		Bad Checks	0	0	
		Curfew/Loitering/Vagrancy Violations	0	0	
		Disorderly Conduct	0	0	
		Driving Under the Influence	49	0	
		Drunkenness	28	0	
		Family Offenses (Nonviolent)	2	0	
		Liquor Law Violations	3	0	
		Peeping Tom	0	0	
		Trespass of Real Property	4	0	
		All Other Offenses	21	1	
		Total Group B	107	1	

(*) Offenses are counted using the FBI Units of Count for Crime

(**) The 'Arrests' column shows arrests made for incidents during the selected period, regardless of arrest date. Arrest counts for the same period may change over time.

King William Sheriff's Office - VA0500000 - NIBRS Agency Crime Overview - 2020

2020 Population Estimate		14,020	Offenses (*)	Arrests (**)	
			Reported	Adult	Juvenile
Law Enforcement Employees			Crimes Against Persons		
Sworn Male	17	Murder and Nonnegligent Manslaughter	0	0	0
Sworn Female	4	Negligent Manslaughter	0	0	0
Civilian Male	2	Kidnapping/Abduction	1	0	0
Civilian Female	10	Forcible Rape	0	0	0
Total:	33	Forcible Sodomy	0	0	0
		Sexual Assault With An Object	1	0	0
		Forcible Fondling	8	2	0
Offense Overview		Incest	0	0	0
Incident Total	274	Statutory Rape	0	0	0
Offense Total	308	Aggravated Assault	15	7	0
Group A Crimes per 100,000 population	1,954.4	Simple Assault	87	56	1
		Intimidation	8	2	0
		Human Trafficking, Commercial Sex Acts	0	0	0
		Human Trafficking, Involuntary Servitude	0	0	0
Arrest Overview		Crimes Against Property			
Total Arrests	191	Arson	0	0	0
Adult Arrests	188	Bribery	0	0	0
Juvenile Arrests	3	Burglary/Breaking & Entering	5	0	0
Unknown Age	0	Counterfeiting/Forgery	1	0	0
Arrests per 100,000 population	1,362.3	Destruction/Damage/Vandalism of Property	71	11	0
		Embezzlement	1	1	0
		Extortion/Blackmail	1	0	0
		False Pretenses/Swindle/Confidence Game	10	1	0
		Credit Card/Automatic Teller Fraud	4	0	0
		Impersonation	1	1	0
		Welfare Fraud	0	0	0
		Wire Fraud	2	0	0
		Identity Theft	1	0	0
		Hacking/Computer Invasion	1	0	0
		Robbery	1	0	0
		Pocket-picking	1	2	0
		Purse-snatching	0	0	0
		Shoplifting	3	3	0
		Theft From Building	1	0	0
		Theft From Coin Operated Machine or Device	0	0	0
		Theft From Motor Vehicle	12	0	0
		Theft of Motor Vehicle Parts/Accessories	2	0	0
		All Other Larceny	43	3	1
		Motor Vehicle Theft	4	6	0
		Stolen Property Offenses	0	0	0
		Crimes Against Society			
		Drug/Narcotic Violations	16	11	1
		Drug Equipment Violations	0	0	0
		Betting/Wagering	0	0	0
		Operating/Promoting/Assisting Gambling	0	0	0
		Gambling Equipment Violations	0	0	0
		Sports Tampering	0	0	0
		Pornography/Obscene Material	0	0	0
		Prostitution	0	0	0
		Assisting or Promoting Prostitution	0	0	0
		Purchasing Prostitution	0	0	0
		Weapon Law Violations	7	2	0
		Animal Cruelty	0	0	0
		Total Group A Offenses	308	108	3
		Group B Arrests			
Offense	Adult	Juvenile			
Bad Checks	0	0			
Curfew/Loitering/Vagrancy Violations	0	0			
Disorderly Conduct	0	0			
Driving Under the Influence	15	0			
Drunkenness	7	0			
Family Offenses (Nonviolent)	1	0			
Liquor Law Violations	5	0			
Peeping Tom	0	0			
Trespass of Real Property	3	0			
All Other Offenses	49	0			
Total Group B	80	0			

(*) Offenses are counted using the FBI Units of Count for Crime

(**) The 'Arrests' column shows arrests made for incidents during the selected period, regardless of arrest date. Arrest counts for the same period may change over time.

La Crosse Police Department - VA0580400 - NIBRS Agency Crime Overview - 2020

2020 Population Estimate		575	Offenses (*)	Arrests (**)	
Law Enforcement Employees			Reported	Adult	Juvenile
Sworn Male		1	Murder and Nonnegligent Manslaughter	0	0
Sworn Female		0	Negligent Manslaughter	0	0
Civilian Male		0	Kidnapping/Abduction	0	0
Civilian Female		0	Forcible Rape	0	0
Total:		1	Forcible Sodomy	0	0
			Sexual Assault With An Object	0	0
			Forcible Fondling	0	0
			Incest	0	0
Incident Total		2	Statutory Rape	0	0
Offense Total		2	Aggravated Assault	0	0
Group A Crimes per 100,000 population		347.8	Simple Assault	0	0
			Intimidation	0	0
			Human Trafficking, Commercial Sex Acts	0	0
			Human Trafficking, Involuntary Servitude	0	0
Arrest Overview			Crimes Against Property		
Total Arrests		0	Arson	0	0
Adult Arrests		0	Bribery	0	0
Juvenile Arrests		0	Burglary/Breaking & Entering	1	0
Unknown Age		0	Counterfeiting/Forgery	0	0
Arrests per 100,000 population		0.0	Destruction/Damage/Vandalism of Property	1	0
			Embezzlement	0	0
			Extortion/Blackmail	0	0
			False Pretenses/Swindle/Confidence Game	0	0
			Credit Card/Automatic Teller Fraud	0	0
			Impersonation	0	0
			Welfare Fraud	0	0
			Wire Fraud	0	0
			Identity Theft	0	0
			Hacking/Computer Invasion	0	0
			Robbery	0	0
			Pocket-picking	0	0
			Purse-snatching	0	0
			Shoplifting	0	0
			Theft From Building	0	0
			Theft From Coin Operated Machine or Device	0	0
			Theft From Motor Vehicle	0	0
			Theft of Motor Vehicle Parts/Accessories	0	0
			All Other Larceny	0	0
			Motor Vehicle Theft	0	0
			Stolen Property Offenses	0	0
			Crimes Against Society		
			Drug/Narcotic Violations	0	0
			Drug Equipment Violations	0	0
			Betting/Wagering	0	0
			Operating/Promoting/Assisting Gambling	0	0
			Gambling Equipment Violations	0	0
			Sports Tampering	0	0
			Pornography/Obscene Material	0	0
			Prostitution	0	0
			Assisting or Promoting Prostitution	0	0
			Purchasing Prostitution	0	0
			Weapon Law Violations	0	0
			Animal Cruelty	0	0
			Total Group A Offenses	2	0
Group B Arrests					
Offense	Adult	Juvenile			
Bad Checks	0	0			
Curfew/Loitering/Vagrancy Violations	0	0			
Disorderly Conduct	0	0			
Driving Under the Influence	0	0			
Drunkenness	0	0			
Family Offenses (Nonviolent)	0	0			
Liquor Law Violations	0	0			
Peeping Tom	0	0			
Trespass of Real Property	0	0			
All Other Offenses	0	0			
Total Group B	0	0			

(*) Offenses are counted using the FBI Units of Count for Crime

(**) The 'Arrests' column shows arrests made for incidents during the selected period, regardless of arrest date. Arrest counts for the same period may change over time.

Lancaster CO Sheriff's Office - VA0510000 - NIBRS Agency Crime Overview - 2020

2020 Population Estimate		9,083	Offenses (*)	Arrests (**)	
Law Enforcement Employees			Reported	Adult	Juvenile
Group A Offenses					
Crimes Against Persons					
Sworn Male	27	Murder and Nonnegligent Manslaughter	1	1	0
Sworn Female	4	Negligent Manslaughter	0	0	0
Civilian Male	1	Kidnapping/Abduction	2	0	0
Civilian Female	8	Forcible Rape	1	0	0
Total:	40	Forcible Sodomy	1	0	0
		Sexual Assault With An Object	0	0	0
		Forcible Fondling	8	1	0
		Incest	0	0	0
Incident Total	241	Statutory Rape	0	0	0
Offense Total	306	Aggravated Assault	35	7	0
Group A Crimes per 100,000 population	2,653.3	Simple Assault	73	28	0
		Intimidation	2	1	0
		Human Trafficking, Commercial Sex Acts	0	0	0
		Human Trafficking, Involuntary Servitude	0	0	0
Arrest Overview					
Crimes Against Property					
Total Arrests	193	Arson	0	0	0
Adult Arrests	193	Bribery	0	0	0
Juvenile Arrests	0	Burglary/Breaking & Entering	10	0	0
Unknown Age	0	Counterfeiting/Forgery	2	1	0
Arrests per 100,000 population	2,124.8	Destruction/Damage/Vandalism of Property	45	4	0
		Embezzlement	2	0	0
		Extortion/Blackmail	1	0	0
		False Pretenses/Swindle/Confidence Game	6	1	0
		Credit Card/Automatic Teller Fraud	7	0	0
		Impersonation	3	2	0
		Welfare Fraud	0	0	0
		Wire Fraud	8	0	0
		Identity Theft	1	0	0
		Hacking/Computer Invasion	0	0	0
		Robbery	2	0	0
		Pocket-picking	0	0	0
		Purse-snatching	0	0	0
		Shoplifting	2	0	0
		Theft From Building	1	0	0
		Theft From Coin Operated Machine or Device	0	0	0
		Theft From Motor Vehicle	7	0	0
		Theft of Motor Vehicle Parts/Accessories	5	0	0
		All Other Larceny	21	5	0
		Motor Vehicle Theft	2	0	0
		Stolen Property Offenses	0	0	0
Group B Arrests					
Offense	Adult	Juvenile			
Bad Checks	9	0			
Curfew/Loitering/Vagrancy Violations	0	0			
Disorderly Conduct	2	0			
Driving Under the Influence	13	0			
Drunkenness	5	0			
Family Offenses (Nonviolent)	0	0			
Liquor Law Violations	1	0			
Peeping Tom	0	0			
Trespass of Real Property	5	0			
All Other Offenses	93	0			
Total Group B	128	0			
Crimes Against Society					
		Drug/Narcotic Violations	33	10	0
		Drug Equipment Violations	5	0	0
		Betting/Wagering	0	0	0
		Operating/Promoting/Assisting Gambling	0	0	0
		Gambling Equipment Violations	0	0	0
		Sports Tampering	0	0	0
		Pornography/Obscene Material	2	0	0
		Prostitution	0	0	0
		Assisting or Promoting Prostitution	0	0	0
		Purchasing Prostitution	0	0	0
		Weapon Law Violations	15	4	0
		Animal Cruelty	3	0	0
		Total Group A Offenses	306	65	0

(*) Offenses are counted using the FBI Units of Count for Crime

(**) The 'Arrests' column shows arrests made for incidents during the selected period, regardless of arrest date. Arrest counts for the same period may change over time.

Lawrenceville Police Dept - VA0130100 - NIBRS Agency Crime Overview - 2020

2020 Population Estimate		1,020	Offenses (*)	Arrests (**)	
Law Enforcement Employees			Reported	Adult	Juvenile
Sworn Male		5	Group A Offenses		
Sworn Female		1	Crimes Against Persons		
Civilian Male		0	Murder and Nonnegligent Manslaughter	0	0
Civilian Female		0	Negligent Manslaughter	0	0
Total:		6	Kidnapping/Abduction	0	0
			Forcible Rape	0	0
			Forcible Sodomy	0	0
			Sexual Assault With An Object	0	0
			Forcible Fondling	0	0
			Incest	0	0
Incident Total		21	Statutory Rape	0	0
Offense Total		23	Aggravated Assault	0	0
Group A Crimes per 100,000 population		2,058.8	Simple Assault	7	0
			Intimidation	0	0
			Human Trafficking, Commercial Sex Acts	0	0
			Human Trafficking, Involuntary Servitude	0	0
Arrest Overview			Crimes Against Property		
Total Arrests		10	Arson	0	0
Adult Arrests		10	Bribery	0	0
Juvenile Arrests		0	Burglary/Breaking & Entering	0	0
Unknown Age		0	Counterfeiting/Forgery	0	0
Arrests per 100,000 population		980.4	Destruction/Damage/Vandalism of Property	9	0
			Embezzlement	0	0
			Extortion/Blackmail	0	0
			False Pretenses/Swindle/Confidence Game	1	0
			Credit Card/Automatic Teller Fraud	0	0
			Impersonation	0	0
			Welfare Fraud	0	0
			Wire Fraud	0	0
			Identity Theft	0	0
			Hacking/Computer Invasion	0	0
			Robbery	0	0
			Pocket-picking	0	0
			Purse-snatching	0	0
			Shoplifting	0	0
			Theft From Building	0	0
			Theft From Coin Operated Machine or Device	0	0
			Theft From Motor Vehicle	0	0
			Theft of Motor Vehicle Parts/Accessories	0	0
			All Other Larceny	3	0
			Motor Vehicle Theft	0	0
			Stolen Property Offenses	1	0
			Crimes Against Society		
			Drug/Narcotic Violations	2	1
			Drug Equipment Violations	0	0
			Betting/Wagering	0	0
			Operating/Promoting/Assisting Gambling	0	0
			Gambling Equipment Violations	0	0
			Sports Tampering	0	0
			Pornography/Obscene Material	0	0
			Prostitution	0	0
			Assisting or Promoting Prostitution	0	0
			Purchasing Prostitution	0	0
			Weapon Law Violations	0	0
			Animal Cruelty	0	0
			Total Group A Offenses	23	1
					0
Group B Arrests					
Offense	Adult	Juvenile			
Bad Checks	0	0			
Curfew/Loitering/Vagrancy Violations	0	0			
Disorderly Conduct	0	0			
Driving Under the Influence	3	0			
Drunkenness	0	0			
Family Offenses (Nonviolent)	0	0			
Liquor Law Violations	0	0			
Peeping Tom	0	0			
Trespass of Real Property	0	0			
All Other Offenses	6	0			
Total Group B	9	0			

(*) Offenses are counted using the FBI Units of Count for Crime

(**) The 'Arrests' column shows arrests made for incidents during the selected period, regardless of arrest date. Arrest counts for the same period may change over time.

Lebanon Police Department - VA0830100 - NIBRS Agency Crime Overview - 2020

2020 Population Estimate		3,147	Offenses (*)	Arrests (**)	
Law Enforcement Employees			Reported	Adult	Juvenile
Group A Offenses					
Crimes Against Persons					
Sworn Male	11	Murder and Nonnegligent Manslaughter	2	1	0
Sworn Female	1	Negligent Manslaughter	0	0	0
Civilian Male	0	Kidnapping/Abduction	1	0	0
Civilian Female	1	Forcible Rape	1	0	0
Total:	13	Forcible Sodomy	0	0	0
		Sexual Assault With An Object	0	0	0
		Forcible Fondling	4	0	0
		Incest	0	0	0
Incident Total	212	Statutory Rape	0	0	0
Offense Total	241	Aggravated Assault	0	0	0
Group A Crimes per 100,000 population	6,736.6	Simple Assault	26	17	0
		Intimidation	0	0	0
		Human Trafficking, Commercial Sex Acts	0	0	0
		Human Trafficking, Involuntary Servitude	0	0	0
Arrest Overview					
Crimes Against Property					
Total Arrests	176	Arson	0	0	0
Adult Arrests	170	Bribery	0	0	0
Juvenile Arrests	5	Burglary/Breaking & Entering	11	1	0
Unknown Age	1	Counterfeiting/Forgery	11	1	0
Arrests per 100,000 population	5,592.6	Destruction/Damage/Vandalism of Property	25	3	1
		Embezzlement	2	1	0
		Extortion/Blackmail	0	0	0
		False Pretenses/Swindle/Confidence Game	5	2	0
		Credit Card/Automatic Teller Fraud	2	0	0
		Impersonation	0	0	0
		Welfare Fraud	0	0	0
		Wire Fraud	1	0	0
		Identity Theft	1	0	0
		Hacking/Computer Invasion	0	0	0
		Robbery	0	0	0
		Pocket-picking	0	0	0
		Purse-snatching	1	2	0
		Shoplifting	42	24	0
		Theft From Building	2	0	0
		Theft From Coin Operated Machine or Device	0	0	0
		Theft From Motor Vehicle	1	0	0
		Theft of Motor Vehicle Parts/Accessories	3	0	0
		All Other Larceny	27	7	0
		Motor Vehicle Theft	2	1	0
		Stolen Property Offenses	0	0	0
Group B Arrests					
Offense	Adult	Juvenile			
Bad Checks	5	0			
Curfew/Loitering/Vagrancy Violations	0	0			
Disorderly Conduct	0	0			
Driving Under the Influence	13	1			
Drunkenness	30	0			
Family Offenses (Nonviolent)	4	0			
Liquor Law Violations	1	1			
Peeping Tom	0	0			
Trespass of Real Property	9	2			
All Other Offenses	21	0			
Total Group B	83	4			
Crimes Against Society					
		Drug/Narcotic Violations	46	21	0
		Drug Equipment Violations	18	5	0
		Betting/Wagering	0	0	0
		Operating/Promoting/Assisting Gambling	0	0	0
		Gambling Equipment Violations	0	0	0
		Sports Tampering	0	0	0
		Pornography/Obscene Material	1	0	0
		Prostitution	0	0	0
		Assisting or Promoting Prostitution	0	0	0
		Purchasing Prostitution	0	0	0
		Weapon Law Violations	6	1	0
		Animal Cruelty	0	0	0
		Total Group A Offenses	241	87	1

(*) Offenses are counted using the FBI Units of Count for Crime

(**) The 'Arrests' column shows arrests made for incidents during the selected period, regardless of arrest date. Arrest counts for the same period may change over time.

Lee County Sheriffs Office - VA0520000 - NIBRS Agency Crime Overview - 2020

2020 Population Estimate		21,184	Offenses (*)	Arrests (**)	
			Reported	Adult	Juvenile
Law Enforcement Employees			Crimes Against Persons		
Sworn Male	25	Murder and Nonnegligent Manslaughter	0	0	0
Sworn Female	0	Negligent Manslaughter	0	0	0
Civilian Male	0	Kidnapping/Abduction	3	2	0
Civilian Female	11	Forcible Rape	3	0	0
Total:	36	Forcible Sodomy	2	1	0
Offense Overview					
Incident Total	553	Sexual Assault With An Object	0	0	0
Offense Total	630	Forcible Fondling	3	1	0
Group A Crimes per 100,000 population	2,610.5	Incest	0	0	0
Arrest Overview					
Total Arrests	378	Statutory Rape	0	0	0
Adult Arrests	378	Aggravated Assault	20	4	0
Juvenile Arrests	0	Simple Assault	71	25	0
Unknown Age	0	Intimidation	2	0	0
Arrests per 100,000 population	1,784.4	Human Trafficking, Commercial Sex Acts	0	0	0
		Human Trafficking, Involuntary Servitude	0	0	0
		Crimes Against Property			
		Arson	2	0	0
		Bribery	0	0	0
		Burglary/Breaking & Entering	40	4	0
		Counterfeiting/Forgery	4	0	0
		Destruction/Damage/Vandalism of Property	104	9	0
		Embezzlement	0	0	0
		Extortion/Blackmail	0	0	0
		False Pretenses/Swindle/Confidence Game	1	0	0
		Credit Card/Automatic Teller Fraud	6	0	0
		Impersonation	0	1	0
		Welfare Fraud	1	0	0
		Wire Fraud	0	0	0
		Identity Theft	2	0	0
		Hacking/Computer Invasion	0	0	0
		Robbery	2	0	0
		Pocket-picking	1	0	0
		Purse-snatching	0	0	0
		Shoplifting	23	5	0
		Theft From Building	25	0	0
		Theft From Coin Operated Machine or Device	0	0	0
		Theft From Motor Vehicle	12	0	0
		Theft of Motor Vehicle Parts/Accessories	8	0	0
		All Other Larceny	106	10	0
		Motor Vehicle Theft	13	1	0
		Stolen Property Offenses	0	0	0
		Crimes Against Society			
		Drug/Narcotic Violations	122	63	0
		Drug Equipment Violations	33	1	0
		Betting/Wagering	0	0	0
		Operating/Promoting/Assisting Gambling	0	0	0
		Gambling Equipment Violations	0	0	0
		Sports Tampering	0	0	0
		Pornography/Obscene Material	0	0	0
		Prostitution	0	0	0
		Assisting or Promoting Prostitution	0	0	0
		Purchasing Prostitution	0	0	0
		Weapon Law Violations	21	2	0
		Animal Cruelty	0	0	0
		Total Group A Offenses	630	129	0
		Group B Arrests			
		Offense	Adult	Juvenile	
		Bad Checks	0	0	
		Curfew/Loitering/Vagrancy Violations	0	0	
		Disorderly Conduct	1	0	
		Driving Under the Influence	20	0	
		Drunkenness	48	0	
		Family Offenses (Nonviolent)	0	0	
		Liquor Law Violations	1	0	
		Peeping Tom	0	0	
		Trespass of Real Property	12	0	
		All Other Offenses	167	0	
		Total Group B	249	0	

(*) Offenses are counted using the FBI Units of Count for Crime

(**) The 'Arrests' column shows arrests made for incidents during the selected period, regardless of arrest date. Arrest counts for the same period may change over time.

Leesburg Police Department - VA0530100 - NIBRS Agency Crime Overview - 2020

2020 Population Estimate		53,727	Offenses (*)	Arrests (**)	
Law Enforcement Employees			Reported	Adult	Juvenile
Group A Offenses					
Crimes Against Persons					
Sworn Male	70	Murder and Nonnegligent Manslaughter	1	1	0
Sworn Female	12	Negligent Manslaughter	0	0	0
Civilian Male	4	Kidnapping/Abduction	13	2	1
Civilian Female	13	Forcible Rape	11	0	0
Total:	99	Forcible Sodomy	5	0	0
		Sexual Assault With An Object	2	0	0
		Forcible Fondling	20	2	0
		Incest	0	0	0
Incident Total	1,819	Statutory Rape	2	0	0
Offense Total	2,138	Aggravated Assault	83	23	2
Group A Crimes per 100,000 population	3,385.6	Simple Assault	307	93	6
		Intimidation	101	5	2
		Human Trafficking, Commercial Sex Acts	0	0	0
		Human Trafficking, Involuntary Servitude	0	0	0
Arrest Overview					
Crimes Against Property					
Total Arrests	548	Arson	4	0	1
Adult Arrests	527	Bribery	0	0	0
Juvenile Arrests	21	Burglary/Breaking & Entering	36	5	1
Unknown Age	0	Counterfeiting/Forgery	26	3	0
Arrests per 100,000 population	1,020.0	Destruction/Damage/Vandalism of Property	257	22	1
		Embezzlement	6	3	0
		Extortion/Blackmail	25	0	0
		False Pretenses/Swindle/Confidence Game	92	8	0
		Credit Card/Automatic Teller Fraud	79	3	0
		Impersonation	11	3	0
		Welfare Fraud	1	0	0
		Wire Fraud	67	0	0
		Identity Theft	42	0	0
		Hacking/Computer Invasion	7	0	0
		Robbery	21	3	2
		Pocket-picking	3	1	0
		Purse-snatching	0	0	0
		Shoplifting	239	55	0
		Theft From Building	52	2	0
		Theft From Coin Operated Machine or Device	0	0	0
		Theft From Motor Vehicle	92	1	0
		Theft of Motor Vehicle Parts/Accessories	28	1	0
		All Other Larceny	71	4	0
		Motor Vehicle Theft	20	3	0
		Stolen Property Offenses	2	2	0
Group B Arrests					
Offense	Adult	Juvenile			
Bad Checks	3	0			
Curfew/Loitering/Vagrancy Violations	0	0			
Disorderly Conduct	7	1			
Driving Under the Influence	41	0			
Drunkenness	85	0			
Family Offenses (Nonviolent)	0	1			
Liquor Law Violations	8	0			
Peeping Tom	0	0			
Trespass of Real Property	3	0			
All Other Offenses	32	2			
Total Group B	179	4			
Crimes Against Society					
		Drug/Narcotic Violations	225	96	1
		Drug Equipment Violations	142	0	0
		Betting/Wagering	0	0	0
		Operating/Promoting/Assisting Gambling	0	0	0
		Gambling Equipment Violations	0	0	0
		Sports Tampering	0	0	0
		Pornography/Obscene Material	28	0	0
		Prostitution	0	0	0
		Assisting or Promoting Prostitution	0	0	0
		Purchasing Prostitution	0	0	0
		Weapon Law Violations	17	7	0
		Animal Cruelty	0	0	0
		Total Group A Offenses	2,138	348	17

(*) Offenses are counted using the FBI Units of Count for Crime

(**) The 'Arrests' column shows arrests made for incidents during the selected period, regardless of arrest date. Arrest counts for the same period may change over time.

Lexington Police Department - VA0810200 - NIBRS Agency Crime Overview - 2020

2020 Population Estimate		7,499	Offenses (*)	Arrests (**)	
Law Enforcement Employees			Reported	Adult	Juvenile
Group A Offenses					
Crimes Against Persons					
Sworn Male	13	Murder and Nonnegligent Manslaughter	0	0	0
Sworn Female	3	Negligent Manslaughter	0	0	0
Civilian Male	0	Kidnapping/Abduction	0	0	0
Civilian Female	3	Forcible Rape	2	0	0
Total:	19	Forcible Sodomy	0	0	0
		Sexual Assault With An Object	0	0	0
		Forcible Fondling	1	0	0
		Incest	0	0	0
Incident Total	114	Statutory Rape	0	0	0
Offense Total	132	Aggravated Assault	7	6	0
Group A Crimes per 100,000 population	1,520.2	Simple Assault	19	11	0
		Intimidation	0	0	0
		Human Trafficking, Commercial Sex Acts	0	0	0
		Human Trafficking, Involuntary Servitude	0	0	0
Arrest Overview					
Crimes Against Property					
Total Arrests	104	Arson	0	0	0
Adult Arrests	102	Bribery	0	0	0
Juvenile Arrests	2	Burglary/Breaking & Entering	3	1	0
Unknown Age	0	Counterfeiting/Forgery	2	1	0
Arrests per 100,000 population	1,386.9	Destruction/Damage/Vandalism of Property	21	3	1
		Embezzlement	2	0	0
		Extortion/Blackmail	1	0	0
		False Pretenses/Swindle/Confidence Game	5	1	0
		Credit Card/Automatic Teller Fraud	2	0	0
		Impersonation	1	0	0
		Welfare Fraud	0	0	0
		Wire Fraud	0	0	0
		Identity Theft	0	0	0
		Hacking/Computer Invasion	0	0	0
		Robbery	0	0	0
		Pocket-picking	0	2	0
		Purse-snatching	0	0	0
		Shoplifting	7	2	1
		Theft From Building	13	0	0
		Theft From Coin Operated Machine or Device	0	0	0
		Theft From Motor Vehicle	6	2	0
		Theft of Motor Vehicle Parts/Accessories	2	0	0
		All Other Larceny	14	4	0
		Motor Vehicle Theft	1	0	0
		Stolen Property Offenses	1	1	0
Group B Arrests					
Offense	Adult	Juvenile			
Bad Checks	1	0			
Curfew/Loitering/Vagrancy Violations	0	0			
Disorderly Conduct	4	0			
Driving Under the Influence	7	0			
Drunkenness	13	0			
Family Offenses (Nonviolent)	2	0			
Liquor Law Violations	4	0			
Peeping Tom	0	0			
Trespass of Real Property	4	0			
All Other Offenses	21	0			
Total Group B	56	0			
Crimes Against Society					
		Drug/Narcotic Violations	17	11	0
		Drug Equipment Violations	3	0	0
		Betting/Wagering	0	0	0
		Operating/Promoting/Assisting Gambling	0	0	0
		Gambling Equipment Violations	0	0	0
		Sports Tampering	0	0	0
		Pornography/Obscene Material	0	0	0
		Prostitution	0	0	0
		Assisting or Promoting Prostitution	0	0	0
		Purchasing Prostitution	0	0	0
		Weapon Law Violations	1	1	0
		Animal Cruelty	1	0	0
		Total Group A Offenses	132	46	2

(*) Offenses are counted using the FBI Units of Count for Crime

(**) The 'Arrests' column shows arrests made for incidents during the selected period, regardless of arrest date. Arrest counts for the same period may change over time.

Loudoun County Sheriff's Office - VA0530000 - NIBRS Agency Crime Overview - 2020

2020 Population Estimate		353,951	Offenses (*)	Arrests (**)	
Law Enforcement Employees			Reported	Adult	Juvenile
Group A Offenses					
Crimes Against Persons					
Sworn Male	503	Murder and Nonnegligent Manslaughter	1	2	0
Sworn Female	72	Negligent Manslaughter	0	0	0
Civilian Male	44	Kidnapping/Abduction	29	11	0
Civilian Female	125	Forcible Rape	48	2	0
Total:	744	Forcible Sodomy	19	8	0
		Sexual Assault With An Object	64	7	0
		Forcible Fondling	17	3	0
		Incest	0	0	0
Incident Total	6,728	Statutory Rape	0	0	0
Offense Total	7,886	Aggravated Assault	148	102	6
Group A Crimes per 100,000 population	1,900.8	Simple Assault	1,713	517	19
		Intimidation	266	30	0
		Human Trafficking, Commercial Sex Acts	0	0	0
		Human Trafficking, Involuntary Servitude	0	0	0
Arrest Overview					
Crimes Against Property					
Total Arrests	4,045	Arson	20	1	0
Adult Arrests	3,903	Bribery	0	0	0
Juvenile Arrests	140	Burglary/Breaking & Entering	150	46	16
Unknown Age	2	Counterfeiting/Forgery	98	24	0
Arrests per 100,000 population	1,142.8	Destruction/Damage/Vandalism of Property	994	48	4
		Embezzlement	38	22	0
		Extortion/Blackmail	81	1	0
		False Pretenses/Swindle/Confidence Game	556	49	1
		Credit Card/Automatic Teller Fraud	198	4	0
		Impersonation	270	5	0
		Welfare Fraud	37	0	0
		Wire Fraud	5	0	0
		Identity Theft	185	16	0
		Hacking/Computer Invasion	22	1	0
		Robbery	33	9	8
		Pocket-picking	4	0	0
		Purse-snatching	8	0	0
		Shoplifting	477	313	10
		Theft From Building	181	5	1
		Theft From Coin Operated Machine or Device	0	0	0
		Theft From Motor Vehicle	346	17	0
		Theft of Motor Vehicle Parts/Accessories	79	1	0
		All Other Larceny	815	101	10
		Motor Vehicle Theft	156	36	6
		Stolen Property Offenses	34	6	2
Group B Arrests					
Offense	Adult	Juvenile			
Bad Checks	1	0			
Curfew/Loitering/Vagrancy Violations	0	0			
Disorderly Conduct	8	0			
Driving Under the Influence	306	2			
Drunkenness	361	0			
Family Offenses (Nonviolent)	0	0			
Liquor Law Violations	28	1			
Peeping Tom	0	0			
Trespass of Real Property	39	0			
All Other Offenses	1,441	41			
Total Group B	2,184	44			
Crimes Against Society					
		Drug/Narcotic Violations	579	278	8
		Drug Equipment Violations	36	4	0
		Betting/Wagering	0	0	0
		Operating/Promoting/Assisting Gambling	0	0	0
		Gambling Equipment Violations	0	0	0
		Sports Tampering	0	0	0
		Pornography/Obscene Material	64	4	1
		Prostitution	0	0	0
		Assisting or Promoting Prostitution	0	0	0
		Purchasing Prostitution	0	0	0
		Weapon Law Violations	112	43	4
		Animal Cruelty	3	3	0
		Total Group A Offenses	7,886	1,719	96

(*) Offenses are counted using the FBI Units of Count for Crime

(**) The 'Arrests' column shows arrests made for incidents during the selected period, regardless of arrest date. Arrest counts for the same period may change over time.

Louisa County Sheriff's Office - VA0540000 - NIBRS Agency Crime Overview - 2020

2020 Population Estimate		35,278		Offenses (*)	Arrests (**)	
			Group A Offenses	Reported	Adult	Juvenile
Law Enforcement Employees			Crimes Against Persons			
Sworn Male	44		Murder and Nonnegligent Manslaughter	1	0	0
Sworn Female	5		Negligent Manslaughter	0	0	0
Civilian Male	4		Kidnapping/Abduction	4	0	0
Civilian Female	15		Forcible Rape	6	0	0
Total:	68		Forcible Sodomy	3	0	0
			Sexual Assault With An Object	5	0	0
			Forcible Fondling	14	2	0
Offense Overview			Incest	0	0	0
Incident Total	878		Statutory Rape	1	0	0
Offense Total	1,006		Aggravated Assault	24	15	0
Group A Crimes per 100,000 population	2,488.8		Simple Assault	164	55	0
			Intimidation	24	1	0
			Human Trafficking, Commercial Sex Acts	0	0	0
			Human Trafficking, Involuntary Servitude	0	0	0
Arrest Overview			Crimes Against Property			
Total Arrests	394		Arson	5	0	0
Adult Arrests	385		Bribery	0	0	0
Juvenile Arrests	9		Burglary/Breaking & Entering	28	1	0
Unknown Age	0		Counterfeiting/Forgery	7	1	0
Arrests per 100,000 population	1,116.8		Destruction/Damage/Vandalism of Property	178	6	0
			Embezzlement	2	0	0
			Extortion/Blackmail	0	0	0
			False Pretenses/Swindle/Confidence Game	21	0	0
			Credit Card/Automatic Teller Fraud	9	0	0
			Impersonation	11	1	0
Group B Arrests				Welfare Fraud	0	0
Offense	Adult	Juvenile		Wire Fraud	2	0
Bad Checks	1	0		Identity Theft	0	0
Curfew/Loitering/Vagrancy Violations	0	0		Hacking/Computer Invasion	0	0
Disorderly Conduct	1	0		Robbery	1	0
Driving Under the Influence	20	0		Pocket-picking	12	5
Drunkenness	25	0		Purse-snatching	0	0
Family Offenses (Nonviolent)	4	0		Shoplifting	33	4
Liquor Law Violations	8	2		Theft From Building	24	0
Peeping Tom	1	0		Theft From Coin Operated Machine or Device	0	0
Trespass of Real Property	18	0		Theft From Motor Vehicle	63	0
All Other Offenses	136	6		Theft of Motor Vehicle Parts/Accessories	12	0
Total Group B	214	8		All Other Larceny	127	3
				Motor Vehicle Theft	32	1
				Stolen Property Offenses	1	0
			Crimes Against Society			
				Drug/Narcotic Violations	136	64
				Drug Equipment Violations	3	0
				Betting/Wagering	0	0
				Operating/Promoting/Assisting Gambling	0	0
				Gambling Equipment Violations	0	0
				Sports Tampering	0	0
				Pornography/Obscene Material	10	0
				Prostitution	0	0
				Assisting or Promoting Prostitution	0	0
				Purchasing Prostitution	0	0
				Weapon Law Violations	43	12
				Animal Cruelty	0	0
				Total Group A Offenses	1,006	171

(*) Offenses are counted using the FBI Units of Count for Crime

(**) The 'Arrests' column shows arrests made for incidents during the selected period, regardless of arrest date. Arrest counts for the same period may change over time.

Louisa Police Department - VA0540100 - NIBRS Agency Crime Overview - 2020

2020 Population Estimate		1,733	Offenses (*)	Arrests (**)	
Law Enforcement Employees			Reported	Adult	Juvenile
Group A Offenses					
Crimes Against Persons					
Sworn Male	3	Murder and Nonnegligent Manslaughter	0	0	0
Sworn Female	3	Negligent Manslaughter	0	0	0
Civilian Male	0	Kidnapping/Abduction	0	0	0
Civilian Female	0	Forcible Rape	0	0	0
Total:	6	Forcible Sodomy	0	0	0
		Sexual Assault With An Object	0	0	0
		Forcible Fondling	1	0	0
		Incest	0	0	0
Incident Total	64	Statutory Rape	0	0	0
Offense Total	76	Aggravated Assault	0	0	0
Group A Crimes per 100,000 population	3,693.0	Simple Assault	10	11	0
		Intimidation	1	0	0
		Human Trafficking, Commercial Sex Acts	0	0	0
		Human Trafficking, Involuntary Servitude	0	0	0
Arrest Overview					
Crimes Against Property					
Total Arrests	41	Arson	0	0	0
Adult Arrests	40	Bribery	0	0	0
Juvenile Arrests	1	Burglary/Breaking & Entering	0	0	0
Unknown Age	0	Counterfeiting/Forgery	3	1	0
Arrests per 100,000 population	2,365.8	Destruction/Damage/Vandalism of Property	10	1	0
		Embezzlement	0	0	0
		Extortion/Blackmail	0	0	0
		False Pretenses/Swindle/Confidence Game	0	0	0
		Credit Card/Automatic Teller Fraud	2	0	0
		Impersonation	1	0	0
		Welfare Fraud	0	0	0
		Wire Fraud	1	0	0
		Identity Theft	0	0	0
		Hacking/Computer Invasion	0	0	0
		Robbery	0	0	0
		Pocket-picking	1	0	0
		Purse-snatching	0	0	0
		Shoplifting	14	4	1
		Theft From Building	0	0	0
		Theft From Coin Operated Machine or Device	0	0	0
		Theft From Motor Vehicle	0	0	0
		Theft of Motor Vehicle Parts/Accessories	3	0	0
		All Other Larceny	10	1	0
		Motor Vehicle Theft	4	1	0
		Stolen Property Offenses	1	1	0
Group B Arrests					
Offense	Adult	Juvenile			
Bad Checks	0	0			
Curfew/Loitering/Vagrancy Violations	0	0			
Disorderly Conduct	0	0			
Driving Under the Influence	5	0			
Drunkenness	2	0			
Family Offenses (Nonviolent)	0	0			
Liquor Law Violations	0	0			
Peeping Tom	0	0			
Trespass of Real Property	1	0			
All Other Offenses	9	0			
Total Group B	17	0			
Crimes Against Society					
		Drug/Narcotic Violations	9	3	0
		Drug Equipment Violations	1	0	0
		Betting/Wagering	0	0	0
		Operating/Promoting/Assisting Gambling	0	0	0
		Gambling Equipment Violations	0	0	0
		Sports Tampering	0	0	0
		Pornography/Obscene Material	0	0	0
		Prostitution	0	0	0
		Assisting or Promoting Prostitution	0	0	0
		Purchasing Prostitution	0	0	0
		Weapon Law Violations	4	0	0
		Animal Cruelty	0	0	0
		Total Group A Offenses	76	23	1

(*) Offenses are counted using the FBI Units of Count for Crime

(**) The 'Arrests' column shows arrests made for incidents during the selected period, regardless of arrest date. Arrest counts for the same period may change over time.

Lunenburg County Sheriff Office - VA0550000 - NIBRS Agency Crime Overview - 2020

2020 Population Estimate		9,443	Offenses (*)	Arrests (**)	
Law Enforcement Employees			Reported	Adult	Juvenile
Group A Offenses					
Crimes Against Persons					
Sworn Male	6	Murder and Nonnegligent Manslaughter	0	0	0
Sworn Female	3	Negligent Manslaughter	0	0	0
Civilian Male	2	Kidnapping/Abduction	4	1	0
Civilian Female	4	Forcible Rape	2	2	0
Total:	15	Forcible Sodomy	1	0	0
		Sexual Assault With An Object	1	0	0
		Forcible Fondling	4	1	0
		Incest	0	0	0
Incident Total	130	Statutory Rape	2	0	0
Offense Total	173	Aggravated Assault	12	4	0
Group A Crimes per 100,000 population	1,376.7	Simple Assault	57	40	1
		Intimidation	1	1	0
		Human Trafficking, Commercial Sex Acts	0	0	0
		Human Trafficking, Involuntary Servitude	0	0	0
Arrest Overview					
Crimes Against Property					
Total Arrests	98	Arson	0	0	0
Adult Arrests	94	Bribery	0	0	0
Juvenile Arrests	4	Burglary/Breaking & Entering	17	2	0
Unknown Age	0	Counterfeiting/Forgery	1	0	0
Arrests per 100,000 population	1,037.8	Destruction/Damage/Vandalism of Property	23	5	1
		Embezzlement	0	0	0
		Extortion/Blackmail	1	0	0
		False Pretenses/Swindle/Confidence Game	4	0	0
		Credit Card/Automatic Teller Fraud	3	0	0
		Impersonation	0	0	0
		Welfare Fraud	0	0	0
		Wire Fraud	1	0	0
		Identity Theft	2	1	0
		Hacking/Computer Invasion	0	0	0
		Robbery	0	0	0
		Pocket-picking	0	0	0
		Purse-snatching	0	0	0
		Shoplifting	0	0	0
		Theft From Building	0	0	0
		Theft From Coin Operated Machine or Device	0	0	0
		Theft From Motor Vehicle	1	0	0
		Theft of Motor Vehicle Parts/Accessories	0	0	0
		All Other Larceny	15	2	1
		Motor Vehicle Theft	0	0	0
		Stolen Property Offenses	0	0	0
Group B Arrests					
Offense	Adult	Juvenile			
Bad Checks	0	0			
Curfew/Loitering/Vagrancy Violations	0	0			
Disorderly Conduct	0	0			
Driving Under the Influence	2	0			
Drunkenness	0	0			
Family Offenses (Nonviolent)	2	0			
Liquor Law Violations	0	0			
Peeping Tom	0	0			
Trespass of Real Property	5	0			
All Other Offenses	23	0			
Total Group B	32	0			
Crimes Against Society					
		Drug/Narcotic Violations	17	2	0
		Drug Equipment Violations	0	0	0
		Betting/Wagering	0	0	0
		Operating/Promoting/Assisting Gambling	0	0	0
		Gambling Equipment Violations	0	0	0
		Sports Tampering	0	0	0
		Pornography/Obscene Material	0	0	0
		Prostitution	0	0	0
		Assisting or Promoting Prostitution	0	0	0
		Purchasing Prostitution	0	0	0
		Weapon Law Violations	4	1	1
		Animal Cruelty	0	0	0
		Total Group A Offenses	173	62	4

(*) Offenses are counted using the FBI Units of Count for Crime

(**) The 'Arrests' column shows arrests made for incidents during the selected period, regardless of arrest date. Arrest counts for the same period may change over time.

Luray Police Department - VA0690100 - NIBRS Agency Crime Overview - 2020

2020 Population Estimate		4,848	Offenses (*)	Arrests (**)	
Law Enforcement Employees			Reported	Adult	Juvenile
Group A Offenses					
Crimes Against Persons					
Sworn Male	13	Murder and Nonnegligent Manslaughter	0	0	0
Sworn Female	0	Negligent Manslaughter	0	0	0
Civilian Male	0	Kidnapping/Abduction	3	2	0
Civilian Female	1	Forcible Rape	0	0	0
Total:	14	Forcible Sodomy	1	0	0
		Sexual Assault With An Object	1	0	0
		Forcible Fondling	4	0	0
		Incest	0	0	0
Incident Total	265	Statutory Rape	0	0	0
Offense Total	286	Aggravated Assault	9	8	0
Group A Crimes per 100,000 population	5,466.2	Simple Assault	19	13	0
		Intimidation	0	0	0
		Human Trafficking, Commercial Sex Acts	0	0	0
		Human Trafficking, Involuntary Servitude	0	0	0
Arrest Overview					
Crimes Against Property					
Total Arrests	122	Arson	0	0	0
Adult Arrests	120	Bribery	0	0	0
Juvenile Arrests	2	Burglary/Breaking & Entering	10	2	0
Unknown Age	0	Counterfeiting/Forgery	9	0	0
Arrests per 100,000 population	2,516.5	Destruction/Damage/Vandalism of Property	52	5	0
		Embezzlement	2	2	0
		Extortion/Blackmail	1	0	0
		False Pretenses/Swindle/Confidence Game	5	0	1
		Credit Card/Automatic Teller Fraud	4	0	1
		Impersonation	0	0	0
		Welfare Fraud	0	0	0
		Wire Fraud	1	0	0
		Identity Theft	2	0	0
		Hacking/Computer Invasion	0	0	0
		Robbery	1	0	0
		Pocket-picking	0	0	0
		Purse-snatching	0	0	0
		Shoplifting	14	8	0
		Theft From Building	6	0	0
		Theft From Coin Operated Machine or Device	0	0	0
		Theft From Motor Vehicle	11	0	0
		Theft of Motor Vehicle Parts/Accessories	2	0	0
		All Other Larceny	45	2	0
		Motor Vehicle Theft	3	1	0
		Stolen Property Offenses	0	0	0
Group B Arrests					
Offense	Adult	Juvenile			
Bad Checks	0	0			
Curfew/Loitering/Vagrancy Violations	0	0			
Disorderly Conduct	0	0			
Driving Under the Influence	11	0			
Drunkenness	18	0			
Family Offenses (Nonviolent)	1	0			
Liquor Law Violations	2	0			
Peeping Tom	0	0			
Trespass of Real Property	7	0			
All Other Offenses	13	0			
Total Group B	52	0			
Crimes Against Society					
		Drug/Narcotic Violations	63	22	0
		Drug Equipment Violations	7	1	0
		Betting/Wagering	0	0	0
		Operating/Promoting/Assisting Gambling	0	0	0
		Gambling Equipment Violations	0	0	0
		Sports Tampering	0	0	0
		Pornography/Obscene Material	2	0	0
		Prostitution	0	0	0
		Assisting or Promoting Prostitution	0	0	0
		Purchasing Prostitution	0	0	0
		Weapon Law Violations	9	2	0
		Animal Cruelty	0	0	0
		Total Group A Offenses	286	68	2

(*) Offenses are counted using the FBI Units of Count for Crime

(**) The 'Arrests' column shows arrests made for incidents during the selected period, regardless of arrest date. Arrest counts for the same period may change over time.

Lynchburg Police Department - VA1140000 - NIBRS Agency Crime Overview - 2020

2020 Population Estimate		81,266	Offenses (*)	Arrests (**)	
Law Enforcement Employees			Reported	Adult	Juvenile
Group A Offenses					
Crimes Against Persons					
Sworn Male	132	Murder and Nonnegligent Manslaughter	3	3	0
Sworn Female	25	Negligent Manslaughter	0	0	0
Civilian Male	13	Kidnapping/Abduction	59	38	0
Civilian Female	27	Forcible Rape	34	5	0
Total:	197	Forcible Sodomy	2	2	0
		Sexual Assault With An Object	0	1	0
		Forcible Fondling	33	3	0
		Incest	0	0	0
Incident Total	4,589	Statutory Rape	0	0	0
Offense Total	6,156	Aggravated Assault	278	70	3
Group A Crimes per 100,000 population	5,646.9	Simple Assault	1,317	451	10
		Intimidation	341	17	2
		Human Trafficking, Commercial Sex Acts	0	0	0
		Human Trafficking, Involuntary Servitude	0	0	0
		Crimes Against Property			
Total Arrests	4,303	Arson	4	1	1
Adult Arrests	4,087	Bribery	1	1	0
Juvenile Arrests	216	Burglary/Breaking & Entering	188	30	2
Unknown Age	0	Counterfeiting/Forgery	32	21	0
Arrests per 100,000 population	5,295.0	Destruction/Damage/Vandalism of Property	687	76	1
		Embezzlement	15	8	0
		Extortion/Blackmail	6	0	0
		False Pretenses/Swindle/Confidence Game	146	6	0
		Credit Card/Automatic Teller Fraud	91	1	0
		Impersonation	29	24	0
		Welfare Fraud	1	0	0
		Wire Fraud	1	0	0
		Identity Theft	38	0	0
		Hacking/Computer Invasion	3	0	0
		Robbery	51	15	15
		Pocket-picking	1	0	0
		Purse-snatching	0	0	0
		Shoplifting	238	132	2
		Theft From Building	0	0	0
		Theft From Coin Operated Machine or Device	6	0	0
		Theft From Motor Vehicle	223	0	0
		Theft of Motor Vehicle Parts/Accessories	119	0	0
		All Other Larceny	495	38	2
		Motor Vehicle Theft	129	12	2
		Stolen Property Offenses	7	27	1
		Crimes Against Society			
		Drug/Narcotic Violations	902	556	7
		Drug Equipment Violations	411	3	0
		Betting/Wagering	0	0	0
		Operating/Promoting/Assisting Gambling	0	0	0
		Gambling Equipment Violations	0	0	0
		Sports Tampering	0	0	0
		Pornography/Obscene Material	15	3	0
		Prostitution	1	0	0
		Assisting or Promoting Prostitution	0	0	0
		Purchasing Prostitution	1	0	0
		Weapon Law Violations	237	53	1
		Animal Cruelty	11	0	0
		Total Group A Offenses	6,156	1,597	49
Group B Arrests					
Offense	Adult	Juvenile			
Bad Checks	1	0			
Curfew/Loitering/Vagrancy Violations	0	0			
Disorderly Conduct	48	1			
Driving Under the Influence	200	1			
Drunkenness	356	0			
Family Offenses (Nonviolent)	7	7			
Liquor Law Violations	18	0			
Peeping Tom	0	0			
Trespass of Real Property	86	0			
All Other Offenses	1,774	158			
Total Group B	2,490	167			

(*) Offenses are counted using the FBI Units of Count for Crime

(**) The 'Arrests' column shows arrests made for incidents during the selected period, regardless of arrest date. Arrest counts for the same period may change over time.

Madison Co. Sheriff's Office - VA0560000 - NIBRS Agency Crime Overview - 2020

2020 Population Estimate		13,342	Offenses (*)	Arrests (**)	
			Reported	Adult	Juvenile
Law Enforcement Employees			Crimes Against Persons		
Sworn Male	20	Murder and Nonnegligent Manslaughter	1	1	0
Sworn Female	2	Negligent Manslaughter	0	0	0
Civilian Male	1	Kidnapping/Abduction	3	3	0
Civilian Female	11	Forcible Rape	5	1	0
Total:	34	Forcible Sodomy	0	0	0
		Sexual Assault With An Object	1	0	0
		Forcible Fondling	13	0	2
Offense Overview		Incest	0	0	0
Incident Total	310	Statutory Rape	0	0	0
Offense Total	335	Aggravated Assault	3	1	0
Group A Crimes per 100,000 population	2,323.5	Simple Assault	59	27	1
		Intimidation	31	5	0
		Human Trafficking, Commercial Sex Acts	0	0	0
		Human Trafficking, Involuntary Servitude	0	0	0
Arrest Overview		Crimes Against Property			
Total Arrests	211	Arson	1	0	0
Adult Arrests	204	Bribery	0	0	0
Juvenile Arrests	7	Burglary/Breaking & Entering	6	1	0
Unknown Age	0	Counterfeiting/Forgery	7	1	0
Arrests per 100,000 population	1,581.5	Destruction/Damage/Vandalism of Property	43	1	0
		Embezzlement	2	1	0
		Extortion/Blackmail	4	0	0
		False Pretenses/Swindle/Confidence Game	22	2	0
		Credit Card/Automatic Teller Fraud	4	0	0
		Impersonation	0	0	0
		Welfare Fraud	0	0	0
		Wire Fraud	6	0	0
		Identity Theft	10	0	0
		Hacking/Computer Invasion	0	0	0
		Robbery	0	2	0
		Pocket-picking	0	0	0
		Purse-snatching	0	0	0
		Shoplifting	5	1	0
		Theft From Building	9	2	0
		Theft From Coin Operated Machine or Device	0	0	0
		Theft From Motor Vehicle	3	0	0
		Theft of Motor Vehicle Parts/Accessories	5	0	0
		All Other Larceny	35	10	0
		Motor Vehicle Theft	3	0	0
		Stolen Property Offenses	2	1	0
		Crimes Against Society			
		Drug/Narcotic Violations	33	26	0
		Drug Equipment Violations	6	1	0
		Betting/Wagering	0	0	0
		Operating/Promoting/Assisting Gambling	0	0	0
		Gambling Equipment Violations	0	0	0
		Sports Tampering	0	0	0
		Pornography/Obscene Material	0	0	0
		Prostitution	0	0	0
		Assisting or Promoting Prostitution	0	0	0
		Purchasing Prostitution	0	0	0
		Weapon Law Violations	13	6	1
		Animal Cruelty	0	0	0
		Total Group A Offenses	335	93	4
		Group B Arrests			
		Offense	Adult	Juvenile	
		Bad Checks	0	0	
		Curfew/Loitering/Vagrancy Violations	0	0	
		Disorderly Conduct	0	0	
		Driving Under the Influence	11	0	
		Drunkenness	12	0	
		Family Offenses (Nonviolent)	0	0	
		Liquor Law Violations	8	1	
		Peeping Tom	0	0	
		Trespass of Real Property	7	0	
		All Other Offenses	73	2	
		Total Group B	111	3	

(*) Offenses are counted using the FBI Units of Count for Crime

(**) The 'Arrests' column shows arrests made for incidents during the selected period, regardless of arrest date. Arrest counts for the same period may change over time.

Manassas Park Police Dept - VA0750200 - NIBRS Agency Crime Overview - 2020

2020 Population Estimate		16,752	Offenses (*)	Arrests (**)	
			Reported	Adult	Juvenile
Law Enforcement Employees			Crimes Against Persons		
Sworn Male	21	Murder and Nonnegligent Manslaughter	0	0	0
Sworn Female	7	Negligent Manslaughter	0	0	0
Civilian Male	1	Kidnapping/Abduction	4	3	0
Civilian Female	7	Forcible Rape	7	0	0
Total:	36	Forcible Sodomy	0	0	0
		Sexual Assault With An Object	0	0	0
		Forcible Fondling	5	1	0
Offense Overview		Incest	0	0	0
Incident Total	521	Statutory Rape	1	0	0
Offense Total	633	Aggravated Assault	13	5	1
Group A Crimes per 100,000 population	3,110.1	Simple Assault	176	54	5
		Intimidation	6	1	0
		Human Trafficking, Commercial Sex Acts	0	0	0
		Human Trafficking, Involuntary Servitude	0	0	0
Arrest Overview		Crimes Against Property			
Total Arrests	395	Arson	1	0	0
Adult Arrests	380	Bribery	0	0	0
Juvenile Arrests	15	Burglary/Breaking & Entering	8	4	0
Unknown Age	0	Counterfeiting/Forgery	8	2	0
Arrests per 100,000 population	2,357.9	Destruction/Damage/Vandalism of Property	69	3	0
		Embezzlement	2	1	0
		Extortion/Blackmail	3	1	0
		False Pretenses/Swindle/Confidence Game	19	0	0
		Credit Card/Automatic Teller Fraud	12	2	0
		Impersonation	0	0	0
		Welfare Fraud	0	0	0
		Wire Fraud	3	0	0
		Identity Theft	21	0	0
		Hacking/Computer Invasion	0	0	0
		Robbery	6	3	3
		Pocket-picking	0	0	0
		Purse-snatching	0	0	0
		Shoplifting	11	2	0
		Theft From Building	1	0	0
		Theft From Coin Operated Machine or Device	0	0	0
		Theft From Motor Vehicle	33	3	0
		Theft of Motor Vehicle Parts/Accessories	7	0	0
		All Other Larceny	58	7	2
		Motor Vehicle Theft	20	8	0
		Stolen Property Offenses	6	3	0
		Crimes Against Society			
		Drug/Narcotic Violations	108	87	2
		Drug Equipment Violations	2	0	0
		Betting/Wagering	0	0	0
		Operating/Promoting/Assisting Gambling	0	0	0
		Gambling Equipment Violations	0	0	0
		Sports Tampering	0	0	0
		Pornography/Obscene Material	8	3	0
		Prostitution	0	0	0
		Assisting or Promoting Prostitution	0	0	0
		Purchasing Prostitution	0	0	0
		Weapon Law Violations	14	2	0
		Animal Cruelty	1	0	0
		Total Group A Offenses	633	195	13
		Group B Arrests			
		Offense	Adult	Juvenile	
		Bad Checks	0	0	
		Curfew/Loitering/Vagrancy Violations	0	0	
		Disorderly Conduct	5	0	
		Driving Under the Influence	41	0	
		Drunkenness	26	0	
		Family Offenses (Nonviolent)	13	0	
		Liquor Law Violations	1	0	
		Peeping Tom	0	0	
		Trespass of Real Property	3	0	
		All Other Offenses	96	2	
		Total Group B	185	2	

(*) Offenses are counted using the FBI Units of Count for Crime

(**) The 'Arrests' column shows arrests made for incidents during the selected period, regardless of arrest date. Arrest counts for the same period may change over time.

Manassas Police Department - VA0750100 - NIBRS Agency Crime Overview - 2020

2020 Population Estimate		41,956	Offenses (*)	Arrests (**)	
Law Enforcement Employees			Reported	Adult	Juvenile
Group A Offenses					
Crimes Against Persons					
Sworn Male	69	Murder and Nonnegligent Manslaughter	1	1	0
Sworn Female	23	Negligent Manslaughter	0	0	0
Civilian Male	6	Kidnapping/Abduction	17	17	0
Civilian Female	26	Forcible Rape	15	4	0
Total:	124	Forcible Sodomy	4	0	0
		Sexual Assault With An Object	0	0	0
		Forcible Fondling	17	3	0
		Incest	0	0	0
Incident Total	2,207	Statutory Rape	1	0	0
Offense Total	2,563	Aggravated Assault	80	38	1
Group A Crimes per 100,000 population	5,260.3	Simple Assault	615	156	4
		Intimidation	41	8	1
		Human Trafficking, Commercial Sex Acts	0	0	0
		Human Trafficking, Involuntary Servitude	0	0	0
		Crimes Against Property			
Total Arrests	1,236	Arson	3	0	0
Adult Arrests	1,211	Bribery	0	0	0
Juvenile Arrests	25	Burglary/Breaking & Entering	47	6	0
Unknown Age	0	Counterfeiting/Forgery	11	3	1
Arrests per 100,000 population	2,945.9	Destruction/Damage/Vandalism of Property	338	21	0
		Embezzlement	4	3	0
		Extortion/Blackmail	4	0	0
		False Pretenses/Swindle/Confidence Game	161	15	0
		Credit Card/Automatic Teller Fraud	35	1	0
		Impersonation	24	2	0
		Welfare Fraud	1	0	0
		Wire Fraud	35	0	0
		Identity Theft	21	0	0
		Hacking/Computer Invasion	1	0	0
		Robbery	30	8	3
		Pocket-picking	2	0	0
		Purse-snatching	0	0	0
		Shoplifting	99	21	0
		Theft From Building	90	0	0
		Theft From Coin Operated Machine or Device	0	0	0
		Theft From Motor Vehicle	164	0	0
		Theft of Motor Vehicle Parts/Accessories	67	0	0
		All Other Larceny	151	35	0
		Motor Vehicle Theft	55	3	1
		Stolen Property Offenses	5	7	0
		Crimes Against Society			
		Drug/Narcotic Violations	265	122	7
		Drug Equipment Violations	91	0	0
		Betting/Wagering	0	0	0
		Operating/Promoting/Assisting Gambling	0	0	0
		Gambling Equipment Violations	0	0	0
		Sports Tampering	0	0	0
		Pornography/Obscene Material	21	2	0
		Prostitution	2	0	0
		Assisting or Promoting Prostitution	0	0	0
		Purchasing Prostitution	0	0	0
		Weapon Law Violations	44	10	0
		Animal Cruelty	1	0	0
		Total Group A Offenses	2,563	486	18
Group B Arrests					
Offense	Adult	Juvenile			
Bad Checks	0	0			
Curfew/Loitering/Vagrancy Violations	0	0			
Disorderly Conduct	57	0			
Driving Under the Influence	98	0			
Drunkenness	393	0			
Family Offenses (Nonviolent)	0	0			
Liquor Law Violations	24	0			
Peeping Tom	0	0			
Trespass of Real Property	84	0			
All Other Offenses	69	7			
Total Group B	725	7			

(*) Offenses are counted using the FBI Units of Count for Crime

(**) The 'Arrests' column shows arrests made for incidents during the selected period, regardless of arrest date. Arrest counts for the same period may change over time.

Marion Police Department - VA0860100 - NIBRS Agency Crime Overview - 2020

2020 Population Estimate		4,848	Offenses (*)	Arrests (**)	
Law Enforcement Employees			Reported	Adult	Juvenile
Group A Offenses					
Crimes Against Persons					
Sworn Male	19	Murder and Nonnegligent Manslaughter	0	1	0
Sworn Female	2	Negligent Manslaughter	0	0	0
Civilian Male	0	Kidnapping/Abduction	2	3	0
Civilian Female	1	Forcible Rape	3	1	0
Total:	22	Forcible Sodomy	3	0	0
		Sexual Assault With An Object	0	0	0
		Forcible Fondling	3	1	0
		Incest	0	0	0
Incident Total	361	Statutory Rape	0	0	0
Offense Total	411	Aggravated Assault	20	11	0
Group A Crimes per 100,000 population	7,446.4	Simple Assault	57	32	0
		Intimidation	7	0	0
		Human Trafficking, Commercial Sex Acts	0	0	0
		Human Trafficking, Involuntary Servitude	0	0	0
Arrest Overview					
Crimes Against Property					
Total Arrests	248	Arson	0	0	0
Adult Arrests	247	Bribery	0	0	0
Juvenile Arrests	1	Burglary/Breaking & Entering	16	3	0
Unknown Age	0	Counterfeiting/Forgery	11	0	0
Arrests per 100,000 population	5,115.5	Destruction/Damage/Vandalism of Property	43	1	0
		Embezzlement	2	0	0
		Extortion/Blackmail	0	0	0
		False Pretenses/Swindle/Confidence Game	8	0	0
		Credit Card/Automatic Teller Fraud	13	3	0
		Impersonation	1	1	0
		Welfare Fraud	0	0	0
		Wire Fraud	1	0	0
		Identity Theft	2	0	0
		Hacking/Computer Invasion	0	0	0
		Robbery	0	2	0
		Pocket-picking	0	0	0
		Purse-snatching	0	0	0
		Shoplifting	61	45	0
		Theft From Building	23	3	0
		Theft From Coin Operated Machine or Device	0	0	0
		Theft From Motor Vehicle	10	1	0
		Theft of Motor Vehicle Parts/Accessories	6	0	0
		All Other Larceny	35	3	0
		Motor Vehicle Theft	10	3	0
		Stolen Property Offenses	3	3	0
Crimes Against Society					
		Drug/Narcotic Violations	59	40	0
		Drug Equipment Violations	0	0	0
		Betting/Wagering	0	0	0
		Operating/Promoting/Assisting Gambling	0	0	0
		Gambling Equipment Violations	0	0	0
		Sports Tampering	0	0	0
		Pornography/Obscene Material	1	0	0
		Prostitution	0	0	0
		Assisting or Promoting Prostitution	0	0	0
		Purchasing Prostitution	0	0	0
		Weapon Law Violations	11	3	0
		Animal Cruelty	0	0	0
		Total Group A Offenses	411	160	0
Group B Arrests					
Offense	Adult	Juvenile			
Bad Checks	0	0			
Curfew/Loitering/Vagrancy Violations	0	0			
Disorderly Conduct	2	0			
Driving Under the Influence	18	0			
Drunkenness	18	0			
Family Offenses (Nonviolent)	5	0			
Liquor Law Violations	1	0			
Peeping Tom	0	0			
Trespass of Real Property	15	0			
All Other Offenses	28	1			
Total Group B	87	1			

(*) Offenses are counted using the FBI Units of Count for Crime

(**) The 'Arrests' column shows arrests made for incidents during the selected period, regardless of arrest date. Arrest counts for the same period may change over time.

Martinsville Police Department - VA1150000 - NIBRS Agency Crime Overview - 2020

2020 Population Estimate		12,892	Offenses (*)	Arrests (**)	
Law Enforcement Employees			Reported	Adult	Juvenile
Group A Offenses					
Crimes Against Persons					
Sworn Male	42	Murder and Nonnegligent Manslaughter	1	1	0
Sworn Female	3	Negligent Manslaughter	0	0	0
Civilian Male	0	Kidnapping/Abduction	2	0	0
Civilian Female	5	Forcible Rape	6	2	0
Total:	50	Forcible Sodomy	0	0	0
		Sexual Assault With An Object	1	0	0
		Forcible Fondling	4	1	0
		Incest	0	0	0
Incident Total	941	Statutory Rape	1	0	0
Offense Total	1,064	Aggravated Assault	36	14	0
Group A Crimes per 100,000 population	7,299.1	Simple Assault	167	110	0
		Intimidation	6	4	0
		Human Trafficking, Commercial Sex Acts	0	0	0
		Human Trafficking, Involuntary Servitude	0	0	0
Arrest Overview					
Crimes Against Property					
Total Arrests	847	Arson	0	0	0
Adult Arrests	837	Bribery	0	0	0
Juvenile Arrests	8	Burglary/Breaking & Entering	56	7	0
Unknown Age	2	Counterfeiting/Forgery	15	1	0
Arrests per 100,000 population	6,570.0	Destruction/Damage/Vandalism of Property	99	15	0
		Embezzlement	4	3	0
		Extortion/Blackmail	2	0	0
		False Pretenses/Swindle/Confidence Game	20	6	0
		Credit Card/Automatic Teller Fraud	14	0	0
		Impersonation	7	5	0
		Welfare Fraud	0	0	0
		Wire Fraud	3	0	0
		Identity Theft	7	0	0
		Hacking/Computer Invasion	0	0	0
		Robbery	7	2	0
		Pocket-picking	0	0	0
		Purse-snatching	0	0	0
		Shoplifting	96	53	0
		Theft From Building	11	0	0
		Theft From Coin Operated Machine or Device	0	0	0
		Theft From Motor Vehicle	26	0	0
		Theft of Motor Vehicle Parts/Accessories	30	0	0
		All Other Larceny	94	16	1
		Motor Vehicle Theft	28	6	0
		Stolen Property Offenses	0	0	0
Group B Arrests					
Offense	Adult	Juvenile			
Bad Checks	0	0			
Curfew/Loitering/Vagrancy Violations	3	0			
Disorderly Conduct	12	0			
Driving Under the Influence	37	0			
Drunkenness	82	0			
Family Offenses (Nonviolent)	4	0			
Liquor Law Violations	39	0			
Peeping Tom	1	0			
Trespass of Real Property	19	0			
All Other Offenses	240	5			
Total Group B	437	5			
Crimes Against Society					
		Drug/Narcotic Violations	239	128	2
		Drug Equipment Violations	26	6	0
		Betting/Wagering	0	0	0
		Operating/Promoting/Assisting Gambling	0	0	0
		Gambling Equipment Violations	0	0	0
		Sports Tampering	0	0	0
		Pornography/Obscene Material	0	0	0
		Prostitution	0	0	0
		Assisting or Promoting Prostitution	0	0	0
		Purchasing Prostitution	0	0	0
		Weapon Law Violations	54	19	0
		Animal Cruelty	2	1	0
		Total Group A Offenses	1,064	400	3

(*) Offenses are counted using the FBI Units of Count for Crime

(**) The 'Arrests' column shows arrests made for incidents during the selected period, regardless of arrest date. Arrest counts for the same period may change over time.

Mathews County Sheriff's Office - VA0570000 - NIBRS Agency Crime Overview - 2020

2020 Population Estimate		8,707	Offenses (*)	Arrests (**)	
Law Enforcement Employees			Reported	Adult	Juvenile
Group A Offenses					
Crimes Against Persons					
Sworn Male	9	Murder and Nonnegligent Manslaughter	0	1	0
Sworn Female	2	Negligent Manslaughter	0	0	0
Civilian Male	1	Kidnapping/Abduction	4	4	0
Civilian Female	7	Forcible Rape	0	0	0
Total:	19	Forcible Sodomy	0	0	0
		Sexual Assault With An Object	1	0	0
		Forcible Fondling	0	0	0
		Incest	0	0	0
Incident Total	170	Statutory Rape	0	0	0
Offense Total	186	Aggravated Assault	4	2	0
Group A Crimes per 100,000 population	1,952.5	Simple Assault	35	14	0
		Intimidation	0	0	0
		Human Trafficking, Commercial Sex Acts	0	0	0
		Human Trafficking, Involuntary Servitude	0	0	0
Arrest Overview					
Crimes Against Property					
Total Arrests	79	Arson	0	0	0
Adult Arrests	74	Bribery	0	0	0
Juvenile Arrests	5	Burglary/Breaking & Entering	8	2	0
Unknown Age	0	Counterfeiting/Forgery	2	0	0
Arrests per 100,000 population	907.3	Destruction/Damage/Vandalism of Property	37	4	0
		Embezzlement	0	0	0
		Extortion/Blackmail	0	1	0
		False Pretenses/Swindle/Confidence Game	1	0	0
		Credit Card/Automatic Teller Fraud	5	0	0
		Impersonation	0	0	0
		Welfare Fraud	0	0	0
		Wire Fraud	0	0	0
		Identity Theft	1	0	0
		Hacking/Computer Invasion	0	0	0
		Robbery	1	1	0
		Pocket-picking	0	0	0
		Purse-snatching	0	0	0
		Shoplifting	5	4	0
		Theft From Building	8	0	0
		Theft From Coin Operated Machine or Device	0	0	0
		Theft From Motor Vehicle	7	0	0
		Theft of Motor Vehicle Parts/Accessories	2	0	0
		All Other Larceny	37	3	0
		Motor Vehicle Theft	2	1	0
		Stolen Property Offenses	0	0	0
Group B Arrests					
Offense	Adult	Juvenile			
Bad Checks	0	0			
Curfew/Loitering/Vagrancy Violations	0	0			
Disorderly Conduct	0	0			
Driving Under the Influence	4	0			
Drunkenness	3	0			
Family Offenses (Nonviolent)	1	0			
Liquor Law Violations	1	0			
Peeping Tom	0	0			
Trespass of Real Property	4	0			
All Other Offenses	12	4			
Total Group B	25	4			
Crimes Against Society					
		Drug/Narcotic Violations	23	11	1
		Drug Equipment Violations	0	0	0
		Betting/Wagering	0	0	0
		Operating/Promoting/Assisting Gambling	0	0	0
		Gambling Equipment Violations	0	0	0
		Sports Tampering	0	0	0
		Pornography/Obscene Material	0	0	0
		Prostitution	0	0	0
		Assisting or Promoting Prostitution	0	0	0
		Purchasing Prostitution	0	0	0
		Weapon Law Violations	3	1	0
		Animal Cruelty	0	0	0
		Total Group A Offenses	186	49	1

(*) Offenses are counted using the FBI Units of Count for Crime

(**) The 'Arrests' column shows arrests made for incidents during the selected period, regardless of arrest date. Arrest counts for the same period may change over time.

Mecklenburg Sheriff's Office - VA0580000 - NIBRS Agency Crime Overview - 2020

2020 Population Estimate		22,726	Offenses (*)		Arrests (**)	
			Reported	Adult	Juvenile	
Law Enforcement Employees			Crimes Against Persons			
Sworn Male	45	Murder and Nonnegligent Manslaughter	4	0	0	0
Sworn Female	3	Negligent Manslaughter	0	0	0	0
Civilian Male	3	Kidnapping/Abduction	4	4	0	0
Civilian Female	3	Forcible Rape	3	0	0	0
Total:	54	Forcible Sodomy	0	0	0	0
		Sexual Assault With An Object	0	0	0	0
		Forcible Fondling	6	0	0	0
Offense Overview		Incest	0	0	0	0
Incident Total	314	Statutory Rape	0	0	0	0
Offense Total	353	Aggravated Assault	23	8	0	0
Group A Crimes per 100,000 population	1,381.7	Simple Assault	37	21	1	1
		Intimidation	2	0	0	0
		Human Trafficking, Commercial Sex Acts	0	0	0	0
		Human Trafficking, Involuntary Servitude	0	0	0	0
Arrest Overview		Crimes Against Property				
Total Arrests	272	Arson	2	0	0	0
Adult Arrests	271	Bribery	0	0	0	0
Juvenile Arrests	1	Burglary/Breaking & Entering	34	1	0	0
Unknown Age	0	Counterfeiting/Forgery	6	1	0	0
Arrests per 100,000 population	1,196.9	Destruction/Damage/Vandalism of Property	39	3	0	0
		Embezzlement	2	4	0	0
		Extortion/Blackmail	0	0	0	0
		False Pretenses/Swindle/Confidence Game	26	1	0	0
		Credit Card/Automatic Teller Fraud	8	0	0	0
		Impersonation	4	0	0	0
		Welfare Fraud	0	0	0	0
		Wire Fraud	0	0	0	0
		Identity Theft	0	0	0	0
		Hacking/Computer Invasion	0	0	0	0
		Robbery	1	5	0	0
		Pocket-picking	7	0	0	0
		Purse-snatching	0	0	0	0
		Shoplifting	2	0	0	0
		Theft From Building	0	0	0	0
		Theft From Coin Operated Machine or Device	0	0	0	0
		Theft From Motor Vehicle	1	0	0	0
		Theft of Motor Vehicle Parts/Accessories	0	0	0	0
		All Other Larceny	90	5	0	0
		Motor Vehicle Theft	13	0	0	0
		Stolen Property Offenses	0	0	0	0
		Crimes Against Society				
		Drug/Narcotic Violations	29	15	0	0
		Drug Equipment Violations	1	0	0	0
		Betting/Wagering	0	0	0	0
		Operating/Promoting/Assisting Gambling	0	0	0	0
		Gambling Equipment Violations	0	0	0	0
		Sports Tampering	0	0	0	0
		Pornography/Obscene Material	0	0	0	0
		Prostitution	0	0	0	0
		Assisting or Promoting Prostitution	0	0	0	0
		Purchasing Prostitution	0	0	0	0
		Weapon Law Violations	9	5	0	0
		Animal Cruelty	0	0	0	0
		Total Group A Offenses	353	73	1	1

(*) Offenses are counted using the FBI Units of Count for Crime

(**) The 'Arrests' column shows arrests made for incidents during the selected period, regardless of arrest date. Arrest counts for the same period may change over time.

Middleburg Police Department - VA0530200 - NIBRS Agency Crime Overview - 2020

2020 Population Estimate		834	Offenses (*)	Arrests (**)	
Law Enforcement Employees			Reported	Adult	Juvenile
Sworn Male		6			
Sworn Female		0			
Civilian Male		0			
Civilian Female		1			
Total:		7			
Offense Overview					
Incident Total		15			
Offense Total		16			
Group A Crimes per 100,000 population		1,798.6			
Arrest Overview					
Total Arrests		8			
Adult Arrests		8			
Juvenile Arrests		0			
Unknown Age		0			
Arrests per 100,000 population		959.2			
Group B Arrests					
Offense	Adult	Juvenile			
Bad Checks	0	0			
Curfew/Loitering/Vagrancy Violations	0	0			
Disorderly Conduct	1	0			
Driving Under the Influence	3	0			
Drunkenness	0	0			
Family Offenses (Nonviolent)	0	0			
Liquor Law Violations	0	0			
Peeping Tom	0	0			
Trespass of Real Property	0	0			
All Other Offenses	1	0			
Total Group B	5	0			
Group A Offenses					
Crimes Against Persons					
Murder and Nonnegligent Manslaughter			0	0	0
Negligent Manslaughter			0	0	0
Kidnapping/Abduction			0	0	0
Forcible Rape			0	0	0
Forcible Sodomy			0	0	0
Sexual Assault With An Object			0	0	0
Forcible Fondling			0	0	0
Incest			0	0	0
Statutory Rape			0	0	0
Aggravated Assault			0	0	0
Simple Assault			1	1	0
Intimidation			0	0	0
Human Trafficking, Commercial Sex Acts			0	0	0
Human Trafficking, Involuntary Servitude			0	0	0
Crimes Against Property					
Arson			0	0	0
Bribery			0	0	0
Burglary/Breaking & Entering			0	0	0
Counterfeiting/Forgery			1	0	0
Destruction/Damage/Vandalism of Property			4	0	0
Embezzlement			1	0	0
Extortion/Blackmail			0	0	0
False Pretenses/Swindle/Confidence Game			0	0	0
Credit Card/Automatic Teller Fraud			0	0	0
Impersonation			0	0	0
Welfare Fraud			0	0	0
Wire Fraud			0	0	0
Identity Theft			0	0	0
Hacking/Computer Invasion			0	0	0
Robbery			0	0	0
Pocket-picking			0	0	0
Purse-snatching			0	0	0
Shoplifting			2	0	0
Theft From Building			2	0	0
Theft From Coin Operated Machine or Device			0	0	0
Theft From Motor Vehicle			0	0	0
Theft of Motor Vehicle Parts/Accessories			0	0	0
All Other Larceny			2	0	0
Motor Vehicle Theft			0	0	0
Stolen Property Offenses			0	0	0
Crimes Against Society					
Drug/Narcotic Violations			1	1	0
Drug Equipment Violations			1	0	0
Betting/Wagering			0	0	0
Operating/Promoting/Assisting Gambling			0	0	0
Gambling Equipment Violations			0	0	0
Sports Tampering			0	0	0
Pornography/Obscene Material			0	0	0
Prostitution			0	0	0
Assisting or Promoting Prostitution			0	0	0
Purchasing Prostitution			0	0	0
Weapon Law Violations			1	1	0
Animal Cruelty			0	0	0
Total Group A Offenses			16	3	0

(*) Offenses are counted using the FBI Units of Count for Crime

(**) The 'Arrests' column shows arrests made for incidents during the selected period, regardless of arrest date. Arrest counts for the same period may change over time.

Middlesex County Sheriff's Office - VA0590000 - NIBRS Agency Crime Overview - 2020

2020 Population Estimate		10,754	Offenses (*)		Arrests (**)	
			Group A Offenses	Reported	Adult	Juvenile
Law Enforcement Employees			Crimes Against Persons			
Sworn Male	17		Murder and Nonnegligent Manslaughter	0	1	0
Sworn Female	1		Negligent Manslaughter	0	0	0
Civilian Male	0		Kidnapping/Abduction	1	1	0
Civilian Female	8		Forcible Rape	5	1	0
			Forcible Sodomy	2	0	0
Total:	26		Sexual Assault With An Object	0	0	0
			Forcible Fondling	7	0	0
Offense Overview			Incest	0	0	0
Incident Total	221		Statutory Rape	0	0	0
Offense Total	249		Aggravated Assault	12	7	0
Group A Crimes per 100,000 population	2,055.0		Simple Assault	24	11	0
			Intimidation	1	1	0
			Human Trafficking, Commercial Sex Acts	0	0	0
			Human Trafficking, Involuntary Servitude	0	0	0
Arrest Overview			Crimes Against Property			
Total Arrests	97		Arson	1	0	0
Adult Arrests	95		Bribery	0	0	0
Juvenile Arrests	2		Burglary/Breaking & Entering	14	4	0
Unknown Age	0		Counterfeiting/Forgery	2	0	0
Arrests per 100,000 population	902.0		Destruction/Damage/Vandalism of Property	38	5	0
			Embezzlement	1	0	0
			Extortion/Blackmail	0	0	0
			False Pretenses/Swindle/Confidence Game	5	0	0
			Credit Card/Automatic Teller Fraud	7	2	0
			Impersonation	0	0	0
Group B Arrests			Welfare Fraud	0	0	0
			Wire Fraud	1	0	0
Offense	Adult	Juvenile	Identity Theft	1	0	0
Bad Checks	0	0	Hacking/Computer Invasion	2	0	0
Curfew/Loitering/Vagrancy Violations	0	0	Robbery	0	0	0
Disorderly Conduct	1	0	Pocket-picking	0	0	0
Driving Under the Influence	23	0	Purse-snatching	0	0	0
Drunkenness	5	0	Shoplifting	3	2	0
Family Offenses (Nonviolent)	3	0	Theft From Building	9	0	0
Liquor Law Violations	0	0	Theft From Coin Operated Machine or Device	0	0	0
Loitering Tom	0	0	Theft From Motor Vehicle	16	0	1
Respass of Real Property	3	0	Theft of Motor Vehicle Parts/Accessories	7	0	0
All Other Offenses	14	1	All Other Larceny	40	6	0
			Motor Vehicle Theft	6	2	0
Total Group B	49	1	Stolen Property Offenses	3	0	0
			Crimes Against Society			
			Drug/Narcotic Violations	34	2	0
			Drug Equipment Violations	2	0	0
			Betting/Wagering	0	0	0
			Operating/Promoting/Assisting Gambling	0	0	0
			Gambling Equipment Violations	0	0	0
			Sports Tampering	0	0	0
			Pornography/Obscene Material	1	0	0
			Prostitution	0	0	0
			Assisting or Promoting Prostitution	0	0	0
			Purchasing Prostitution	0	0	0
			Weapon Law Violations	2	1	0
			Animal Cruelty	2	0	0
			Total Group A Offenses	249	46	1

(*) Offenses are counted using the FBI Units of Count for Crime

(**) The 'Arrests' column shows arrests made for incidents during the selected period, regardless of arrest date. Arrest counts for the same period may change over time.

Middletown Police Department - VA0340100 - NIBRS Agency Crime Overview - 2020

2020 Population Estimate		1,396	Offenses (*)	Arrests (**)	
Law Enforcement Employees			Reported	Adult	Juvenile
Group A Offenses					
Crimes Against Persons					
Sworn Male	4	Murder and Nonnegligent Manslaughter	0	0	0
Sworn Female	0	Negligent Manslaughter	0	0	0
Civilian Male	1	Kidnapping/Abduction	1	0	0
Civilian Female	0	Forcible Rape	1	0	0
Total:	5	Forcible Sodomy	0	0	0
		Sexual Assault With An Object	0	0	0
		Forcible Fondling	0	0	0
		Incest	0	0	0
Incident Total	21	Statutory Rape	0	0	0
Offense Total	22	Aggravated Assault	0	0	0
Group A Crimes per 100,000 population	1,504.3	Simple Assault	4	0	0
		Intimidation	0	0	0
		Human Trafficking, Commercial Sex Acts	0	0	0
		Human Trafficking, Involuntary Servitude	0	0	0
Arrest Overview					
Crimes Against Property					
Total Arrests	8	Arson	0	0	0
Adult Arrests	8	Bribery	0	0	0
Juvenile Arrests	0	Burglary/Breaking & Entering	1	0	0
Unknown Age	0	Counterfeiting/Forgery	1	0	0
Arrests per 100,000 population	573.1	Destruction/Damage/Vandalism of Property	2	0	0
		Embezzlement	1	0	0
		Extortion/Blackmail	0	0	0
		False Pretenses/Swindle/Confidence Game	2	1	0
		Credit Card/Automatic Teller Fraud	0	0	0
		Impersonation	0	0	0
		Welfare Fraud	0	0	0
		Wire Fraud	0	0	0
		Identity Theft	0	0	0
		Hacking/Computer Invasion	0	0	0
		Robbery	0	0	0
		Pocket-picking	0	0	0
		Purse-snatching	0	0	0
		Shoplifting	1	0	0
		Theft From Building	0	0	0
		Theft From Coin Operated Machine or Device	0	0	0
		Theft From Motor Vehicle	0	0	0
		Theft of Motor Vehicle Parts/Accessories	0	0	0
		All Other Larceny	4	0	0
		Motor Vehicle Theft	0	0	0
		Stolen Property Offenses	0	0	0
Group B Arrests					
Offense	Adult	Juvenile			
Bad Checks	0	0			
Curfew/Loitering/Vagrancy Violations	0	0			
Disorderly Conduct	0	0			
Driving Under the Influence	4	0			
Drunkenness	1	0			
Family Offenses (Nonviolent)	0	0			
Liquor Law Violations	0	0			
Peeping Tom	0	0			
Trespass of Real Property	0	0			
All Other Offenses	2	0			
Total Group B	7	0			
Crimes Against Society					
		Drug/Narcotic Violations	3	0	0
		Drug Equipment Violations	1	0	0
		Betting/Wagering	0	0	0
		Operating/Promoting/Assisting Gambling	0	0	0
		Gambling Equipment Violations	0	0	0
		Sports Tampering	0	0	0
		Pornography/Obscene Material	0	0	0
		Prostitution	0	0	0
		Assisting or Promoting Prostitution	0	0	0
		Purchasing Prostitution	0	0	0
		Weapon Law Violations	0	0	0
		Animal Cruelty	0	0	0
		Total Group A Offenses	22	1	0

(*) Offenses are counted using the FBI Units of Count for Crime

(**) The 'Arrests' column shows arrests made for incidents during the selected period, regardless of arrest date. Arrest counts for the same period may change over time.

Montgomery County Sheriff's Office - VA0600000 - NIBRS Agency Crime Overview - 2020

2020 Population Estimate		33,607	Offenses (*)	Arrests (**)	
Law Enforcement Employees			Reported	Adult	Juvenile
Group A Offenses					
Crimes Against Persons					
Sworn Male	100	Murder and Nonnegligent Manslaughter	1	2	0
Sworn Female	18	Negligent Manslaughter	0	0	0
Civilian Male	1	Kidnapping/Abduction	9	11	0
Civilian Female	5	Forcible Rape	8	0	0
Total:	124	Forcible Sodomy	5	0	0
		Sexual Assault With An Object	2	0	0
		Forcible Fondling	21	3	0
		Incest	1	0	0
Incident Total	1,455	Statutory Rape	0	0	0
Offense Total	1,943	Aggravated Assault	62	35	0
Group A Crimes per 100,000 population	4,329.5	Simple Assault	280	124	3
		Intimidation	54	6	0
		Human Trafficking, Commercial Sex Acts	0	0	0
		Human Trafficking, Involuntary Servitude	0	0	0
Arrest Overview					
Crimes Against Property					
Total Arrests	855	Arson	9	3	0
Adult Arrests	845	Bribery	0	0	0
Juvenile Arrests	10	Burglary/Breaking & Entering	52	10	1
Unknown Age	0	Counterfeiting/Forgery	86	45	0
Arrests per 100,000 population	2,544.1	Destruction/Damage/Vandalism of Property	151	16	0
		Embezzlement	3	1	0
		Extortion/Blackmail	4	0	0
		False Pretenses/Swindle/Confidence Game	54	7	0
		Credit Card/Automatic Teller Fraud	23	0	0
		Impersonation	24	16	0
		Welfare Fraud	0	0	0
		Wire Fraud	16	0	0
		Identity Theft	16	1	0
		Hacking/Computer Invasion	4	0	0
		Robbery	1	1	0
		Pocket-picking	0	1	0
		Purse-snatching	0	0	0
		Shoplifting	12	7	0
		Theft From Building	6	0	0
		Theft From Coin Operated Machine or Device	0	0	0
		Theft From Motor Vehicle	31	0	0
		Theft of Motor Vehicle Parts/Accessories	2	0	0
		All Other Larceny	140	23	1
		Motor Vehicle Theft	42	10	0
		Stolen Property Offenses	0	1	0
Group B Arrests					
Offense	Adult	Juvenile			
Bad Checks	0	0			
Curfew/Loitering/Vagrancy Violations	0	0			
Disorderly Conduct	0	0			
Driving Under the Influence	101	0			
Drunkenness	63	0			
Family Offenses (Nonviolent)	0	0			
Liquor Law Violations	0	0			
Peeping Tom	0	0			
Trespass of Real Property	3	1			
All Other Offenses	132	0			
Total Group B	299	1			
Crimes Against Society					
		Drug/Narcotic Violations	524	198	4
		Drug Equipment Violations	226	7	0
		Betting/Wagering	0	0	0
		Operating/Promoting/Assisting Gambling	0	0	0
		Gambling Equipment Violations	0	0	0
		Sports Tampering	0	0	0
		Pornography/Obscene Material	8	1	0
		Prostitution	0	0	0
		Assisting or Promoting Prostitution	0	0	0
		Purchasing Prostitution	0	0	0
		Weapon Law Violations	63	17	0
		Animal Cruelty	3	0	0
		Total Group A Offenses	1,943	546	9

(*) Offenses are counted using the FBI Units of Count for Crime

(**) The 'Arrests' column shows arrests made for incidents during the selected period, regardless of arrest date. Arrest counts for the same period may change over time.

Mount Jackson Police Department - VA0850200 - NIBRS Agency Crime Overview - 2020

2020 Population Estimate		2,118	Offenses (*)	Arrests (**)	
Law Enforcement Employees			Reported	Adult	Juvenile
Group A Offenses					
Crimes Against Persons					
Sworn Male	4	Murder and Nonnegligent Manslaughter	0	0	0
Sworn Female	2	Negligent Manslaughter	0	0	0
Civilian Male	0	Kidnapping/Abduction	0	0	0
Civilian Female	0	Forcible Rape	0	0	0
Total:	6	Forcible Sodomy	1	0	0
		Sexual Assault With An Object	1	0	0
		Forcible Fondling	0	0	0
		Incest	0	0	0
Incident Total	57	Statutory Rape	0	0	0
Offense Total	62	Aggravated Assault	0	0	0
Group A Crimes per 100,000 population	2,691.2	Simple Assault	4	0	0
		Intimidation	0	0	0
		Human Trafficking, Commercial Sex Acts	0	0	0
		Human Trafficking, Involuntary Servitude	0	0	0
Arrest Overview					
Crimes Against Property					
Total Arrests	15	Arson	0	0	0
Adult Arrests	15	Bribery	0	0	0
Juvenile Arrests	0	Burglary/Breaking & Entering	6	1	0
Unknown Age	0	Counterfeiting/Forgery	2	0	0
Arrests per 100,000 population	708.2	Destruction/Damage/Vandalism of Property	13	2	0
		Embezzlement	0	0	0
		Extortion/Blackmail	0	0	0
		False Pretenses/Swindle/Confidence Game	0	0	0
		Credit Card/Automatic Teller Fraud	2	0	0
		Impersonation	0	0	0
		Welfare Fraud	0	0	0
		Wire Fraud	0	0	0
		Identity Theft	0	0	0
		Hacking/Computer Invasion	0	0	0
		Robbery	0	0	0
		Pocket-picking	0	0	0
		Purse-snatching	0	0	0
		Shoplifting	1	1	0
		Theft From Building	21	2	0
		Theft From Coin Operated Machine or Device	1	1	0
		Theft From Motor Vehicle	0	0	0
		Theft of Motor Vehicle Parts/Accessories	0	0	0
		All Other Larceny	3	0	0
		Motor Vehicle Theft	0	0	0
		Stolen Property Offenses	0	0	0
Group B Arrests					
Offense	Adult	Juvenile			
Bad Checks	0	0			
Curfew/Loitering/Vagrancy Violations	0	0			
Disorderly Conduct	0	0			
Driving Under the Influence	1	0			
Drunkenness	2	0			
Family Offenses (Nonviolent)	0	0			
Liquor Law Violations	0	0			
Peeping Tom	0	0			
Trespass of Real Property	2	0			
All Other Offenses	1	0			
Total Group B	6	0			
Crimes Against Society					
		Drug/Narcotic Violations	6	2	0
		Drug Equipment Violations	0	0	0
		Betting/Wagering	0	0	0
		Operating/Promoting/Assisting Gambling	0	0	0
		Gambling Equipment Violations	0	0	0
		Sports Tampering	0	0	0
		Pornography/Obscene Material	0	0	0
		Prostitution	0	0	0
		Assisting or Promoting Prostitution	0	0	0
		Purchasing Prostitution	0	0	0
		Weapon Law Violations	1	0	0
		Animal Cruelty	0	0	0
		Total Group A Offenses	62	9	0

(*) Offenses are counted using the FBI Units of Count for Crime

(**) The 'Arrests' column shows arrests made for incidents during the selected period, regardless of arrest date. Arrest counts for the same period may change over time.

Narrows Police Department - VA0350500 - NIBRS Agency Crime Overview - 2020

2020 Population Estimate		1,952	Offenses (*)	Arrests (**)	
Law Enforcement Employees			Reported	Adult	Juvenile
Sworn Male		6			
Sworn Female		0			
Civilian Male		0			
Civilian Female		0			
Total:		6			
Offense Overview					
Incident Total		27			
Offense Total		30			
Group A Crimes per 100,000 population		1,383.2			
Arrest Overview					
Total Arrests		4			
Adult Arrests		4			
Juvenile Arrests		0			
Unknown Age		0			
Arrests per 100,000 population		204.9			
Group B Arrests					
Offense	Adult	Juvenile			
Bad Checks	0	0			
Curfew/Loitering/Vagrancy Violations	0	0			
Disorderly Conduct	0	0			
Driving Under the Influence	2	0			
Drunkenness	0	0			
Family Offenses (Nonviolent)	0	0			
Liquor Law Violations	0	0			
Peeping Tom	0	0			
Trespass of Real Property	0	0			
All Other Offenses	0	0			
Total Group B	2	0			
Group A Offenses					
Crimes Against Persons					
Murder and Nonnegligent Manslaughter			0	0	0
Negligent Manslaughter			0	0	0
Kidnapping/Abduction			0	0	0
Forcible Rape			0	0	0
Forcible Sodomy			0	0	0
Sexual Assault With An Object			0	0	0
Forcible Fondling			0	0	0
Incest			0	0	0
Statutory Rape			0	0	0
Aggravated Assault			1	0	0
Simple Assault			6	1	0
Intimidation			0	0	0
Human Trafficking, Commercial Sex Acts			0	0	0
Human Trafficking, Involuntary Servitude			0	0	0
Crimes Against Property					
Arson			0	0	0
Bribery			0	0	0
Burglary/Breaking & Entering			2	0	0
Counterfeiting/Forgery			0	0	0
Destruction/Damage/Vandalism of Property			9	0	0
Embezzlement			0	0	0
Extortion/Blackmail			0	0	0
False Pretenses/Swindle/Confidence Game			0	0	0
Credit Card/Automatic Teller Fraud			1	0	0
Impersonation			0	0	0
Welfare Fraud			0	0	0
Wire Fraud			0	0	0
Identity Theft			0	0	0
Hacking/Computer Invasion			0	0	0
Robbery			0	0	0
Pocket-picking			0	0	0
Purse-snatching			0	0	0
Shoplifting			1	0	0
Theft From Building			0	0	0
Theft From Coin Operated Machine or Device			0	0	0
Theft From Motor Vehicle			1	0	0
Theft of Motor Vehicle Parts/Accessories			1	0	0
All Other Larceny			4	0	0
Motor Vehicle Theft			3	1	0
Stolen Property Offenses			0	0	0
Crimes Against Society					
Drug/Narcotic Violations			1	0	0
Drug Equipment Violations			0	0	0
Betting/Wagering			0	0	0
Operating/Promoting/Assisting Gambling			0	0	0
Gambling Equipment Violations			0	0	0
Sports Tampering			0	0	0
Pornography/Obscene Material			0	0	0
Prostitution			0	0	0
Assisting or Promoting Prostitution			0	0	0
Purchasing Prostitution			0	0	0
Weapon Law Violations			0	0	0
Animal Cruelty			0	0	0
Total Group A Offenses			30	2	0

(*) Offenses are counted using the FBI Units of Count for Crime

(**) The 'Arrests' column shows arrests made for incidents during the selected period, regardless of arrest date. Arrest counts for the same period may change over time.

Nelson County Sheriff's Office - VA0620000 - NIBRS Agency Crime Overview - 2020

2020 Population Estimate			14,904	Offenses (*)	Arrests (**)	
				Reported	Adult	Juvenile
Law Enforcement Employees				Crimes Against Persons		
Sworn Male	19		Murder and Nonnegligent Manslaughter	0	0	0
Sworn Female	2		Negligent Manslaughter	0	0	0
Civilian Male	1		Kidnapping/Abduction	10	2	0
Civilian Female	3		Forcible Rape	3	1	0
Total:	25		Forcible Sodomy	5	1	0
			Sexual Assault With An Object	6	1	0
			Forcible Fondling	7	0	0
Offense Overview			Incest	0	0	0
Incident Total	562		Statutory Rape	0	0	0
Offense Total	701		Aggravated Assault	23	5	0
Group A Crimes per 100,000 population	3,770.8		Simple Assault	151	48	1
			Intimidation	15	6	0
			Human Trafficking, Commercial Sex Acts	0	0	0
			Human Trafficking, Involuntary Servitude	0	0	0
Arrest Overview			Crimes Against Property			
Total Arrests	274		Arson	0	0	0
Adult Arrests	269		Bribery	0	0	0
Juvenile Arrests	5		Burglary/Breaking & Entering	41	1	0
Unknown Age	0		Counterfeiting/Forgery	7	0	0
Arrests per 100,000 population	1,838.4		Destruction/Damage/Vandalism of Property	109	4	0
			Embezzlement	3	1	0
			Extortion/Blackmail	1	0	0
			False Pretenses/Swindle/Confidence Game	31	2	0
			Credit Card/Automatic Teller Fraud	14	2	0
			Impersonation	3	2	0
Group B Arrests			Welfare Fraud	0	0	0
Offense	Adult	Juvenile	Wire Fraud	5	0	0
Bad Checks	1	0	Identity Theft	3	0	0
Curfew/Loitering/Vagrancy Violations	0	0	Hacking/Computer Invasion	0	0	0
Disorderly Conduct	1	0	Robbery	0	0	0
Driving Under the Influence	28	0	Pocket-picking	1	1	0
Drunkenness	8	0	Purse-snatching	0	0	0
Family Offenses (Nonviolent)	9	0	Shoplifting	5	2	0
Liquor Law Violations	1	0	Theft From Building	39	0	1
Keeping Tom	0	0	Theft From Coin Operated Machine or Device	1	0	0
Trespass of Real Property	12	2	Theft From Motor Vehicle	17	0	0
All Other Offenses	104	1	Theft of Motor Vehicle Parts/Accessories	25	0	0
Total Group B	164	3	All Other Larceny	66	0	0
			Motor Vehicle Theft	24	4	0
			Stolen Property Offenses	3	0	0
			Crimes Against Society			
			Drug/Narcotic Violations	44	9	0
			Drug Equipment Violations	5	0	0
			Betting/Wagering	0	0	0
			Operating/Promoting/Assisting Gambling	0	0	0
			Gambling Equipment Violations	0	0	0
			Sports Tampering	0	0	0
			Pornography/Obscene Material	4	0	0
			Prostitution	0	0	0
			Assisting or Promoting Prostitution	0	0	0
			Purchasing Prostitution	0	0	0
			Weapon Law Violations	27	12	0
			Animal Cruelty	3	1	0
			Total Group A Offenses	701	105	2

(*) Offenses are counted using the FBI Units of Count for Crime

(**) The 'Arrests' column shows arrests made for incidents during the selected period, regardless of arrest date. Arrest counts for the same period may change over time.

New Kent Sheriff's Office - VA0630000 - NIBRS Agency Crime Overview - 2020

2020 Population Estimate		23,313	Offenses (*)	Arrests (**)	
Law Enforcement Employees			Reported	Adult	Juvenile
Group A Offenses					
Crimes Against Persons					
Sworn Male	30	Murder and Nonnegligent Manslaughter	0	0	0
Sworn Female	8	Negligent Manslaughter	0	0	0
Civilian Male	2	Kidnapping/Abduction	8	3	0
Civilian Female	11	Forcible Rape	2	0	0
Total:	51	Forcible Sodomy	0	0	0
		Sexual Assault With An Object	1	0	0
		Forcible Fondling	4	0	2
		Incest	0	0	0
Incident Total	775	Statutory Rape	1	1	0
Offense Total	980	Aggravated Assault	27	5	1
Group A Crimes per 100,000 population	3,324.3	Simple Assault	157	41	3
		Intimidation	15	6	0
		Human Trafficking, Commercial Sex Acts	0	0	0
		Human Trafficking, Involuntary Servitude	0	0	0
Arrest Overview					
Crimes Against Property					
Total Arrests	615	Arson	3	1	0
Adult Arrests	571	Bribery	0	0	0
Juvenile Arrests	44	Burglary/Breaking & Entering	34	2	0
Unknown Age	0	Counterfeiting/Forgery	11	1	0
Arrests per 100,000 population	2,638.0	Destruction/Damage/Vandalism of Property	187	19	12
		Embezzlement	12	3	0
		Extortion/Blackmail	1	0	0
		False Pretenses/Swindle/Confidence Game	30	2	0
		Credit Card/Automatic Teller Fraud	27	0	0
		Impersonation	9	4	0
		Welfare Fraud	0	0	0
		Wire Fraud	2	0	0
		Identity Theft	15	0	0
		Hacking/Computer Invasion	0	0	0
		Robbery	2	1	0
		Pocket-picking	0	0	0
		Purse-snatching	0	0	0
		Shoplifting	14	2	0
		Theft From Building	6	0	0
		Theft From Coin Operated Machine or Device	0	0	0
		Theft From Motor Vehicle	20	0	0
		Theft of Motor Vehicle Parts/Accessories	4	0	0
		All Other Larceny	169	14	5
		Motor Vehicle Theft	20	5	0
		Stolen Property Offenses	9	5	0
Group B Arrests					
Offense	Adult	Juvenile			
Bad Checks	0	0			
Curfew/Loitering/Vagrancy Violations	0	0			
Disorderly Conduct	6	2			
Driving Under the Influence	50	0			
Drunkenness	9	0			
Family Offenses (Nonviolent)	0	0			
Liquor Law Violations	10	2			
Peeping Tom	0	0			
Trespass of Real Property	4	1			
All Other Offenses	275	5			
Total Group B	354	10			
Crimes Against Society					
		Drug/Narcotic Violations	100	76	9
		Drug Equipment Violations	9	0	1
		Betting/Wagering	0	0	0
		Operating/Promoting/Assisting Gambling	0	0	0
		Gambling Equipment Violations	0	0	0
		Sports Tampering	0	0	0
		Pornography/Obscene Material	10	0	0
		Prostitution	0	0	0
		Assisting or Promoting Prostitution	0	0	0
		Purchasing Prostitution	0	0	0
		Weapon Law Violations	21	10	1
		Animal Cruelty	50	16	0
		Total Group A Offenses	980	217	34

(*) Offenses are counted using the FBI Units of Count for Crime

(**) The 'Arrests' column shows arrests made for incidents during the selected period, regardless of arrest date. Arrest counts for the same period may change over time.

New Market Police Department - VA0850500 - NIBRS Agency Crime Overview - 2020

2020 Population Estimate		2,253	Offenses (*)	Arrests (**)	
Law Enforcement Employees			Reported	Adult	Juvenile
Group A Offenses					
Crimes Against Persons					
Sworn Male	6	Murder and Nonnegligent Manslaughter	0	0	0
Sworn Female	0	Negligent Manslaughter	0	0	0
Civilian Male	0	Kidnapping/Abduction	2	1	0
Civilian Female	0	Forcible Rape	0	0	0
Total:	6	Forcible Sodomy	0	0	0
		Sexual Assault With An Object	0	0	0
		Forcible Fondling	0	0	0
		Incest	0	0	0
Incident Total	59	Statutory Rape	0	0	0
Offense Total	66	Aggravated Assault	2	0	0
Group A Crimes per 100,000 population	2,618.7	Simple Assault	9	3	0
		Intimidation	0	0	0
		Human Trafficking, Commercial Sex Acts	0	0	0
		Human Trafficking, Involuntary Servitude	0	0	0
Arrest Overview					
Crimes Against Property					
Total Arrests	30	Arson	0	0	0
Adult Arrests	30	Bribery	0	0	0
Juvenile Arrests	0	Burglary/Breaking & Entering	2	1	0
Unknown Age	0	Counterfeiting/Forgery	0	0	0
Arrests per 100,000 population	1,331.6	Destruction/Damage/Vandalism of Property	5	0	0
		Embezzlement	0	0	0
		Extortion/Blackmail	0	0	0
		False Pretenses/Swindle/Confidence Game	1	1	0
		Credit Card/Automatic Teller Fraud	0	0	0
		Impersonation	2	0	0
		Welfare Fraud	0	0	0
		Wire Fraud	0	0	0
		Identity Theft	0	0	0
		Hacking/Computer Invasion	0	0	0
		Robbery	0	2	0
		Pocket-picking	0	0	0
		Purse-snatching	0	0	0
		Shoplifting	4	2	0
		Theft From Building	8	0	0
		Theft From Coin Operated Machine or Device	0	0	0
		Theft From Motor Vehicle	3	0	0
		Theft of Motor Vehicle Parts/Accessories	1	0	0
		All Other Larceny	12	1	0
		Motor Vehicle Theft	0	0	0
		Stolen Property Offenses	0	0	0
Group B Arrests					
Offense	Adult	Juvenile			
Bad Checks	0	0			
Curfew/Loitering/Vagrancy Violations	0	0			
Disorderly Conduct	0	0			
Driving Under the Influence	4	0			
Drunkenness	4	0			
Family Offenses (Nonviolent)	0	0			
Liquor Law Violations	3	0			
Peeping Tom	0	0			
Trespass of Real Property	2	0			
All Other Offenses	2	0			
Total Group B	15	0			
Crimes Against Society					
		Drug/Narcotic Violations	11	2	0
		Drug Equipment Violations	0	0	0
		Betting/Wagering	0	0	0
		Operating/Promoting/Assisting Gambling	0	0	0
		Gambling Equipment Violations	0	0	0
		Sports Tampering	0	0	0
		Pornography/Obscene Material	0	0	0
		Prostitution	0	0	0
		Assisting or Promoting Prostitution	0	0	0
		Purchasing Prostitution	0	0	0
		Weapon Law Violations	4	2	0
		Animal Cruelty	0	0	0
		Total Group A Offenses	66	15	0

(*) Offenses are counted using the FBI Units of Count for Crime

(**) The 'Arrests' column shows arrests made for incidents during the selected period, regardless of arrest date. Arrest counts for the same period may change over time.

Newport News Police Department - VA1160000 - NIBRS Agency Crime Overview - 2020

2020 Population Estimate		181,587	Offenses (*)		Arrests (**)	
			Group A Offenses	Reported	Adult	Juvenile
Law Enforcement Employees			Crimes Against Persons			
Sworn Male	364		Murder and Nonnegligent Manslaughter	25	13	0
Sworn Female	85		Negligent Manslaughter	0	0	0
Civilian Male	26		Kidnapping/Abduction	87	103	10
Civilian Female	148		Forcible Rape	38	13	2
			Forcible Sodomy	25	3	2
Total:	623		Sexual Assault With An Object	6	2	0
			Forcible Fondling	65	12	2
Offense Overview			Incest	0	0	0
Incident Total	11,548		Statutory Rape	4	0	0
Offense Total	14,021		Aggravated Assault	933	370	22
Group A Crimes per 100,000 population	6,359.5		Simple Assault	2,818	1,390	34
			Intimidation	586	77	10
			Human Trafficking, Commercial Sex Acts	0	0	0
			Human Trafficking, Involuntary Servitude	0	0	0
Arrest Overview			Crimes Against Property			
Total Arrests	7,545		Arson	23	3	2
Adult Arrests	7,285		Bribery	0	0	0
Juvenile Arrests	260		Burglary/Breaking & Entering	437	57	6
Unknown Age	0		Counterfeiting/Forgery	70	13	1
Arrests per 100,000 population	4,155.0		Destruction/Damage/Vandalism of Property	1,675	95	2
			Embezzlement	44	19	0
			Extortion/Blackmail	17	1	0
			False Pretenses/Swindle/Confidence Game	232	20	0
			Credit Card/Automatic Teller Fraud	180	3	0
			Impersonation	130	20	1
			Welfare Fraud	4	0	0
			Wire Fraud	30	0	0
			Identity Theft	93	0	0
			Hacking/Computer Invasion	0	0	0
			Robbery	107	28	7
			Pocket-picking	4	7	2
			Purse-snatching	6	0	0
			Shoplifting	812	214	2
			Theft From Building	101	0	0
			Theft From Coin Operated Machine or Device	12	0	0
			Theft From Motor Vehicle	600	0	0
			Theft of Motor Vehicle Parts/Accessories	351	0	0
			All Other Larceny	1,058	211	19
			Motor Vehicle Theft	352	39	17
			Stolen Property Offenses	22	44	6
Group B Arrests			Crimes Against Society			
Offense	Adult	Juvenile	Drug/Narcotic Violations	1,560	1,446	42
Bad Checks	4	0	Drug Equipment Violations	26	0	0
Curfew/Loitering/Vagrancy Violations	0	0	Betting/Wagering	1	3	0
Disorderly Conduct	40	0	Operating/Promoting/Assisting Gambling	0	0	0
Driving Under the Influence	471	1	Gambling Equipment Violations	0	0	0
Drunkenness	416	0	Sports Tampering	0	0	0
Family Offenses (Nonviolent)	54	5	Pornography/Obscene Material	67	4	1
Liquor Law Violations	20	1	Prostitution	11	9	0
Peeping Tom	0	0	Assisting or Promoting Prostitution	0	3	0
Trespass of Real Property	258	4	Purchasing Prostitution	1	0	0
All Other Offenses	1,450	47	Weapon Law Violations	1,376	350	12
Total Group B	2,713	58	Animal Cruelty	32	0	0
			Total Group A Offenses	14,021	4,572	202

(*) Offenses are counted using the FBI Units of Count for Crime

(**) The 'Arrests' column shows arrests made for incidents during the selected period, regardless of arrest date. Arrest counts for the same period may change over time.

Norfolk Police Department - VA1170000 - NIBRS Agency Crime Overview - 2020

2020 Population Estimate		246,063		Offenses (*)	Arrests (**)	
			Group A Offenses	Reported	Adult	Juvenile
Law Enforcement Employees			Crimes Against Persons			
Sworn Male	577		Murder and Nonnegligent Manslaughter	49	24	1
Sworn Female	79		Negligent Manslaughter	0	0	0
Civilian Male	33		Kidnapping/Abduction	46	42	4
Civilian Female	118		Forcible Rape	76	9	0
Total:	807		Forcible Sodomy	16	1	0
			Sexual Assault With An Object	13	2	0
			Forcible Fondling	91	10	0
Offense Overview			Incest	0	0	0
Incident Total	15,589		Statutory Rape	2	1	0
Offense Total	17,379		Aggravated Assault	1,145	153	4
Group A Crimes per 100,000 population	6,335.4		Simple Assault	2,582	564	8
			Intimidation	742	59	2
			Human Trafficking, Commercial Sex Acts	6	0	0
			Human Trafficking, Involuntary Servitude	0	0	0
Arrest Overview			Crimes Against Property			
Total Arrests	6,168		Arson	7	3	0
Adult Arrests	5,581		Bribery	0	0	0
Juvenile Arrests	586		Burglary/Breaking & Entering	525	26	10
Unknown Age	1		Counterfeiting/Forgery	74	10	1
Arrests per 100,000 population	2,506.7		Destruction/Damage/Vandalism of Property	2,531	32	1
			Embezzlement	25	3	0
			Extortion/Blackmail	9	1	0
			False Pretenses/Swindle/Confidence Game	121	20	0
			Credit Card/Automatic Teller Fraud	40	0	0
			Impersonation	33	22	2
			Welfare Fraud	0	0	0
Group B Arrests				Wire Fraud	7	0
Offense	Adult	Juvenile		Identity Theft	64	0
Bad Checks	5	0		Hacking/Computer Invasion	0	0
Curfew/Loitering/Vagrancy Violations	0	0		Robbery	260	49
Disorderly Conduct	167	1		Pocket-picking	2	0
Driving Under the Influence	154	0		Purse-snatching	0	0
Drunkenness	380	0		Shoplifting	1,097	138
Family Offenses (Nonviolent)	76	0		Theft From Building	675	0
Liquor Law Violations	52	0		Theft From Coin Operated Machine or Device	1	0
Peeping Tom	1	0		Theft From Motor Vehicle	1,560	0
Trespass of Real Property	271	8		Theft of Motor Vehicle Parts/Accessories	924	0
All Other Offenses	2,206	493		All Other Larceny	1,052	243
Total Group B	3,312	502		Motor Vehicle Theft	803	9
			Stolen Property Offenses	50	22	5
			Crimes Against Society			
			Drug/Narcotic Violations	1,694	479	8
			Drug Equipment Violations	400	3	0
			Betting/Wagering	0	0	0
			Operating/Promoting/Assisting Gambling	0	0	0
			Gambling Equipment Violations	0	0	0
			Sports Tampering	0	0	0
			Pornography/Obscene Material	3	3	0
			Prostitution	90	83	0
			Assisting or Promoting Prostitution	28	30	0
			Purchasing Prostitution	3	1	0
			Weapon Law Violations	530	227	17
			Animal Cruelty	3	0	0
			Total Group A Offenses	17,379	2,269	84

(*) Offenses are counted using the FBI Units of Count for Crime

(**) The 'Arrests' column shows arrests made for incidents during the selected period, regardless of arrest date. Arrest counts for the same period may change over time.

Northampton County Sheriffs Office - VA0650000 - NIBRS Agency Crime Overview - 2020

2020 Population Estimate		9,507	Offenses (*)	Arrests (**)	
Law Enforcement Employees			Reported	Adult	Juvenile
Group A Offenses					
Crimes Against Persons					
Sworn Male	47	Murder and Nonnegligent Manslaughter	1	0	0
Sworn Female	17	Negligent Manslaughter	0	0	0
Civilian Male	1	Kidnapping/Abduction	5	1	0
Civilian Female	14	Forcible Rape	2	1	0
Total:	79	Forcible Sodomy	0	0	0
		Sexual Assault With An Object	1	0	0
		Forcible Fondling	2	0	0
		Incest	0	0	0
Incident Total	151	Statutory Rape	0	0	0
Offense Total	181	Aggravated Assault	18	6	1
Group A Crimes per 100,000 population	1,588.3	Simple Assault	19	11	0
		Intimidation	4	0	1
		Human Trafficking, Commercial Sex Acts	0	0	0
		Human Trafficking, Involuntary Servitude	0	0	0
Arrest Overview					
Crimes Against Property					
Total Arrests	62	Arson	0	0	0
Adult Arrests	60	Bribery	0	0	0
Juvenile Arrests	2	Burglary/Breaking & Entering	13	3	0
Unknown Age	0	Counterfeiting/Forgery	2	1	0
Arrests per 100,000 population	652.2	Destruction/Damage/Vandalism of Property	25	3	0
		Embezzlement	1	0	0
		Extortion/Blackmail	0	0	0
		False Pretenses/Swindle/Confidence Game	6	0	0
		Credit Card/Automatic Teller Fraud	1	0	0
		Impersonation	2	0	0
		Welfare Fraud	0	0	0
		Wire Fraud	0	0	0
		Identity Theft	5	0	0
		Hacking/Computer Invasion	1	0	0
		Robbery	2	0	0
		Pocket-picking	0	0	0
		Purse-snatching	0	0	0
		Shoplifting	3	1	0
		Theft From Building	6	0	0
		Theft From Coin Operated Machine or Device	0	0	0
		Theft From Motor Vehicle	7	0	0
		Theft of Motor Vehicle Parts/Accessories	2	0	0
		All Other Larceny	31	1	0
		Motor Vehicle Theft	5	1	0
		Stolen Property Offenses	1	1	0
Group B Arrests					
Offense	Adult	Juvenile			
Bad Checks	0	0			
Curfew/Loitering/Vagrancy Violations	0	0			
Disorderly Conduct	2	0			
Driving Under the Influence	3	0			
Drunkenness	2	0			
Family Offenses (Nonviolent)	0	0			
Liquor Law Violations	0	0			
Peeping Tom	0	0			
Trespass of Real Property	2	0			
All Other Offenses	16	0			
Total Group B	25	0			
Crimes Against Society					
		Drug/Narcotic Violations	9	4	0
		Drug Equipment Violations	1	0	0
		Betting/Wagering	0	0	0
		Operating/Promoting/Assisting Gambling	0	0	0
		Gambling Equipment Violations	0	0	0
		Sports Tampering	0	0	0
		Pornography/Obscene Material	0	0	0
		Prostitution	0	0	0
		Assisting or Promoting Prostitution	0	0	0
		Purchasing Prostitution	0	0	0
		Weapon Law Violations	5	0	0
		Animal Cruelty	1	1	0
		Total Group A Offenses	181	35	2

(*) Offenses are counted using the FBI Units of Count for Crime

(**) The 'Arrests' column shows arrests made for incidents during the selected period, regardless of arrest date. Arrest counts for the same period may change over time.

Northumberland County Sheriff's Office - VA0660000 - NIBRS Agency Crime Overview - 2020

2020 Population Estimate			12,100		Offenses (*)	Arrests (**)	
				Group A Offenses	Reported	Adult	Juvenile
Law Enforcement Employees				Crimes Against Persons			
Sworn Male		25		Murder and Nonnegligent Manslaughter	0	0	0
Sworn Female		2		Negligent Manslaughter	0	0	0
Civilian Male		2		Kidnapping/Abduction	2	2	0
Civilian Female		12		Forcible Rape	3	1	0
				Forcible Sodomy	1	0	0
Total:		41		Sexual Assault With An Object	0	0	0
				Forcible Fondling	0	0	0
Offense Overview				Incest	0	0	0
Incident Total		178		Statutory Rape	0	0	0
Offense Total		214		Aggravated Assault	6	7	0
Group A Crimes per 100,000 population		1,471.1		Simple Assault	42	20	0
				Intimidation	1	1	0
				Human Trafficking, Commercial Sex Acts	0	0	0
				Human Trafficking, Involuntary Servitude	0	0	0
Arrest Overview				Crimes Against Property			
Total Arrests		180		Arson	1	0	0
Adult Arrests		180		Bribery	0	0	0
Juvenile Arrests		0		Burglary/Breaking & Entering	9	0	0
Unknown Age		0		Counterfeiting/Forgery	4	2	0
Arrests per 100,000 population		1,487.6		Destruction/Damage/Vandalism of Property	33	3	0
				Embezzlement	1	1	0
				Extortion/Blackmail	0	0	0
				False Pretenses/Swindle/Confidence Game	7	1	0
				Credit Card/Automatic Teller Fraud	2	0	0
				Impersonation	0	0	0
				Welfare Fraud	0	0	0
Group B Arrests				Wire Fraud	1	0	0
Offense	Adult	Juvenile		Identity Theft	0	0	0
Bad Checks	3	0		Hacking/Computer Invasion	0	0	0
Curfew/Loitering/Vagrancy Violations	0	0		Robbery	1	1	0
Disorderly Conduct	3	0		Pocket-picking	0	0	0
Driving Under the Influence	24	0		Purse-snatching	0	0	0
Drunkenness	5	0		Shoplifting	5	2	0
Family Offenses (Nonviolent)	0	0		Theft From Building	5	0	0
Liquor Law Violations	3	0		Theft From Coin Operated Machine or Device	0	0	0
Keeping Tom	0	0		Theft From Motor Vehicle	9	0	0
Trespass of Real Property	4	0		Theft of Motor Vehicle Parts/Accessories	0	0	0
All Other Offenses	75	0		All Other Larceny	20	3	0
				Motor Vehicle Theft	6	2	0
Total Group B	117	0		Stolen Property Offenses	1	2	0
				Crimes Against Society			
				Drug/Narcotic Violations	32	11	0
				Drug Equipment Violations	4	0	0
				Betting/Wagering	0	0	0
				Operating/Promoting/Assisting Gambling	0	0	0
				Gambling Equipment Violations	0	0	0
				Sports Tampering	0	0	0
				Pornography/Obscene Material	2	1	0
				Prostitution	0	0	0
				Assisting or Promoting Prostitution	0	0	0
				Purchasing Prostitution	0	0	0
				Weapon Law Violations	15	3	0
				Animal Cruelty	1	0	0
				Total Group A Offenses	214	63	0

(*) Offenses are counted using the FBI Units of Count for Crime

(**) The 'Arrests' column shows arrests made for incidents during the selected period, regardless of arrest date. Arrest counts for the same period may change over time.

Norton Police Department - VA1180000 - NIBRS Agency Crime Overview - 2020

2020 Population Estimate		3,901		Offenses (*)	Arrests (**)	
Law Enforcement Employees				Reported	Adult	Juvenile
Group A Offenses						
Crimes Against Persons						
Sworn Male	16	Murder and Nonnegligent Manslaughter		0	0	0
Sworn Female	0	Negligent Manslaughter		1	1	0
Civilian Male	1	Kidnapping/Abduction		3	3	0
Civilian Female	6	Forcible Rape		1	0	0
Total:	23	Forcible Sodomy		0	0	0
		Sexual Assault With An Object		0	0	0
		Forcible Fondling		1	0	0
		Incest		0	0	0
Incident Total	429	Statutory Rape		0	0	0
Offense Total	568	Aggravated Assault		7	4	0
Group A Crimes per 100,000 population	10,997.2	Simple Assault		41	28	0
		Intimidation		1	1	0
		Human Trafficking, Commercial Sex Acts		0	0	0
		Human Trafficking, Involuntary Servitude		0	0	0
Arrest Overview						
Crimes Against Property						
Total Arrests	695	Arson		2	0	0
Adult Arrests	695	Bribery		0	0	0
Juvenile Arrests	0	Burglary/Breaking & Entering		5	1	0
Unknown Age	0	Counterfeiting/Forgery		4	1	0
Arrests per 100,000 population	17,815.9	Destruction/Damage/Vandalism of Property		16	4	0
		Embezzlement		1	0	0
		Extortion/Blackmail		0	0	0
		False Pretenses/Swindle/Confidence Game		8	6	0
		Credit Card/Automatic Teller Fraud		5	1	0
		Impersonation		12	7	0
		Welfare Fraud		0	0	0
		Wire Fraud		1	0	0
		Identity Theft		2	0	0
		Hacking/Computer Invasion		0	0	0
		Robbery		0	0	0
		Pocket-picking		0	11	0
		Purse-snatching		0	0	0
		Shoplifting		155	83	0
		Theft From Building		20	0	0
		Theft From Coin Operated Machine or Device		0	0	0
		Theft From Motor Vehicle		4	0	0
		Theft of Motor Vehicle Parts/Accessories		5	0	0
		All Other Larceny		22	5	0
		Motor Vehicle Theft		12	3	0
		Stolen Property Offenses		2	3	0
Crimes Against Society						
		Drug/Narcotic Violations		126	64	0
		Drug Equipment Violations		94	11	0
		Betting/Wagering		0	0	0
		Operating/Promoting/Assisting Gambling		0	0	0
		Gambling Equipment Violations		0	0	0
		Sports Tampering		0	0	0
		Pornography/Obscene Material		1	0	0
		Prostitution		0	0	0
		Assisting or Promoting Prostitution		0	0	0
		Purchasing Prostitution		0	0	0
		Weapon Law Violations		16	3	0
		Animal Cruelty		0	0	0
Total Group A Offenses				568	240	0
Group B Arrests						
Offense	Adult	Juvenile				
Bad Checks	0	0				
Curfew/Loitering/Vagrancy Violations	0	0				
Disorderly Conduct	0	0				
Driving Under the Influence	100	0				
Drunkenness	182	0				
Family Offenses (Nonviolent)	1	0				
Liquor Law Violations	0	0				
Peeping Tom	0	0				
Trespass of Real Property	3	0				
All Other Offenses	169	0				
Total Group B	455	0				

(*) Offenses are counted using the FBI Units of Count for Crime

(**) The 'Arrests' column shows arrests made for incidents during the selected period, regardless of arrest date. Arrest counts for the same period may change over time.

Nottoway CO Sheriff's Office - VA0670000 - NIBRS Agency Crime Overview - 2020

2020 Population Estimate		9,663		Offenses (*)	Arrests (**)	
			Group A Offenses	Reported	Adult	Juvenile
Law Enforcement Employees			Crimes Against Persons			
Sworn Male	15		Murder and Nonnegligent Manslaughter	1	0	0
Sworn Female	1		Negligent Manslaughter	0	0	0
Civilian Male	2		Kidnapping/Abduction	0	0	0
Civilian Female	7		Forcible Rape	1	0	0
			Forcible Sodomy	1	0	0
Total:	25		Sexual Assault With An Object	0	0	0
			Forcible Fondling	1	0	0
Offense Overview			Incest	0	0	0
Incident Total	225		Statutory Rape	0	0	0
Offense Total	251		Aggravated Assault	21	10	0
Group A Crimes per 100,000 population	2,328.5		Simple Assault	43	32	0
			Intimidation	1	0	0
			Human Trafficking, Commercial Sex Acts	0	0	0
			Human Trafficking, Involuntary Servitude	0	0	0
Arrest Overview			Crimes Against Property			
Total Arrests	116		Arson	3	0	0
Adult Arrests	116		Bribery	0	0	0
Juvenile Arrests	0		Burglary/Breaking & Entering	22	2	0
Unknown Age	0		Counterfeiting/Forgery	1	0	0
Arrests per 100,000 population	1,200.5		Destruction/Damage/Vandalism of Property	24	0	0
			Embezzlement	1	0	0
			Extortion/Blackmail	0	0	0
			False Pretenses/Swindle/Confidence Game	4	0	0
			Credit Card/Automatic Teller Fraud	3	0	0
			Impersonation	0	0	0
			Welfare Fraud	0	0	0
			Wire Fraud	0	0	0
			Identity Theft	0	0	0
			Hacking/Computer Invasion	1	0	0
			Robbery	1	0	0
			Pocket-picking	0	0	0
	Purse-snatching	0	0	0		
	Shoplifting	1	1	0		
	Theft From Building	2	0	0		
	Theft From Coin Operated Machine or Device	0	0	0		
	Theft From Motor Vehicle	4	0	0		
	Theft of Motor Vehicle Parts/Accessories	3	0	0		
	All Other Larceny	58	2	0		
	Motor Vehicle Theft	6	1	0		
	Stolen Property Offenses	0	0	0		
Group B Arrests						
Offense	Adult	Juvenile				
Bad Checks	1	0				
Curfew/Loitering/Vagrancy Violations	0	0				
Disorderly Conduct	14	0				
Driving Under the Influence	1	0				
Drunkenness	2	0				
Family Offenses (Nonviolent)	0	0				
Liquor Law Violations	1	0				
Peeping Tom	0	0				
Trespass of Real Property	2	0				
All Other Offenses	38	0				
Total Group B	59	0				
			Crimes Against Society			
			Drug/Narcotic Violations	46	9	0
			Drug Equipment Violations	0	0	0
			Betting/Wagering	0	0	0
			Operating/Promoting/Assisting Gambling	0	0	0
			Gambling Equipment Violations	0	0	0
			Sports Tampering	0	0	0
			Pornography/Obscene Material	1	0	0
			Prostitution	0	0	0
			Assisting or Promoting Prostitution	0	0	0
			Purchasing Prostitution	0	0	0
			Weapon Law Violations	1	0	0
			Animal Cruelty	0	0	0
			Total Group A Offenses	251	57	0

(*) Offenses are counted using the FBI Units of Count for Crime

(**) The 'Arrests' column shows arrests made for incidents during the selected period, regardless of arrest date. Arrest counts for the same period may change over time.

Occoquan Police Department - VA0750700 - NIBRS Agency Crime Overview - 2020

2020 Population Estimate		1,086	Offenses (*)	Arrests (**)	
			Reported	Adult	Juvenile
Law Enforcement Employees			Crimes Against Persons		
Sworn Male	2	Murder and Nonnegligent Manslaughter	0	0	0
Sworn Female	0	Negligent Manslaughter	0	0	0
Civilian Male	0	Kidnapping/Abduction	0	0	0
Civilian Female	0	Forcible Rape	0	0	0
Total:	2	Forcible Sodomy	0	0	0
		Sexual Assault With An Object	0	0	0
		Forcible Fondling	0	0	
		Incest	0	0	0
Incident Total	28	Statutory Rape	0	0	0
Offense Total	32	Aggravated Assault	0	0	0
Group A Crimes per 100,000 population	2,578.3	Simple Assault	3	1	0
		Intimidation	0	0	0
		Human Trafficking, Commercial Sex Acts	0	0	0
		Human Trafficking, Involuntary Servitude	0	0	0
Arrest Overview		Crimes Against Property			
Total Arrests	48	Arson	0	0	0
Adult Arrests	48	Bribery	0	0	0
Juvenile Arrests	0	Burglary/Breaking & Entering	1	0	0
Unknown Age	0	Counterfeiting/Forgery	0	0	0
Arrests per 100,000 population	4,419.9	Destruction/Damage/Vandalism of Property	1	0	0
		Embezzlement	0	0	0
		Extortion/Blackmail	0	0	0
		False Pretenses/Swindle/Confidence Game	0	0	0
		Credit Card/Automatic Teller Fraud	0	0	0
		Impersonation	0	0	0
Group B Arrests		Welfare Fraud	0	0	0
Offense	Adult	Juvenile	Wire Fraud	0	0
Bad Checks	0	0	Identity Theft	0	0
Curfew/Loitering/Vagrancy Violations	0	0	Hacking/Computer Invasion	0	0
Disorderly Conduct	0	0	Robbery	0	0
Driving Under the Influence	28	0	Pocket-picking	0	0
Drunkenness	0	0	Purse-snatching	0	0
Family Offenses (Nonviolent)	0	0	Shoplifting	0	0
Liquor Law Violations	0	0	Theft From Building	0	0
Loitering/Trespassing	0	0	Theft From Coin Operated Machine or Device	0	0
Misdemeanor Offenses	0	0	Theft From Motor Vehicle	0	0
Motor Vehicle Offenses	0	0	Theft of Motor Vehicle Parts/Accessories	0	0
Other Offenses	5	0	All Other Larceny	0	0
Total Group B	33	0	Motor Vehicle Theft	0	0
			Stolen Property Offenses	0	0
			Crimes Against Society		
			Drug/Narcotic Violations	25	14
			Drug Equipment Violations	1	0
			Betting/Wagering	0	0
			Operating/Promoting/Assisting Gambling	0	0
			Gambling Equipment Violations	0	0
			Sports Tampering	0	0
			Pornography/Obscene Material	0	0
			Prostitution	0	0
			Assisting or Promoting Prostitution	0	0
			Purchasing Prostitution	0	0
			Weapon Law Violations	1	0
			Animal Cruelty	0	0
			Total Group A Offenses	32	15

(*) Offenses are counted using the FBI Units of Count for Crime

(**) The 'Arrests' column shows arrests made for incidents during the selected period, regardless of arrest date. Arrest counts for the same period may change over time.

Onancock Police Department - VA0010200 - NIBRS Agency Crime Overview - 2020

2020 Population Estimate		1,211	Offenses (*)	Arrests (**)	
Law Enforcement Employees			Reported	Adult	Juvenile
Group A Offenses					
Crimes Against Persons					
Sworn Male	5	Murder and Nonnegligent Manslaughter	0	0	0
Sworn Female	1	Negligent Manslaughter	0	0	0
Civilian Male	0	Kidnapping/Abduction	1	0	0
Civilian Female	0	Forcible Rape	2	0	0
Total:	6	Forcible Sodomy	1	0	0
		Sexual Assault With An Object	1	0	0
		Forcible Fondling	0	0	0
		Incest	0	0	0
Incident Total	77	Statutory Rape	0	0	0
Offense Total	78	Aggravated Assault	0	0	0
Group A Crimes per 100,000 population	6,358.4	Simple Assault	13	2	1
		Intimidation	2	0	0
		Human Trafficking, Commercial Sex Acts	0	0	0
		Human Trafficking, Involuntary Servitude	0	0	0
Arrest Overview					
Crimes Against Property					
Total Arrests	19	Arson	0	0	0
Adult Arrests	13	Bribery	0	0	0
Juvenile Arrests	6	Burglary/Breaking & Entering	10	0	0
Unknown Age	0	Counterfeiting/Forgery	2	2	0
Arrests per 100,000 population	1,569.0	Destruction/Damage/Vandalism of Property	19	0	0
		Embezzlement	0	0	0
		Extortion/Blackmail	0	0	0
		False Pretenses/Swindle/Confidence Game	1	0	0
		Credit Card/Automatic Teller Fraud	0	0	0
		Impersonation	0	0	0
		Welfare Fraud	0	0	0
		Wire Fraud	0	0	0
		Identity Theft	1	0	0
		Hacking/Computer Invasion	1	0	0
		Robbery	1	0	0
		Pocket-picking	0	0	0
		Purse-snatching	0	0	0
		Shoplifting	0	0	0
		Theft From Building	3	0	0
		Theft From Coin Operated Machine or Device	0	0	0
		Theft From Motor Vehicle	0	0	0
		Theft of Motor Vehicle Parts/Accessories	0	0	0
		All Other Larceny	13	2	0
		Motor Vehicle Theft	2	0	1
		Stolen Property Offenses	0	0	0
Group B Arrests					
Offense	Adult	Juvenile			
Bad Checks	0	0			
Curfew/Loitering/Vagrancy Violations	0	0			
Disorderly Conduct	0	1			
Driving Under the Influence	3	0			
Drunkenness	2	0			
Family Offenses (Nonviolent)	0	0			
Liquor Law Violations	0	1			
Peeping Tom	0	0			
Trespass of Real Property	1	0			
All Other Offenses	0	1			
Total Group B	6	3			
Crimes Against Society					
		Drug/Narcotic Violations	3	1	1
		Drug Equipment Violations	0	0	0
		Betting/Wagering	0	0	0
		Operating/Promoting/Assisting Gambling	0	0	0
		Gambling Equipment Violations	0	0	0
		Sports Tampering	0	0	0
		Pornography/Obscene Material	0	0	0
		Prostitution	0	0	0
		Assisting or Promoting Prostitution	0	0	0
		Purchasing Prostitution	0	0	0
		Weapon Law Violations	1	0	0
		Animal Cruelty	1	0	0
		Total Group A Offenses	78	7	3

(*) Offenses are counted using the FBI Units of Count for Crime

(**) The 'Arrests' column shows arrests made for incidents during the selected period, regardless of arrest date. Arrest counts for the same period may change over time.

Onley Police Department - VA0010500 - NIBRS Agency Crime Overview - 2020

2020 Population Estimate		500	Offenses (*)	Arrests (**)	
Law Enforcement Employees			Reported	Adult	Juvenile
Group A Offenses					
Crimes Against Persons					
Sworn Male	5	Murder and Nonnegligent Manslaughter	0	0	0
Sworn Female	0	Negligent Manslaughter	0	0	0
Civilian Male	0	Kidnapping/Abduction	1	0	0
Civilian Female	0	Forcible Rape	0	0	0
Total:	5	Forcible Sodomy	0	0	0
		Sexual Assault With An Object	0	0	0
		Forcible Fondling	0	0	0
		Incest	0	0	0
Incident Total	37	Statutory Rape	0	0	0
Offense Total	39	Aggravated Assault	2	0	0
Group A Crimes per 100,000 population	7,400.0	Simple Assault	7	2	0
		Intimidation	0	0	0
		Human Trafficking, Commercial Sex Acts	0	0	0
		Human Trafficking, Involuntary Servitude	0	0	0
Arrest Overview					
Crimes Against Property					
Total Arrests	33	Arson	0	0	0
Adult Arrests	33	Bribery	0	0	0
Juvenile Arrests	0	Burglary/Breaking & Entering	0	0	0
Unknown Age	0	Counterfeiting/Forgery	0	0	0
Arrests per 100,000 population	6,600.0	Destruction/Damage/Vandalism of Property	4	1	0
		Embezzlement	0	0	0
		Extortion/Blackmail	0	0	0
		False Pretenses/Swindle/Confidence Game	0	0	0
		Credit Card/Automatic Teller Fraud	0	0	0
		Impersonation	0	0	0
		Welfare Fraud	0	0	0
		Wire Fraud	0	0	0
		Identity Theft	1	0	0
		Hacking/Computer Invasion	0	0	0
		Robbery	0	0	0
		Pocket-picking	0	0	0
		Purse-snatching	0	0	0
		Shoplifting	12	7	0
		Theft From Building	1	0	0
		Theft From Coin Operated Machine or Device	0	0	0
		Theft From Motor Vehicle	3	1	0
		Theft of Motor Vehicle Parts/Accessories	0	0	0
		All Other Larceny	4	1	0
		Motor Vehicle Theft	1	0	0
		Stolen Property Offenses	0	0	0
Group B Arrests					
Offense	Adult	Juvenile			
Bad Checks	0	0			
Curfew/Loitering/Vagrancy Violations	0	0			
Disorderly Conduct	1	0			
Driving Under the Influence	0	0			
Drunkenness	7	0			
Family Offenses (Nonviolent)	0	0			
Liquor Law Violations	0	0			
Peeping Tom	0	0			
Trespass of Real Property	3	0			
All Other Offenses	7	0			
Total Group B	18	0			
Crimes Against Society					
		Drug/Narcotic Violations	2	2	0
		Drug Equipment Violations	0	0	0
		Betting/Wagering	0	0	0
		Operating/Promoting/Assisting Gambling	0	0	0
		Gambling Equipment Violations	0	0	0
		Sports Tampering	0	0	0
		Pornography/Obscene Material	0	0	0
		Prostitution	0	0	0
		Assisting or Promoting Prostitution	0	0	0
		Purchasing Prostitution	0	0	0
		Weapon Law Violations	1	1	0
		Animal Cruelty	0	0	0
		Total Group A Offenses	39	15	0

(*) Offenses are counted using the FBI Units of Count for Crime

(**) The 'Arrests' column shows arrests made for incidents during the selected period, regardless of arrest date. Arrest counts for the same period may change over time.

Orange County Sheriff's Office - VA0680000 - NIBRS Agency Crime Overview - 2020

2020 Population Estimate			29,566	Offenses (*)	Arrests (**)	
				Reported	Adult	Juvenile
Law Enforcement Employees				Crimes Against Persons		
Sworn Male	35		Murder and Nonnegligent Manslaughter	0	0	0
Sworn Female	6		Negligent Manslaughter	0	0	0
Civilian Male	0		Kidnapping/Abduction	0	0	0
Civilian Female	3		Forcible Rape	2	0	0
Total:	44		Forcible Sodomy	4	0	0
			Sexual Assault With An Object	1	1	0
			Forcible Fondling	4	0	0
Offense Overview			Incest	0	0	0
Incident Total	436		Statutory Rape	0	0	0
Offense Total	474		Aggravated Assault	20	4	0
Group A Crimes per 100,000 population	1,474.7		Simple Assault	73	36	0
			Intimidation	2	0	0
			Human Trafficking, Commercial Sex Acts	0	0	0
			Human Trafficking, Involuntary Servitude	0	0	0
Arrest Overview			Crimes Against Property			
Total Arrests	197		Arson	0	0	0
Adult Arrests	195		Bribery	0	0	0
Juvenile Arrests	2		Burglary/Breaking & Entering	20	11	0
Unknown Age	0		Counterfeiting/Forgery	4	1	0
Arrests per 100,000 population	666.3		Destruction/Damage/Vandalism of Property	58	3	0
			Embezzlement	3	0	0
			Extortion/Blackmail	0	0	0
			False Pretenses/Swindle/Confidence Game	7	0	0
			Credit Card/Automatic Teller Fraud	6	0	0
			Impersonation	5	0	0
Group B Arrests			Welfare Fraud	0	0	0
Offense	Adult	Juvenile	Wire Fraud	0	0	0
Bad Checks	0	0	Identity Theft	0	0	0
Curfew/Loitering/Vagrancy Violations	0	0	Hacking/Computer Invasion	0	0	0
Disorderly Conduct	1	0	Robbery	1	1	0
Driving Under the Influence	30	0	Pocket-picking	0	0	0
Drunkenness	9	0	Purse-snatching	0	0	0
Family Offenses (Nonviolent)	2	0	Shoplifting	27	12	0
Liquor Law Violations	0	0	Theft From Building	25	1	0
Loitering Tom	0	0	Theft From Coin Operated Machine or Device	1	0	0
Misappropriation of Real Property	2	0	Theft From Motor Vehicle	16	0	0
All Other Offenses	34	2	Theft of Motor Vehicle Parts/Accessories	8	0	0
Total Group B	78	2	All Other Larceny	59	4	0
			Motor Vehicle Theft	17	1	0
			Stolen Property Offenses	2	1	0
			Crimes Against Society			
			Drug/Narcotic Violations	77	33	0
			Drug Equipment Violations	15	2	0
			Betting/Wagering	0	0	0
			Operating/Promoting/Assisting Gambling	0	0	0
			Gambling Equipment Violations	0	0	0
			Sports Tampering	0	0	0
			Pornography/Obscene Material	6	1	0
			Prostitution	0	0	0
			Assisting or Promoting Prostitution	0	0	0
			Purchasing Prostitution	0	0	0
			Weapon Law Violations	9	5	0
			Animal Cruelty	2	0	0
			Total Group A Offenses	474	117	0

(*) Offenses are counted using the FBI Units of Count for Crime

(**) The 'Arrests' column shows arrests made for incidents during the selected period, regardless of arrest date. Arrest counts for the same period may change over time.

Orange Police Department - VA0680100 - NIBRS Agency Crime Overview - 2020

2020 Population Estimate		5,096	Offenses (*)	Arrests (**)	
Law Enforcement Employees			Reported	Adult	Juvenile
Group A Offenses					
Crimes Against Persons					
Sworn Male	11	Murder and Nonnegligent Manslaughter	0	0	0
Sworn Female	4	Negligent Manslaughter	0	0	0
Civilian Male	0	Kidnapping/Abduction	0	0	0
Civilian Female	2	Forcible Rape	1	0	0
Total:	17	Forcible Sodomy	0	0	0
		Sexual Assault With An Object	0	0	0
		Forcible Fondling	1	0	0
		Incest	0	0	0
Incident Total	199	Statutory Rape	1	0	0
Offense Total	240	Aggravated Assault	14	4	1
Group A Crimes per 100,000 population	3,905.0	Simple Assault	37	14	1
		Intimidation	0	0	0
		Human Trafficking, Commercial Sex Acts	0	0	0
		Human Trafficking, Involuntary Servitude	0	0	0
Arrest Overview					
Crimes Against Property					
Total Arrests	111	Arson	0	0	0
Adult Arrests	108	Bribery	0	0	0
Juvenile Arrests	2	Burglary/Breaking & Entering	1	0	0
Unknown Age	1	Counterfeiting/Forgery	2	0	0
Arrests per 100,000 population	2,178.2	Destruction/Damage/Vandalism of Property	34	2	0
		Embezzlement	0	0	0
		Extortion/Blackmail	0	0	0
		False Pretenses/Swindle/Confidence Game	7	0	0
		Credit Card/Automatic Teller Fraud	2	0	0
		Impersonation	1	0	0
		Welfare Fraud	0	0	0
		Wire Fraud	0	0	0
		Identity Theft	0	0	0
		Hacking/Computer Invasion	0	0	0
		Robbery	0	0	0
		Pocket-picking	1	0	0
		Purse-snatching	0	0	0
		Shoplifting	9	4	0
		Theft From Building	0	0	0
		Theft From Coin Operated Machine or Device	1	0	0
		Theft From Motor Vehicle	7	0	0
		Theft of Motor Vehicle Parts/Accessories	3	0	0
		All Other Larceny	57	2	0
		Motor Vehicle Theft	6	0	0
		Stolen Property Offenses	1	0	0
Group B Arrests					
Offense	Adult	Juvenile			
Bad Checks	0	0			
Curfew/Loitering/Vagrancy Violations	0	0			
Disorderly Conduct	2	0			
Driving Under the Influence	17	0			
Drunkenness	22	0			
Family Offenses (Nonviolent)	0	0			
Liquor Law Violations	3	0			
Peeping Tom	0	0			
Trespass of Real Property	5	0			
All Other Offenses	14	0			
Total Group B	63	0			
Crimes Against Society					
		Drug/Narcotic Violations	38	15	0
		Drug Equipment Violations	11	1	0
		Betting/Wagering	0	0	0
		Operating/Promoting/Assisting Gambling	0	0	0
		Gambling Equipment Violations	0	0	0
		Sports Tampering	0	0	0
		Pornography/Obscene Material	0	0	0
		Prostitution	0	0	0
		Assisting or Promoting Prostitution	0	0	0
		Purchasing Prostitution	0	0	0
		Weapon Law Violations	5	3	0
		Animal Cruelty	0	0	0
		Total Group A Offenses	240	45	2

(*) Offenses are counted using the FBI Units of Count for Crime

(**) The 'Arrests' column shows arrests made for incidents during the selected period, regardless of arrest date. Arrest counts for the same period may change over time.

Page County Sheriff's Office - VA0690000 - NIBRS Agency Crime Overview - 2020

2020 Population Estimate	15,131		Offenses (*)	Arrests (**)	
		Group A Offenses	Reported	Adult	Juvenile
Law Enforcement Employees		Crimes Against Persons			
Sworn Male	49	Murder and Nonnegligent Manslaughter	0	0	0
Sworn Female	6	Negligent Manslaughter	0	0	0
Civilian Male	1	Kidnapping/Abduction	1	1	0
Civilian Female	7	Forcible Rape	1	0	0
Total:	63	Forcible Sodomy	0	0	0
		Sexual Assault With An Object	0	0	0
		Forcible Fondling	3	0	0
Offense Overview		Incest	0	0	0
Incident Total	485	Statutory Rape	1	0	0
Offense Total	538	Aggravated Assault	5	5	0
Group A Crimes per 100,000 population	3,205.3	Simple Assault	38	17	1
		Intimidation	2	1	0
		Human Trafficking, Commercial Sex Acts	0	0	0
		Human Trafficking, Involuntary Servitude	0	0	0
Arrest Overview		Crimes Against Property			
Total Arrests	215	Arson	2	1	0
Adult Arrests	214	Bribery	0	0	0
Juvenile Arrests	1	Burglary/Breaking & Entering	28	0	0
Unknown Age	0	Counterfeiting/Forgery	3	0	0
Arrests per 100,000 population	1,420.9	Destruction/Damage/Vandalism of Property	45	1	0
		Embezzlement	0	0	0
		Extortion/Blackmail	1	0	0
		False Pretenses/Swindle/Confidence Game	19	2	0
		Credit Card/Automatic Teller Fraud	4	1	0
		Impersonation	0	0	0
		Welfare Fraud	0	0	0
		Wire Fraud	1	0	0
		Identity Theft	2	0	0
		Hacking/Computer Invasion	0	0	0
		Robbery	0	1	0
		Pocket-picking	0	0	0
		Purse-snatching	1	0	0
		Shoplifting	5	2	0
		Theft From Building	7	1	0
		Theft From Coin Operated Machine or Device	0	0	0
		Theft From Motor Vehicle	6	0	0
		Theft of Motor Vehicle Parts/Accessories	3	0	0
		All Other Larceny	87	2	0
		Motor Vehicle Theft	8	0	0
		Stolen Property Offenses	4	0	0
		Crimes Against Society			
		Drug/Narcotic Violations	216	113	0
		Drug Equipment Violations	21	5	0
		Betting/Wagering	0	0	0
		Operating/Promoting/Assisting Gambling	0	0	0
		Gambling Equipment Violations	0	0	0
		Sports Tampering	0	0	0
		Pornography/Obscene Material	0	0	0
		Prostitution	0	0	0
		Assisting or Promoting Prostitution	0	0	0
		Purchasing Prostitution	0	0	0
		Weapon Law Violations	18	3	0
		Animal Cruelty	6	3	0
		Total Group A Offenses	538	159	1
Group B Arrests					
Offense	Adult	Juvenile			
Bad Checks	0	0			
Curfew/Loitering/Vagrancy Violations	0	0			
Disorderly Conduct	0	0			
Driving Under the Influence	19	0			
Drunkenness	10	0			
Family Offenses (Nonviolent)	1	0			
Liquor Law Violations	1	0			
Peeping Tom	0	0			
Trespass of Real Property	4	0			
All Other Offenses	20	0			
Total Group B	55	0			

(*) Offenses are counted using the FBI Units of Count for Crime

(**) The 'Arrests' column shows arrests made for incidents during the selected period, regardless of arrest date. Arrest counts for the same period may change over time.

Parksley Police Department - VA0010300 - NIBRS Agency Crime Overview - 2020

2020 Population Estimate		808	Offenses (*)	Arrests (**)	
Law Enforcement Employees			Reported	Adult	Juvenile
Sworn Male		1	Murder and Nonnegligent Manslaughter	0	0
Sworn Female		0	Negligent Manslaughter	0	0
Civilian Male		0	Kidnapping/Abduction	0	0
Civilian Female		0	Forcible Rape	0	0
Total:		1	Forcible Sodomy	0	0
			Sexual Assault With An Object	0	0
			Forcible Fondling	0	0
			Incest	0	0
Incident Total		8	Statutory Rape	0	0
Offense Total		8	Aggravated Assault	1	0
Group A Crimes per 100,000 population		990.1	Simple Assault	0	0
			Intimidation	0	0
			Human Trafficking, Commercial Sex Acts	0	0
			Human Trafficking, Involuntary Servitude	0	0
Arrest Overview			Crimes Against Property		
Total Arrests		2	Arson	0	0
Adult Arrests		2	Bribery	0	0
Juvenile Arrests		0	Burglary/Breaking & Entering	0	0
Unknown Age		0	Counterfeiting/Forgery	1	0
Arrests per 100,000 population		247.5	Destruction/Damage/Vandalism of Property	0	0
			Embezzlement	0	0
			Extortion/Blackmail	0	0
			False Pretenses/Swindle/Confidence Game	0	0
			Credit Card/Automatic Teller Fraud	0	0
			Impersonation	0	0
			Welfare Fraud	0	0
			Wire Fraud	0	0
			Identity Theft	0	0
			Hacking/Computer Invasion	0	0
			Robbery	0	0
			Pocket-picking	0	0
			Purse-snatching	0	0
			Shoplifting	0	0
			Theft From Building	0	0
			Theft From Coin Operated Machine or Device	0	0
			Theft From Motor Vehicle	0	0
			Theft of Motor Vehicle Parts/Accessories	0	0
			All Other Larceny	5	0
			Motor Vehicle Theft	1	0
			Stolen Property Offenses	0	0
			Crimes Against Society		
			Drug/Narcotic Violations	0	0
			Drug Equipment Violations	0	0
			Betting/Wagering	0	0
			Operating/Promoting/Assisting Gambling	0	0
			Gambling Equipment Violations	0	0
			Sports Tampering	0	0
			Pornography/Obscene Material	0	0
			Prostitution	0	0
			Assisting or Promoting Prostitution	0	0
			Purchasing Prostitution	0	0
			Weapon Law Violations	0	0
			Animal Cruelty	0	0
			Total Group A Offenses	8	1
					0
Group B Arrests					
Offense	Adult	Juvenile			
Bad Checks	0	0			
Curfew/Loitering/Vagrancy Violations	0	0			
Disorderly Conduct	0	0			
Driving Under the Influence	0	0			
Drunkenness	1	0			
Family Offenses (Nonviolent)	0	0			
Liquor Law Violations	0	0			
Peeping Tom	0	0			
Trespass of Real Property	0	0			
All Other Offenses	0	0			
Total Group B	1	0			

(*) Offenses are counted using the FBI Units of Count for Crime

(**) The 'Arrests' column shows arrests made for incidents during the selected period, regardless of arrest date. Arrest counts for the same period may change over time.

Patrick CO Sheriff's Office - VA0700000 - NIBRS Agency Crime Overview - 2020

2020 Population Estimate		17,690	Offenses (*)	Arrests (**)	
Law Enforcement Employees			Reported	Adult	Juvenile
Group A Offenses					
Crimes Against Persons					
Sworn Male	45	Murder and Nonnegligent Manslaughter	1	3	0
Sworn Female	8	Negligent Manslaughter	0	0	0
Civilian Male	0	Kidnapping/Abduction	6	5	0
Civilian Female	16	Forcible Rape	7	0	0
Total:	69	Forcible Sodomy	0	0	0
		Sexual Assault With An Object	1	0	0
		Forcible Fondling	11	4	0
		Incest	0	0	0
Incident Total	608	Statutory Rape	1	0	0
Offense Total	692	Aggravated Assault	30	12	0
Group A Crimes per 100,000 population	3,437.0	Simple Assault	99	72	0
		Intimidation	11	5	0
		Human Trafficking, Commercial Sex Acts	2	1	0
		Human Trafficking, Involuntary Servitude	0	0	0
Arrest Overview					
Crimes Against Property					
Total Arrests	436	Arson	4	1	0
Adult Arrests	435	Bribery	0	0	0
Juvenile Arrests	1	Burglary/Breaking & Entering	49	10	0
Unknown Age	0	Counterfeiting/Forgery	6	2	0
Arrests per 100,000 population	2,464.7	Destruction/Damage/Vandalism of Property	71	12	0
		Embezzlement	0	0	0
		Extortion/Blackmail	1	0	0
		False Pretenses/Swindle/Confidence Game	19	3	0
		Credit Card/Automatic Teller Fraud	6	0	0
		Impersonation	0	0	0
		Welfare Fraud	0	0	0
		Wire Fraud	3	1	0
		Identity Theft	6	1	0
		Hacking/Computer Invasion	3	0	0
		Robbery	5	2	0
		Pocket-picking	0	0	0
		Purse-snatching	0	0	0
		Shoplifting	36	23	0
		Theft From Building	4	0	0
		Theft From Coin Operated Machine or Device	0	0	0
		Theft From Motor Vehicle	8	0	0
		Theft of Motor Vehicle Parts/Accessories	6	0	0
		All Other Larceny	139	10	0
		Motor Vehicle Theft	16	2	0
		Stolen Property Offenses	3	2	0
Crimes Against Society					
		Drug/Narcotic Violations	90	20	0
		Drug Equipment Violations	11	3	0
		Betting/Wagering	0	0	0
		Operating/Promoting/Assisting Gambling	0	0	0
		Gambling Equipment Violations	0	0	0
		Sports Tampering	0	0	0
		Pornography/Obscene Material	13	3	0
		Prostitution	0	0	0
		Assisting or Promoting Prostitution	0	0	0
		Purchasing Prostitution	0	0	0
		Weapon Law Violations	24	7	0
		Animal Cruelty	0	0	0
Total Group A Offenses			692	204	0
Group B Arrests					
Offense	Adult	Juvenile			
Bad Checks	2	0			
Curfew/Loitering/Vagrancy Violations	0	0			
Disorderly Conduct	2	0			
Driving Under the Influence	13	0			
Drunkenness	14	0			
Family Offenses (Nonviolent)	0	0			
Liquor Law Violations	0	1			
Peeping Tom	0	0			
Trespass of Real Property	18	0			
All Other Offenses	182	0			
Total Group B	231	1			

(*) Offenses are counted using the FBI Units of Count for Crime

(**) The 'Arrests' column shows arrests made for incidents during the selected period, regardless of arrest date. Arrest counts for the same period may change over time.

Pearisburg Police Department - VA0350200 - NIBRS Agency Crime Overview - 2020

2020 Population Estimate		2,636	Offenses (*)	Arrests (**)	
Law Enforcement Employees			Reported	Adult	Juvenile
Group A Offenses					
Crimes Against Persons					
Sworn Male	6	Murder and Nonnegligent Manslaughter	1	0	0
Sworn Female	2	Negligent Manslaughter	0	0	0
Civilian Male	0	Kidnapping/Abduction	0	0	0
Civilian Female	0	Forcible Rape	0	0	0
Total:	8	Forcible Sodomy	2	1	0
		Sexual Assault With An Object	0	0	0
		Forcible Fondling	0	0	0
		Incest	0	0	0
Incident Total	145	Statutory Rape	0	0	0
Offense Total	178	Aggravated Assault	6	2	0
Group A Crimes per 100,000 population	5,500.8	Simple Assault	11	8	0
		Intimidation	1	1	0
		Human Trafficking, Commercial Sex Acts	0	0	0
		Human Trafficking, Involuntary Servitude	0	0	0
Arrest Overview					
Crimes Against Property					
Total Arrests	159	Arson	0	0	0
Adult Arrests	159	Bribery	0	0	0
Juvenile Arrests	0	Burglary/Breaking & Entering	5	1	0
Unknown Age	0	Counterfeiting/Forgery	5	1	0
Arrests per 100,000 population	6,031.9	Destruction/Damage/Vandalism of Property	9	1	0
		Embezzlement	2	0	0
		Extortion/Blackmail	0	0	0
		False Pretenses/Swindle/Confidence Game	14	2	0
		Credit Card/Automatic Teller Fraud	2	1	0
		Impersonation	2	2	0
		Welfare Fraud	0	0	0
		Wire Fraud	0	0	0
		Identity Theft	1	0	0
		Hacking/Computer Invasion	0	0	0
		Robbery	1	1	0
		Pocket-picking	0	0	0
		Purse-snatching	0	0	0
		Shoplifting	45	19	0
		Theft From Building	3	0	0
		Theft From Coin Operated Machine or Device	0	0	0
		Theft From Motor Vehicle	0	0	0
		Theft of Motor Vehicle Parts/Accessories	0	0	0
		All Other Larceny	12	1	0
		Motor Vehicle Theft	1	0	0
		Stolen Property Offenses	0	0	0
Group B Arrests					
Offense	Adult	Juvenile			
Bad Checks	0	0			
Curfew/Loitering/Vagrancy Violations	0	0			
Disorderly Conduct	1	0			
Driving Under the Influence	24	0			
Drunkenness	8	0			
Family Offenses (Nonviolent)	2	0			
Liquor Law Violations	0	0			
Peeping Tom	0	0			
Trespass of Real Property	2	0			
All Other Offenses	47	0			
Total Group B	84	0			
Crimes Against Society					
		Drug/Narcotic Violations	42	32	0
		Drug Equipment Violations	7	0	0
		Betting/Wagering	0	0	0
		Operating/Promoting/Assisting Gambling	0	0	0
		Gambling Equipment Violations	0	0	0
		Sports Tampering	0	0	0
		Pornography/Obscene Material	0	0	0
		Prostitution	0	0	0
		Assisting or Promoting Prostitution	0	0	0
		Purchasing Prostitution	0	0	0
		Weapon Law Violations	6	2	0
		Animal Cruelty	0	0	0
		Total Group A Offenses	178	75	0

(*) Offenses are counted using the FBI Units of Count for Crime

(**) The 'Arrests' column shows arrests made for incidents during the selected period, regardless of arrest date. Arrest counts for the same period may change over time.

Pembroke Police Department - VA0350300 - NIBRS Agency Crime Overview - 2020

2020 Population Estimate		1,081	Offenses (*)	Arrests (**)	
Law Enforcement Employees			Reported	Adult	Juvenile
Group A Offenses					
Crimes Against Persons					
Sworn Male	3	Murder and Nonnegligent Manslaughter	0	0	0
Sworn Female	0	Negligent Manslaughter	0	0	0
Civilian Male	0	Kidnapping/Abduction	3	0	0
Civilian Female	0	Forcible Rape	0	0	0
Total:	3	Forcible Sodomy	0	0	0
		Sexual Assault With An Object	0	0	0
		Forcible Fondling	0	0	0
		Incest	0	0	0
Incident Total	26	Statutory Rape	0	0	0
Offense Total	31	Aggravated Assault	2	0	0
Group A Crimes per 100,000 population	2,405.2	Simple Assault	3	2	0
		Intimidation	0	0	0
		Human Trafficking, Commercial Sex Acts	0	0	0
		Human Trafficking, Involuntary Servitude	0	0	0
Arrest Overview					
Crimes Against Property					
Total Arrests	16	Arson	1	0	0
Adult Arrests	16	Bribery	0	0	0
Juvenile Arrests	0	Burglary/Breaking & Entering	3	0	0
Unknown Age	0	Counterfeiting/Forgery	0	0	0
Arrests per 100,000 population	1,480.1	Destruction/Damage/Vandalism of Property	4	0	0
		Embezzlement	0	0	0
		Extortion/Blackmail	0	0	0
		False Pretenses/Swindle/Confidence Game	0	0	0
		Credit Card/Automatic Teller Fraud	0	0	0
		Impersonation	0	0	0
		Welfare Fraud	0	0	0
		Wire Fraud	0	0	0
		Identity Theft	0	0	0
		Hacking/Computer Invasion	0	0	0
		Robbery	0	0	0
		Pocket-picking	0	0	0
		Purse-snatching	0	0	0
		Shoplifting	3	1	0
		Theft From Building	0	0	0
		Theft From Coin Operated Machine or Device	0	0	0
		Theft From Motor Vehicle	0	0	0
		Theft of Motor Vehicle Parts/Accessories	1	0	0
		All Other Larceny	6	0	0
		Motor Vehicle Theft	1	0	0
		Stolen Property Offenses	1	1	0
Crimes Against Society					
		Drug/Narcotic Violations	3	1	0
		Drug Equipment Violations	0	0	0
		Betting/Wagering	0	0	0
		Operating/Promoting/Assisting Gambling	0	0	0
		Gambling Equipment Violations	0	0	0
		Sports Tampering	0	0	0
		Pornography/Obscene Material	0	0	0
		Prostitution	0	0	0
		Assisting or Promoting Prostitution	0	0	0
		Purchasing Prostitution	0	0	0
		Weapon Law Violations	0	0	0
		Animal Cruelty	0	0	0
		Total Group A Offenses	31	5	0
Group B Arrests					
Offense	Adult	Juvenile			
Bad Checks	0	0			
Curfew/Loitering/Vagrancy Violations	0	0			
Disorderly Conduct	2	0			
Driving Under the Influence	4	0			
Drunkenness	2	0			
Family Offenses (Nonviolent)	0	0			
Liquor Law Violations	0	0			
Peeping Tom	0	0			
Trespass of Real Property	0	0			
All Other Offenses	3	0			
Total Group B	11	0			

(*) Offenses are counted using the FBI Units of Count for Crime

(**) The 'Arrests' column shows arrests made for incidents during the selected period, regardless of arrest date. Arrest counts for the same period may change over time.

Pennington Gap Police Department - VA0520200 - NIBRS Agency Crime Overview - 2020

2020 Population Estimate		1,721	Offenses (*)	Arrests (**)	
Law Enforcement Employees			Reported	Adult	Juvenile
Group A Offenses					
Crimes Against Persons					
Sworn Male	6	Murder and Nonnegligent Manslaughter	0	0	0
Sworn Female	0	Negligent Manslaughter	0	0	0
Civilian Male	0	Kidnapping/Abduction	0	0	0
Civilian Female	0	Forcible Rape	0	0	0
Total:	6	Forcible Sodomy	0	0	0
		Sexual Assault With An Object	0	0	0
		Forcible Fondling	1	0	0
		Incest	0	0	0
Incident Total	119	Statutory Rape	0	0	0
Offense Total	141	Aggravated Assault	4	2	0
Group A Crimes per 100,000 population	6,914.6	Simple Assault	11	3	0
		Intimidation	0	0	0
		Human Trafficking, Commercial Sex Acts	0	0	0
		Human Trafficking, Involuntary Servitude	0	0	0
Arrest Overview					
Crimes Against Property					
Total Arrests	62	Arson	0	0	0
Adult Arrests	62	Bribery	0	0	0
Juvenile Arrests	0	Burglary/Breaking & Entering	14	0	0
Unknown Age	0	Counterfeiting/Forgery	1	0	0
Arrests per 100,000 population	3,602.6	Destruction/Damage/Vandalism of Property	23	1	0
		Embezzlement	0	0	0
		Extortion/Blackmail	0	0	0
		False Pretenses/Swindle/Confidence Game	0	0	0
		Credit Card/Automatic Teller Fraud	4	2	0
		Impersonation	0	0	0
		Welfare Fraud	0	0	0
		Wire Fraud	1	0	0
		Identity Theft	1	0	0
		Hacking/Computer Invasion	0	0	0
		Robbery	0	0	0
		Pocket-picking	0	0	0
		Purse-snatching	0	0	0
		Shoplifting	3	0	0
		Theft From Building	12	0	0
		Theft From Coin Operated Machine or Device	0	0	0
		Theft From Motor Vehicle	3	0	0
		Theft of Motor Vehicle Parts/Accessories	2	0	0
		All Other Larceny	27	2	0
		Motor Vehicle Theft	3	0	0
		Stolen Property Offenses	1	1	0
Group B Arrests					
Offense	Adult	Juvenile			
Bad Checks	0	0			
Curfew/Loitering/Vagrancy Violations	0	0			
Disorderly Conduct	0	0			
Driving Under the Influence	6	0			
Drunkenness	15	0			
Family Offenses (Nonviolent)	0	0			
Liquor Law Violations	0	0			
Peeping Tom	0	0			
Trespass of Real Property	1	0			
All Other Offenses	17	0			
Total Group B	39	0			
Crimes Against Society					
		Drug/Narcotic Violations	21	11	0
		Drug Equipment Violations	4	1	0
		Betting/Wagering	0	0	0
		Operating/Promoting/Assisting Gambling	0	0	0
		Gambling Equipment Violations	0	0	0
		Sports Tampering	0	0	0
		Pornography/Obscene Material	0	0	0
		Prostitution	0	0	0
		Assisting or Promoting Prostitution	0	0	0
		Purchasing Prostitution	0	0	0
		Weapon Law Violations	5	0	0
		Animal Cruelty	0	0	0
		Total Group A Offenses	141	23	0

(*) Offenses are counted using the FBI Units of Count for Crime

(**) The 'Arrests' column shows arrests made for incidents during the selected period, regardless of arrest date. Arrest counts for the same period may change over time.

Petersburg Bureau Of Police - VA1190000 - NIBRS Agency Crime Overview - 2020

2020 Population Estimate		31,622	Offenses (*)	Arrests (**)	
Law Enforcement Employees			Reported	Adult	Juvenile
Group A Offenses					
Crimes Against Persons					
Sworn Male	71	Murder and Nonnegligent Manslaughter	24	5	0
Sworn Female	15	Negligent Manslaughter	1	1	0
Civilian Male	1	Kidnapping/Abduction	4	6	0
Civilian Female	20	Forcible Rape	12	1	0
Total:	107	Forcible Sodomy	1	0	0
		Sexual Assault With An Object	1	0	0
		Forcible Fondling	9	6	0
		Incest	0	0	0
Incident Total	2,036	Statutory Rape	0	0	0
Offense Total	2,346	Aggravated Assault	141	61	3
Group A Crimes per 100,000 population	6,438.6	Simple Assault	283	150	1
		Intimidation	12	2	0
		Human Trafficking, Commercial Sex Acts	0	0	0
		Human Trafficking, Involuntary Servitude	0	0	0
		Crimes Against Property			
Total Arrests	1,582	Arson	1	2	0
Adult Arrests	1,557	Bribery	0	0	0
Juvenile Arrests	14	Burglary/Breaking & Entering	92	10	0
Unknown Age	11	Counterfeiting/Forgery	10	2	0
Arrests per 100,000 population	5,002.8	Destruction/Damage/Vandalism of Property	353	30	0
		Embezzlement	4	2	0
		Extortion/Blackmail	0	0	0
		False Pretenses/Swindle/Confidence Game	18	5	0
		Credit Card/Automatic Teller Fraud	23	2	0
		Impersonation	7	0	0
		Welfare Fraud	0	0	0
		Wire Fraud	8	0	0
		Identity Theft	0	0	0
		Hacking/Computer Invasion	0	0	0
		Robbery	20	12	0
		Pocket-picking	1	0	0
		Purse-snatching	1	0	0
		Shoplifting	80	29	0
		Theft From Building	47	0	0
		Theft From Coin Operated Machine or Device	1	0	0
		Theft From Motor Vehicle	144	0	0
		Theft of Motor Vehicle Parts/Accessories	184	0	0
		All Other Larceny	153	63	0
		Motor Vehicle Theft	110	0	0
		Stolen Property Offenses	3	7	1
		Crimes Against Society			
		Drug/Narcotic Violations	288	197	0
		Drug Equipment Violations	25	4	0
		Betting/Wagering	0	0	0
		Operating/Promoting/Assisting Gambling	0	0	0
		Gambling Equipment Violations	0	0	0
		Sports Tampering	0	0	0
		Pornography/Obscene Material	1	0	0
		Prostitution	1	0	0
		Assisting or Promoting Prostitution	0	0	0
		Purchasing Prostitution	0	0	0
		Weapon Law Violations	283	100	6
		Animal Cruelty	0	0	0
		Total Group A Offenses	2,346	697	11
Group B Arrests					
Offense	Adult	Juvenile			
Bad Checks	0	0			
Curfew/Loitering/Vagrancy Violations	5	0			
Disorderly Conduct	40	0			
Driving Under the Influence	59	0			
Drunkenness	53	0			
Family Offenses (Nonviolent)	19	0			
Liquor Law Violations	9	1			
Peeping Tom	0	0			
Trespass of Real Property	40	0			
All Other Offenses	635	2			
Total Group B	860	3			

(*) Offenses are counted using the FBI Units of Count for Crime

(**) The 'Arrests' column shows arrests made for incidents during the selected period, regardless of arrest date. Arrest counts for the same period may change over time.

Pittsylvania CO Sheriff Office - VA0710000 - NIBRS Agency Crime Overview - 2020

2020 Population Estimate		57,261	Offenses (*)	Arrests (**)	
Law Enforcement Employees			Reported	Adult	Juvenile
Group A Offenses					
Crimes Against Persons					
Sworn Male	89	Murder and Nonnegligent Manslaughter	3	1	0
Sworn Female	22	Negligent Manslaughter	0	0	0
Civilian Male	1	Kidnapping/Abduction	9	7	0
Civilian Female	15	Forcible Rape	18	4	0
Total:	127	Forcible Sodomy	7	0	0
		Sexual Assault With An Object	1	1	0
		Forcible Fondling	20	3	0
		Incest	0	0	0
Incident Total	1,132	Statutory Rape	0	0	0
Offense Total	1,312	Aggravated Assault	45	25	0
Group A Crimes per 100,000 population	1,976.9	Simple Assault	328	123	1
		Intimidation	1	0	0
		Human Trafficking, Commercial Sex Acts	0	0	0
		Human Trafficking, Involuntary Servitude	1	0	0
Arrest Overview					
Crimes Against Property					
Total Arrests	724	Arson	6	0	0
Adult Arrests	716	Bribery	0	0	0
Juvenile Arrests	8	Burglary/Breaking & Entering	85	3	0
Unknown Age	0	Counterfeiting/Forgery	10	2	0
Arrests per 100,000 population	1,264.4	Destruction/Damage/Vandalism of Property	99	6	1
		Embezzlement	4	0	0
		Extortion/Blackmail	5	0	0
		False Pretenses/Swindle/Confidence Game	4	0	0
		Credit Card/Automatic Teller Fraud	30	0	0
		Impersonation	0	1	0
		Welfare Fraud	0	0	0
		Wire Fraud	40	0	0
		Identity Theft	13	0	0
		Hacking/Computer Invasion	3	0	0
		Robbery	4	2	0
		Pocket-picking	0	0	0
		Purse-snatching	0	0	0
		Shoplifting	10	1	0
		Theft From Building	43	0	0
		Theft From Coin Operated Machine or Device	0	0	0
		Theft From Motor Vehicle	48	0	0
		Theft of Motor Vehicle Parts/Accessories	15	0	0
		All Other Larceny	137	20	1
		Motor Vehicle Theft	15	1	0
		Stolen Property Offenses	6	3	0
Group B Arrests					
Offense	Adult	Juvenile			
Bad Checks	1	0			
Curfew/Loitering/Vagrancy Violations	0	0			
Disorderly Conduct	2	0			
Driving Under the Influence	20	0			
Drunkenness	49	0			
Family Offenses (Nonviolent)	15	0			
Liquor Law Violations	2	0			
Peeping Tom	0	0			
Trespass of Real Property	24	0			
All Other Offenses	339	3			
Total Group B	452	3			
Crimes Against Society					
		Drug/Narcotic Violations	196	46	2
		Drug Equipment Violations	46	2	0
		Betting/Wagering	0	0	0
		Operating/Promoting/Assisting Gambling	0	0	0
		Gambling Equipment Violations	0	0	0
		Sports Tampering	0	0	0
		Pornography/Obscene Material	18	0	0
		Prostitution	0	0	0
		Assisting or Promoting Prostitution	0	0	0
		Purchasing Prostitution	0	0	0
		Weapon Law Violations	42	13	0
		Animal Cruelty	0	0	0
		Total Group A Offenses	1,312	264	5

(*) Offenses are counted using the FBI Units of Count for Crime

(**) The 'Arrests' column shows arrests made for incidents during the selected period, regardless of arrest date. Arrest counts for the same period may change over time.

Pocahontas Police Department - VA0920200 - NIBRS Agency Crime Overview - 2020

2020 Population Estimate			353		Offenses (*)	Arrests (**)	
				Group A Offenses	Reported	Adult	Juvenile
Law Enforcement Employees				Crimes Against Persons			
Sworn Male		1		Murder and Nonnegligent Manslaughter	0	0	0
Sworn Female		0		Negligent Manslaughter	0	0	0
Civilian Male		0		Kidnapping/Abduction	0	0	0
Civilian Female		0		Forcible Rape	0	0	0
Total:		1		Forcible Sodomy	0	0	0
				Sexual Assault With An Object	0	0	0
				Forcible Fondling	0	0	0
Offense Overview				Incest	0	0	0
Incident Total		1		Statutory Rape	0	0	0
Offense Total		1		Aggravated Assault	0	0	0
Group A Crimes per 100,000 population		283.3		Simple Assault	0	0	0
				Intimidation	0	0	0
				Human Trafficking, Commercial Sex Acts	0	0	0
				Human Trafficking, Involuntary Servitude	0	0	0
Arrest Overview				Crimes Against Property			
Total Arrests		0		Arson	0	0	0
Adult Arrests		0		Bribery	0	0	0
Juvenile Arrests		0		Burglary/Breaking & Entering	0	0	0
Unknown Age		0		Counterfeiting/Forgery	0	0	0
Arrests per 100,000 population		0.0		Destruction/Damage/Vandalism of Property	0	0	0
				Embezzlement	0	0	0
				Extortion/Blackmail	0	0	0
				False Pretenses/Swindle/Confidence Game	0	0	0
				Credit Card/Automatic Teller Fraud	0	0	0
				Impersonation	0	0	0
				Welfare Fraud	0	0	0
				Wire Fraud	0	0	0
				Identity Theft	0	0	0
				Hacking/Computer Invasion	0	0	0
				Robbery	0	0	0
				Pocket-picking	0	0	0
				Purse-snatching	0	0	0
				Shoplifting	0	0	0
				Theft From Building	0	0	0
				Theft From Coin Operated Machine or Device	0	0	0
				Theft From Motor Vehicle	1	0	0
				Theft of Motor Vehicle Parts/Accessories	0	0	0
				All Other Larceny	0	0	0
				Motor Vehicle Theft	0	0	0
				Stolen Property Offenses	0	0	0
				Crimes Against Society			
				Drug/Narcotic Violations	0	0	0
				Drug Equipment Violations	0	0	0
				Betting/Wagering	0	0	0
				Operating/Promoting/Assisting Gambling	0	0	0
				Gambling Equipment Violations	0	0	0
				Sports Tampering	0	0	0
				Pornography/Obscene Material	0	0	0
				Prostitution	0	0	0
				Assisting or Promoting Prostitution	0	0	0
				Purchasing Prostitution	0	0	0
				Weapon Law Violations	0	0	0
				Animal Cruelty	0	0	0
				Total Group A Offenses	1	0	0
Group B Arrests							
Offense	Adult	Juvenile					
Bad Checks	0	0					
Curfew/Loitering/Vagrancy Violations	0	0					
Disorderly Conduct	0	0					
Driving Under the Influence	0	0					
Drunkenness	0	0					
Family Offenses (Nonviolent)	0	0					
Liquor Law Violations	0	0					
Peeping Tom	0	0					
Trespass of Real Property	0	0					
All Other Offenses	0	0					
Total Group B	0	0					

(*) Offenses are counted using the FBI Units of Count for Crime

(**) The 'Arrests' column shows arrests made for incidents during the selected period, regardless of arrest date. Arrest counts for the same period may change over time.

Poquoson Police Department - VA0980100 - NIBRS Agency Crime Overview - 2020

2020 Population Estimate		12,466	Offenses (*)	Arrests (**)	
Law Enforcement Employees			Reported	Adult	Juvenile
Group A Offenses					
Crimes Against Persons					
Sworn Male	19	Murder and Nonnegligent Manslaughter	0	0	0
Sworn Female	5	Negligent Manslaughter	0	0	0
Civilian Male	1	Kidnapping/Abduction	1	1	0
Civilian Female	3	Forcible Rape	4	1	0
Total:	28	Forcible Sodomy	0	0	0
		Sexual Assault With An Object	2	0	1
		Forcible Fondling	5	1	0
		Incest	0	0	0
Incident Total	430	Statutory Rape	0	0	0
Offense Total	473	Aggravated Assault	21	6	0
Group A Crimes per 100,000 population	3,449.4	Simple Assault	87	29	0
		Intimidation	15	3	0
		Human Trafficking, Commercial Sex Acts	0	0	0
		Human Trafficking, Involuntary Servitude	0	0	0
Arrest Overview					
Crimes Against Property					
Total Arrests	181	Arson	2	0	0
Adult Arrests	174	Bribery	0	0	0
Juvenile Arrests	7	Burglary/Breaking & Entering	6	0	0
Unknown Age	0	Counterfeiting/Forgery	3	1	0
Arrests per 100,000 population	1,451.9	Destruction/Damage/Vandalism of Property	63	1	0
		Embezzlement	3	0	0
		Extortion/Blackmail	3	0	0
		False Pretenses/Swindle/Confidence Game	27	1	0
		Credit Card/Automatic Teller Fraud	9	0	0
		Impersonation	9	0	0
		Welfare Fraud	0	0	0
		Wire Fraud	4	1	0
		Identity Theft	0	0	0
		Hacking/Computer Invasion	1	0	0
		Robbery	1	0	0
		Pocket-picking	0	0	0
		Purse-snatching	0	0	0
		Shoplifting	5	1	0
		Theft From Building	4	0	0
		Theft From Coin Operated Machine or Device	1	0	0
		Theft From Motor Vehicle	43	0	0
		Theft of Motor Vehicle Parts/Accessories	4	0	0
		All Other Larceny	29	3	0
		Motor Vehicle Theft	1	2	0
		Stolen Property Offenses	3	2	0
Crimes Against Society					
		Drug/Narcotic Violations	82	20	2
		Drug Equipment Violations	12	1	0
		Betting/Wagering	0	0	0
		Operating/Promoting/Assisting Gambling	0	0	0
		Gambling Equipment Violations	0	0	0
		Sports Tampering	0	0	0
		Pornography/Obscene Material	15	3	0
		Prostitution	0	0	0
		Assisting or Promoting Prostitution	0	0	0
		Purchasing Prostitution	0	0	0
		Weapon Law Violations	8	1	0
		Animal Cruelty	0	0	0
Total Group A Offenses			473	78	3
Group B Arrests					
Offense	Adult	Juvenile			
Bad Checks	0	0			
Curfew/Loitering/Vagrancy Violations	0	0			
Disorderly Conduct	2	0			
Driving Under the Influence	27	0			
Drunkenness	8	0			
Family Offenses (Nonviolent)	0	0			
Liquor Law Violations	4	1			
Peeping Tom	0	0			
Trespass of Real Property	4	0			
All Other Offenses	51	3			
Total Group B	96	4			

(*) Offenses are counted using the FBI Units of Count for Crime

(**) The 'Arrests' column shows arrests made for incidents during the selected period, regardless of arrest date. Arrest counts for the same period may change over time.

Portsmouth Police Department - VA1200000 - NIBRS Agency Crime Overview - 2020

2020 Population Estimate		95,137	Offenses (*)	Arrests (**)	
Law Enforcement Employees			Reported	Adult	Juvenile
Sworn Male		149	Group A Offenses		
Sworn Female		50	Crimes Against Persons		
Civilian Male		13	Murder and Nonnegligent Manslaughter	34	15
Civilian Female		37	Negligent Manslaughter	0	0
Total:		249	Kidnapping/Abduction	40	32
			Forcible Rape	17	4
			Forcible Sodomy	9	1
			Sexual Assault With An Object	0	0
			Forcible Fondling	21	3
			Incest	0	0
			Statutory Rape	0	0
			Aggravated Assault	599	137
			Simple Assault	1,843	401
			Intimidation	192	9
			Human Trafficking, Commercial Sex Acts	0	0
			Human Trafficking, Involuntary Servitude	0	0
			Crimes Against Property		
			Arson	7	1
			Bribery	0	0
			Burglary/Breaking & Entering	458	34
			Counterfeiting/Forgery	65	6
			Destruction/Damage/Vandalism of Property	1,734	27
			Embezzlement	21	2
			Extortion/Blackmail	6	1
			False Pretenses/Swindle/Confidence Game	388	6
			Credit Card/Automatic Teller Fraud	130	1
			Impersonation	18	5
			Welfare Fraud	0	0
			Wire Fraud	4	0
			Identity Theft	57	0
			Hacking/Computer Invasion	0	0
			Robbery	222	31
			Pocket-picking	2	0
			Purse-snatching	1	0
			Shoplifting	733	48
			Theft From Building	183	0
			Theft From Coin Operated Machine or Device	11	0
			Theft From Motor Vehicle	926	0
			Theft of Motor Vehicle Parts/Accessories	847	0
			All Other Larceny	660	167
			Motor Vehicle Theft	521	19
			Stolen Property Offenses	19	6
			Crimes Against Society		
			Drug/Narcotic Violations	276	123
			Drug Equipment Violations	65	7
			Betting/Wagering	0	0
			Operating/Promoting/Assisting Gambling	0	0
			Gambling Equipment Violations	0	0
			Sports Tampering	0	0
			Pornography/Obscene Material	14	0
			Prostitution	7	7
			Assisting or Promoting Prostitution	2	0
			Purchasing Prostitution	0	0
			Weapon Law Violations	224	62
			Animal Cruelty	4	0
			Total Group A Offenses	10,360	1,155
					17
Offense Overview					
Incident Total		9,081			
Offense Total		10,360			
Group A Crimes per 100,000 population		9,545.2			
Arrest Overview					
Total Arrests		2,093			
Adult Arrests		2,031			
Juvenile Arrests		62			
Unknown Age		0			
Arrests per 100,000 population		2,200.0			
Group B Arrests					
Offense	Adult	Juvenile			
Bad Checks	0	0			
Curfew/Loitering/Vagrancy Violations	0	30			
Disorderly Conduct	7	0			
Driving Under the Influence	108	0			
Drunkenness	82	0			
Family Offenses (Nonviolent)	14	0			
Liquor Law Violations	4	0			
Peeping Tom	0	0			
Trespass of Real Property	44	0			
All Other Offenses	617	15			
Total Group B	876	45			

(*) Offenses are counted using the FBI Units of Count for Crime

(**) The 'Arrests' column shows arrests made for incidents during the selected period, regardless of arrest date. Arrest counts for the same period may change over time.

Pound Police Department - VA0960400 - NIBRS Agency Crime Overview - 2020

2020 Population Estimate		353	Offenses (*)	Arrests (**)	
Law Enforcement Employees			Reported	Adult	Juvenile
Group A Offenses					
Crimes Against Persons					
Sworn Male	4	Murder and Nonnegligent Manslaughter	0	0	0
Sworn Female	0	Negligent Manslaughter	0	0	0
Civilian Male	0	Kidnapping/Abduction	0	0	0
Civilian Female	0	Forcible Rape	0	0	0
Total:	4	Forcible Sodomy	0	0	0
		Sexual Assault With An Object	0	0	0
		Forcible Fondling	0	0	0
		Incest	0	0	0
Incident Total	8	Statutory Rape	0	0	0
Offense Total	10	Aggravated Assault	0	0	0
Group A Crimes per 100,000 population	2,266.3	Simple Assault	6	1	0
		Intimidation	0	0	0
		Human Trafficking, Commercial Sex Acts	0	0	0
		Human Trafficking, Involuntary Servitude	0	0	0
Arrest Overview					
Crimes Against Property					
Total Arrests	10	Arson	0	0	0
Adult Arrests	10	Bribery	0	0	0
Juvenile Arrests	0	Burglary/Breaking & Entering	0	0	0
Unknown Age	0	Counterfeiting/Forgery	0	0	0
Arrests per 100,000 population	2,832.9	Destruction/Damage/Vandalism of Property	0	0	0
		Embezzlement	0	0	0
		Extortion/Blackmail	0	0	0
		False Pretenses/Swindle/Confidence Game	0	0	0
		Credit Card/Automatic Teller Fraud	0	0	0
		Impersonation	0	0	0
		Welfare Fraud	0	0	0
		Wire Fraud	0	0	0
		Identity Theft	0	0	0
		Hacking/Computer Invasion	0	0	0
		Robbery	0	0	0
		Pocket-picking	0	0	0
		Purse-snatching	0	0	0
		Shoplifting	0	0	0
		Theft From Building	0	0	0
		Theft From Coin Operated Machine or Device	0	0	0
		Theft From Motor Vehicle	1	0	0
		Theft of Motor Vehicle Parts/Accessories	0	0	0
		All Other Larceny	0	0	0
		Motor Vehicle Theft	1	0	0
		Stolen Property Offenses	0	0	0
Group B Arrests					
Offense	Adult	Juvenile			
Bad Checks	0	0			
Curfew/Loitering/Vagrancy Violations	0	0			
Disorderly Conduct	0	0			
Driving Under the Influence	2	0			
Drunkenness	5	0			
Family Offenses (Nonviolent)	0	0			
Liquor Law Violations	0	0			
Peeping Tom	0	0			
Trespass of Real Property	0	0			
All Other Offenses	2	0			
Total Group B	9	0			
Crimes Against Society					
		Drug/Narcotic Violations	2	0	0
		Drug Equipment Violations	0	0	0
		Betting/Wagering	0	0	0
		Operating/Promoting/Assisting Gambling	0	0	0
		Gambling Equipment Violations	0	0	0
		Sports Tampering	0	0	0
		Pornography/Obscene Material	0	0	0
		Prostitution	0	0	0
		Assisting or Promoting Prostitution	0	0	0
		Purchasing Prostitution	0	0	0
		Weapon Law Violations	0	0	0
		Animal Cruelty	0	0	0
		Total Group A Offenses	10	1	0

(*) Offenses are counted using the FBI Units of Count for Crime

(**) The 'Arrests' column shows arrests made for incidents during the selected period, regardless of arrest date. Arrest counts for the same period may change over time.

Powhatan Sheriff's Office - VA0720000 - NIBRS Agency Crime Overview - 2020

2020 Population Estimate		30,305	Offenses (*)	Arrests (**)	
Law Enforcement Employees			Reported	Adult	Juvenile
Group A Offenses					
Crimes Against Persons					
Sworn Male	31	Murder and Nonnegligent Manslaughter	0	0	0
Sworn Female	10	Negligent Manslaughter	0	0	0
Civilian Male	1	Kidnapping/Abduction	4	0	0
Civilian Female	3	Forcible Rape	1	1	0
Total:	45	Forcible Sodomy	1	0	1
		Sexual Assault With An Object	2	0	0
		Forcible Fondling	8	0	0
		Incest	0	0	0
Incident Total	740	Statutory Rape	0	0	0
Offense Total	856	Aggravated Assault	34	12	0
Group A Crimes per 100,000 population	2,441.8	Simple Assault	227	51	2
		Intimidation	16	5	0
		Human Trafficking, Commercial Sex Acts	0	0	0
		Human Trafficking, Involuntary Servitude	0	0	0
Arrest Overview					
Crimes Against Property					
Total Arrests	380	Arson	2	1	0
Adult Arrests	374	Bribery	0	0	0
Juvenile Arrests	6	Burglary/Breaking & Entering	16	0	0
Unknown Age	0	Counterfeiting/Forgery	12	0	0
Arrests per 100,000 population	1,253.9	Destruction/Damage/Vandalism of Property	116	7	0
		Embezzlement	9	2	0
		Extortion/Blackmail	0	0	0
		False Pretenses/Swindle/Confidence Game	22	2	0
		Credit Card/Automatic Teller Fraud	31	3	0
		Impersonation	18	2	0
		Welfare Fraud	0	0	0
		Wire Fraud	2	0	0
		Identity Theft	3	0	0
		Hacking/Computer Invasion	0	0	0
		Robbery	0	0	0
		Pocket-picking	5	3	0
		Purse-snatching	0	0	0
		Shoplifting	14	4	0
		Theft From Building	3	0	0
		Theft From Coin Operated Machine or Device	0	0	0
		Theft From Motor Vehicle	18	1	0
		Theft of Motor Vehicle Parts/Accessories	0	0	0
		All Other Larceny	155	35	0
		Motor Vehicle Theft	9	2	0
		Stolen Property Offenses	2	0	0
Group B Arrests					
Offense	Adult	Juvenile			
Bad Checks	1	0			
Curfew/Loitering/Vagrancy Violations	0	0			
Disorderly Conduct	2	0			
Driving Under the Influence	82	0			
Drunkenness	13	0			
Family Offenses (Nonviolent)	1	0			
Liquor Law Violations	0	0			
Peeping Tom	0	0			
Trespass of Real Property	12	0			
All Other Offenses	84	3			
Total Group B	195	3			
Crimes Against Society					
		Drug/Narcotic Violations	88	41	0
		Drug Equipment Violations	5	0	0
		Betting/Wagering	0	0	0
		Operating/Promoting/Assisting Gambling	0	0	0
		Gambling Equipment Violations	0	0	0
		Sports Tampering	0	0	0
		Pornography/Obscene Material	11	3	0
		Prostitution	0	0	0
		Assisting or Promoting Prostitution	0	0	0
		Purchasing Prostitution	0	0	0
		Weapon Law Violations	15	4	0
		Animal Cruelty	7	0	0
		Total Group A Offenses	856	179	3

(*) Offenses are counted using the FBI Units of Count for Crime

(**) The 'Arrests' column shows arrests made for incidents during the selected period, regardless of arrest date. Arrest counts for the same period may change over time.

Prince Edward County Sheriff's Department - VA0730000 - NIBRS Agency Crime Overview - 2020

2020 Population Estimate		15,236	Offenses (*)	Arrests (**)	
Law Enforcement Employees			Reported	Adult	Juvenile
Sworn Male		22	Group A Offenses		
Sworn Female		4	Crimes Against Persons		
Civilian Male		4	Murder and Nonnegligent Manslaughter	0	0
Civilian Female		3	Negligent Manslaughter	0	0
Total:		33	Kidnapping/Abduction	0	0
			Forcible Rape	3	0
			Forcible Sodomy	1	0
			Sexual Assault With An Object	0	0
			Forcible Fondling	3	0
			Incest	0	0
Incident Total		216	Statutory Rape	0	0
Offense Total		232	Aggravated Assault	16	3
Group A Crimes per 100,000 population		1,417.7	Simple Assault	37	6
			Intimidation	1	0
			Human Trafficking, Commercial Sex Acts	0	0
			Human Trafficking, Involuntary Servitude	0	0
Arrest Overview			Crimes Against Property		
Total Arrests		53	Arson	2	0
Adult Arrests		52	Bribery	0	0
Juvenile Arrests		1	Burglary/Breaking & Entering	11	0
Unknown Age		0	Counterfeiting/Forgery	4	0
Arrests per 100,000 population		347.9	Destruction/Damage/Vandalism of Property	31	0
			Embezzlement	2	0
			Extortion/Blackmail	0	0
			False Pretenses/Swindle/Confidence Game	16	1
			Credit Card/Automatic Teller Fraud	1	0
			Impersonation	2	0
			Welfare Fraud	0	0
			Wire Fraud	0	0
			Identity Theft	0	0
			Hacking/Computer Invasion	0	0
			Robbery	1	0
			Pocket-picking	0	0
			Purse-snatching	0	0
			Shoplifting	0	0
			Theft From Building	20	0
			Theft From Coin Operated Machine or Device	0	0
			Theft From Motor Vehicle	9	0
			Theft of Motor Vehicle Parts/Accessories	4	0
			All Other Larceny	30	1
			Motor Vehicle Theft	8	0
			Stolen Property Offenses	0	0
			Crimes Against Society		
			Drug/Narcotic Violations	19	6
			Drug Equipment Violations	1	0
			Betting/Wagering	0	0
			Operating/Promoting/Assisting Gambling	0	0
			Gambling Equipment Violations	0	0
			Sports Tampering	0	0
			Pornography/Obscene Material	0	0
			Prostitution	0	0
			Assisting or Promoting Prostitution	0	0
			Purchasing Prostitution	0	0
			Weapon Law Violations	10	4
			Animal Cruelty	0	0
			Total Group A Offenses	232	21
					1
Group B Arrests					
Offense	Adult	Juvenile			
Bad Checks	0	0			
Curfew/Loitering/Vagrancy Violations	0	0			
Disorderly Conduct	0	0			
Driving Under the Influence	18	0			
Drunkenness	6	0			
Family Offenses (Nonviolent)	0	0			
Liquor Law Violations	0	0			
Peeping Tom	0	0			
Trespass of Real Property	0	0			
All Other Offenses	7	0			
Total Group B	31	0			

(*) Offenses are counted using the FBI Units of Count for Crime

(**) The 'Arrests' column shows arrests made for incidents during the selected period, regardless of arrest date. Arrest counts for the same period may change over time.

Prince George County Police Department - VA0740100 - NIBRS Agency Crime Overview - 2020

2020 Population Estimate		37,633	Offenses (*)	Arrests (**)	
Law Enforcement Employees			Reported	Adult	Juvenile
Group A Offenses					
Crimes Against Persons					
Sworn Male	47	Murder and Nonnegligent Manslaughter	1	1	0
Sworn Female	7	Negligent Manslaughter	1	1	0
Civilian Male	4	Kidnapping/Abduction	5	2	1
Civilian Female	15	Forcible Rape	5	0	0
Total:	73	Forcible Sodomy	8	3	0
		Sexual Assault With An Object	0	0	0
		Forcible Fondling	28	7	2
		Incest	0	0	0
Incident Total	1,320	Statutory Rape	1	0	0
Offense Total	1,653	Aggravated Assault	98	34	2
Group A Crimes per 100,000 population	3,507.6	Simple Assault	282	82	11
		Intimidation	47	8	0
		Human Trafficking, Commercial Sex Acts	1	0	0
		Human Trafficking, Involuntary Servitude	0	0	0
Arrest Overview					
Crimes Against Property					
Total Arrests	840	Arson	2	2	0
Adult Arrests	797	Bribery	0	0	0
Juvenile Arrests	43	Burglary/Breaking & Entering	55	7	0
Unknown Age	0	Counterfeiting/Forgery	13	4	0
Arrests per 100,000 population	2,232.1	Destruction/Damage/Vandalism of Property	174	21	0
		Embezzlement	5	1	0
		Extortion/Blackmail	6	0	0
		False Pretenses/Swindle/Confidence Game	47	10	0
		Credit Card/Automatic Teller Fraud	31	0	0
		Impersonation	5	0	0
		Welfare Fraud	4	0	0
		Wire Fraud	18	0	0
		Identity Theft	24	1	0
		Hacking/Computer Invasion	5	0	0
		Robbery	9	5	0
		Pocket-picking	2	0	0
		Purse-snatching	1	0	0
		Shoplifting	67	21	0
		Theft From Building	56	5	0
		Theft From Coin Operated Machine or Device	4	6	0
		Theft From Motor Vehicle	62	2	2
		Theft of Motor Vehicle Parts/Accessories	46	1	0
		All Other Larceny	89	10	1
		Motor Vehicle Theft	42	3	1
		Stolen Property Offenses	14	6	0
Group B Arrests					
Offense	Adult	Juvenile			
Bad Checks	2	0			
Curfew/Loitering/Vagrancy Violations	4	2			
Disorderly Conduct	17	8			
Driving Under the Influence	60	0			
Drunkenness	27	0			
Family Offenses (Nonviolent)	14	0			
Liquor Law Violations	4	0			
Peeping Tom	0	0			
Trespass of Real Property	30	1			
All Other Offenses	191	4			
Total Group B	349	15			
Crimes Against Society					
		Drug/Narcotic Violations	240	168	6
		Drug Equipment Violations	68	0	0
		Betting/Wagering	0	0	0
		Operating/Promoting/Assisting Gambling	0	0	0
		Gambling Equipment Violations	0	0	0
		Sports Tampering	0	0	0
		Pornography/Obscene Material	10	1	0
		Prostitution	0	0	0
		Assisting or Promoting Prostitution	0	0	0
		Purchasing Prostitution	5	5	0
		Weapon Law Violations	66	27	1
		Animal Cruelty	6	4	1
		Total Group A Offenses	1,653	448	28

(*) Offenses are counted using the FBI Units of Count for Crime

(**) The 'Arrests' column shows arrests made for incidents during the selected period, regardless of arrest date. Arrest counts for the same period may change over time.

Prince William County Police Department - VA0750300 - NIBRS Agency Crime Overview - 2020

2020 Population Estimate		459,260	Offenses (*)	Arrests (**)	
Law Enforcement Employees			Reported	Adult	Juvenile
Sworn Male		562	Group A Offenses		
Sworn Female		97	Crimes Against Persons		
Civilian Male		49	Murder and Nonnegligent Manslaughter	7	1
Civilian Female		118	Negligent Manslaughter	0	0
Total:		826	Kidnapping/Abduction	73	0
			Forcible Rape	54	2
			Forcible Sodomy	15	2
			Sexual Assault With An Object	15	1
			Forcible Fondling	93	4
			Incest	0	0
Incident Total		12,479	Statutory Rape	13	1
Offense Total		14,362	Aggravated Assault	715	23
Group A Crimes per 100,000 population		2,717.2	Simple Assault	2,760	272
			Intimidation	193	11
			Human Trafficking, Commercial Sex Acts	0	0
			Human Trafficking, Involuntary Servitude	0	0
Arrest Overview			Crimes Against Property		
Total Arrests		8,290	Arson	33	4
Adult Arrests		7,431	Bribery	1	0
Juvenile Arrests		849	Burglary/Breaking & Entering	395	10
Unknown Age		10	Counterfeiting/Forgery	178	1
Arrests per 100,000 population		1,805.1	Destruction/Damage/Vandalism of Property	1,239	39
			Embezzlement	81	2
			Extortion/Blackmail	71	1
			False Pretenses/Swindle/Confidence Game	838	4
			Credit Card/Automatic Teller Fraud	551	8
			Impersonation	73	2
			Welfare Fraud	0	0
			Wire Fraud	117	0
			Identity Theft	269	0
			Hacking/Computer Invasion	55	1
			Robbery	145	20
			Pocket-picking	5	0
			Purse-snatching	2	0
			Shoplifting	938	30
			Theft From Building	427	18
			Theft From Coin Operated Machine or Device	4	0
			Theft From Motor Vehicle	1,493	3
			Theft of Motor Vehicle Parts/Accessories	381	0
			All Other Larceny	635	19
			Motor Vehicle Theft	424	11
			Stolen Property Offenses	32	4
			Crimes Against Society		
			Drug/Narcotic Violations	1,384	93
			Drug Equipment Violations	278	5
			Betting/Wagering	0	0
			Operating/Promoting/Assisting Gambling	1	0
			Gambling Equipment Violations	0	0
			Sports Tampering	0	0
			Pornography/Obscene Material	58	9
			Prostitution	1	0
			Assisting or Promoting Prostitution	1	0
			Purchasing Prostitution	0	0
			Weapon Law Violations	247	11
			Animal Cruelty	67	0
			Total Group A Offenses	14,362	612
Group B Arrests					
Offense	Adult	Juvenile			
Bad Checks	4	0			
Curfew/Loitering/Vagrancy Violations	0	66			
Disorderly Conduct	65	63			
Driving Under the Influence	981	9			
Drunkenness	582	6			
Family Offenses (Nonviolent)	22	0			
Liquor Law Violations	79	14			
Peeping Tom	2	0			
Trespass of Real Property	159	28			
All Other Offenses	1,571	51			
Total Group B	3,465	237			

(*) Offenses are counted using the FBI Units of Count for Crime

(**) The 'Arrests' column shows arrests made for incidents during the selected period, regardless of arrest date. Arrest counts for the same period may change over time.

Pulaski CO Sheriff's Office - VA0770000 - NIBRS Agency Crime Overview - 2020

2020 Population Estimate		22,913	Offenses (*)	Arrests (**)	
Law Enforcement Employees			Reported	Adult	Juvenile
Group A Offenses					
Crimes Against Persons					
Sworn Male	47	Murder and Nonnegligent Manslaughter	0	0	0
Sworn Female	6	Negligent Manslaughter	0	0	0
Civilian Male	0	Kidnapping/Abduction	8	0	0
Civilian Female	2	Forcible Rape	5	0	0
Total:	55	Forcible Sodomy	2	0	0
		Sexual Assault With An Object	4	0	0
		Forcible Fondling	19	2	0
		Incest	1	0	0
Incident Total	1,411	Statutory Rape	0	0	0
Offense Total	1,599	Aggravated Assault	22	11	0
Group A Crimes per 100,000 population	6,158.1	Simple Assault	461	76	0
		Intimidation	5	1	0
		Human Trafficking, Commercial Sex Acts	0	0	0
		Human Trafficking, Involuntary Servitude	0	0	0
Arrest Overview					
Crimes Against Property					
Total Arrests	663	Arson	2	1	0
Adult Arrests	658	Bribery	0	0	0
Juvenile Arrests	5	Burglary/Breaking & Entering	72	5	0
Unknown Age	0	Counterfeiting/Forgery	17	1	0
Arrests per 100,000 population	2,893.6	Destruction/Damage/Vandalism of Property	165	12	0
		Embezzlement	5	1	0
		Extortion/Blackmail	1	0	0
		False Pretenses/Swindle/Confidence Game	47	2	0
		Credit Card/Automatic Teller Fraud	24	0	0
		Impersonation	7	0	0
		Welfare Fraud	0	0	0
		Wire Fraud	2	0	0
		Identity Theft	5	0	0
		Hacking/Computer Invasion	0	0	0
		Robbery	4	0	0
		Pocket-picking	0	0	0
		Purse-snatching	0	0	0
		Shoplifting	244	23	0
		Theft From Building	14	0	0
		Theft From Coin Operated Machine or Device	0	0	0
		Theft From Motor Vehicle	28	0	0
		Theft of Motor Vehicle Parts/Accessories	10	0	0
		All Other Larceny	136	27	0
		Motor Vehicle Theft	15	0	0
		Stolen Property Offenses	0	1	0
Group B Arrests					
Offense	Adult	Juvenile			
Bad Checks	2	0			
Curfew/Loitering/Vagrancy Violations	0	0			
Disorderly Conduct	2	0			
Driving Under the Influence	35	0			
Drunkenness	36	0			
Family Offenses (Nonviolent)	0	0			
Liquor Law Violations	0	0			
Peeping Tom	0	0			
Trespass of Real Property	14	0			
All Other Offenses	335	5			
Total Group B	424	5			
Crimes Against Society					
		Drug/Narcotic Violations	193	55	0
		Drug Equipment Violations	43	4	0
		Betting/Wagering	0	0	0
		Operating/Promoting/Assisting Gambling	0	0	0
		Gambling Equipment Violations	0	0	0
		Sports Tampering	0	0	0
		Pornography/Obscene Material	14	4	0
		Prostitution	1	0	0
		Assisting or Promoting Prostitution	0	0	0
		Purchasing Prostitution	0	0	0
		Weapon Law Violations	21	7	0
		Animal Cruelty	2	1	0
		Total Group A Offenses	1,599	234	0

(*) Offenses are counted using the FBI Units of Count for Crime

(**) The 'Arrests' column shows arrests made for incidents during the selected period, regardless of arrest date. Arrest counts for the same period may change over time.

Pulaski Police Department - VA0770100 - NIBRS Agency Crime Overview - 2020

2020 Population Estimate		8,714	Offenses (*)	Arrests (**)	
Law Enforcement Employees			Reported	Adult	Juvenile
Group A Offenses					
Crimes Against Persons					
Sworn Male	25	Murder and Nonnegligent Manslaughter	0	0	0
Sworn Female	3	Negligent Manslaughter	0	0	0
Civilian Male	0	Kidnapping/Abduction	3	2	0
Civilian Female	4	Forcible Rape	1	0	1
Total:	32	Forcible Sodomy	0	0	0
		Sexual Assault With An Object	12	0	0
		Forcible Fondling	0	1	0
		Incest	0	0	0
Incident Total	674	Statutory Rape	0	0	0
Offense Total	868	Aggravated Assault	17	12	0
Group A Crimes per 100,000 population	7,734.7	Simple Assault	92	51	2
		Intimidation	5	0	0
		Human Trafficking, Commercial Sex Acts	0	0	0
		Human Trafficking, Involuntary Servitude	0	0	0
Arrest Overview					
Crimes Against Property					
Total Arrests	389	Arson	2	2	0
Adult Arrests	383	Bribery	0	0	0
Juvenile Arrests	6	Burglary/Breaking & Entering	38	5	0
Unknown Age	0	Counterfeiting/Forgery	11	2	0
Arrests per 100,000 population	4,464.1	Destruction/Damage/Vandalism of Property	118	5	1
		Embezzlement	0	0	0
		Extortion/Blackmail	1	0	0
		False Pretenses/Swindle/Confidence Game	28	7	0
		Credit Card/Automatic Teller Fraud	12	1	0
		Impersonation	0	1	0
		Welfare Fraud	1	0	0
		Wire Fraud	0	0	0
		Identity Theft	1	0	0
		Hacking/Computer Invasion	0	0	0
		Robbery	4	2	0
		Pocket-picking	0	0	0
		Purse-snatching	0	0	0
		Shoplifting	47	15	0
		Theft From Building	17	0	0
		Theft From Coin Operated Machine or Device	1	0	0
		Theft From Motor Vehicle	27	0	0
		Theft of Motor Vehicle Parts/Accessories	23	0	0
		All Other Larceny	114	32	0
		Motor Vehicle Theft	10	1	0
		Stolen Property Offenses	1	3	0
Group B Arrests					
Offense	Adult	Juvenile			
Bad Checks	0	0			
Curfew/Loitering/Vagrancy Violations	0	0			
Disorderly Conduct	6	0			
Driving Under the Influence	15	0			
Drunkenness	50	0			
Family Offenses (Nonviolent)	0	1			
Liquor Law Violations	2	0			
Peeping Tom	0	0			
Trespass of Real Property	25	0			
All Other Offenses	35	0			
Total Group B	133	1			
Crimes Against Society					
		Drug/Narcotic Violations	165	89	1
		Drug Equipment Violations	91	8	0
		Betting/Wagering	0	0	0
		Operating/Promoting/Assisting Gambling	0	0	0
		Gambling Equipment Violations	0	0	0
		Sports Tampering	0	0	0
		Pornography/Obscene Material	0	0	0
		Prostitution	0	0	0
		Assisting or Promoting Prostitution	0	0	0
		Purchasing Prostitution	0	0	0
		Weapon Law Violations	21	9	0
		Animal Cruelty	5	2	0
		Total Group A Offenses	868	250	5

(*) Offenses are counted using the FBI Units of Count for Crime

(**) The 'Arrests' column shows arrests made for incidents during the selected period, regardless of arrest date. Arrest counts for the same period may change over time.

Purcellville Police Department - VA0530300 - NIBRS Agency Crime Overview - 2020

2020 Population Estimate		10,178	Offenses (*)	Arrests (**)	
Law Enforcement Employees			Reported	Adult	Juvenile
Group A Offenses					
Crimes Against Persons					
Sworn Male	12	Murder and Nonnegligent Manslaughter	0	0	0
Sworn Female	2	Negligent Manslaughter	0	0	0
Civilian Male	0	Kidnapping/Abduction	0	0	0
Civilian Female	2	Forcible Rape	0	0	0
Total:	16	Forcible Sodomy	1	0	0
		Sexual Assault With An Object	0	0	0
		Forcible Fondling	0	0	0
		Incest	0	0	0
Incident Total	143	Statutory Rape	0	0	0
Offense Total	165	Aggravated Assault	3	3	0
Group A Crimes per 100,000 population	1,405.0	Simple Assault	20	5	1
		Intimidation	6	1	0
		Human Trafficking, Commercial Sex Acts	0	0	0
		Human Trafficking, Involuntary Servitude	0	0	0
Arrest Overview					
Crimes Against Property					
Total Arrests	58	Arson	0	0	0
Adult Arrests	51	Bribery	0	0	0
Juvenile Arrests	7	Burglary/Breaking & Entering	4	1	0
Unknown Age	0	Counterfeiting/Forgery	3	0	0
Arrests per 100,000 population	569.9	Destruction/Damage/Vandalism of Property	33	0	0
		Embezzlement	0	0	0
		Extortion/Blackmail	2	0	0
		False Pretenses/Swindle/Confidence Game	11	2	0
		Credit Card/Automatic Teller Fraud	4	0	0
		Impersonation	1	0	0
		Welfare Fraud	7	0	0
		Wire Fraud	0	0	0
		Identity Theft	5	0	0
		Hacking/Computer Invasion	1	0	0
		Robbery	0	0	0
		Pocket-picking	0	0	0
		Purse-snatching	0	0	0
		Shoplifting	13	2	0
		Theft From Building	2	0	0
		Theft From Coin Operated Machine or Device	0	0	0
		Theft From Motor Vehicle	4	1	0
		Theft of Motor Vehicle Parts/Accessories	1	0	0
		All Other Larceny	21	0	0
		Motor Vehicle Theft	0	0	0
		Stolen Property Offenses	0	0	0
Group B Arrests					
Offense	Adult	Juvenile			
Bad Checks	0	0			
Curfew/Loitering/Vagrancy Violations	0	0			
Disorderly Conduct	0	0			
Driving Under the Influence	12	0			
Drunkenness	7	0			
Family Offenses (Nonviolent)	0	0			
Liquor Law Violations	1	1			
Peeping Tom	0	0			
Trespass of Real Property	1	0			
All Other Offenses	7	3			
Total Group B	28	4			
Crimes Against Society					
		Drug/Narcotic Violations	11	7	2
		Drug Equipment Violations	10	1	0
		Betting/Wagering	0	0	0
		Operating/Promoting/Assisting Gambling	0	0	0
		Gambling Equipment Violations	0	0	0
		Sports Tampering	0	0	0
		Pornography/Obscene Material	1	0	0
		Prostitution	0	0	0
		Assisting or Promoting Prostitution	0	0	0
		Purchasing Prostitution	1	0	0
		Weapon Law Violations	0	0	0
		Animal Cruelty	0	0	0
		Total Group A Offenses	165	23	3

(*) Offenses are counted using the FBI Units of Count for Crime

(**) The 'Arrests' column shows arrests made for incidents during the selected period, regardless of arrest date. Arrest counts for the same period may change over time.

Quantico Police Department - VA0750400 - NIBRS Agency Crime Overview - 2020

2020 Population Estimate		553	Offenses (*)	Arrests (**)	
Law Enforcement Employees			Reported	Adult	Juvenile
Sworn Male		0	Murder and Nonnegligent Manslaughter	0	0
Sworn Female		0	Negligent Manslaughter	0	0
Civilian Male		0	Kidnapping/Abduction	0	0
Civilian Female		0	Forcible Rape	0	0
Total:		0	Forcible Sodomy	0	0
			Sexual Assault With An Object	0	0
			Forcible Fondling	0	0
			Incest	0	0
Incident Total		0	Statutory Rape	0	0
Offense Total		0	Aggravated Assault	0	0
Group A Crimes per 100,000 population		0.0	Simple Assault	0	0
			Intimidation	0	0
			Human Trafficking, Commercial Sex Acts	0	0
			Human Trafficking, Involuntary Servitude	0	0
Arrest Overview			Crimes Against Property		
Total Arrests		0	Arson	0	0
Adult Arrests		0	Bribery	0	0
Juvenile Arrests		0	Burglary/Breaking & Entering	0	0
Unknown Age		0	Counterfeiting/Forgery	0	0
Arrests per 100,000 population		0.0	Destruction/Damage/Vandalism of Property	0	0
			Embezzlement	0	0
			Extortion/Blackmail	0	0
			False Pretenses/Swindle/Confidence Game	0	0
			Credit Card/Automatic Teller Fraud	0	0
			Impersonation	0	0
			Welfare Fraud	0	0
			Wire Fraud	0	0
			Identity Theft	0	0
			Hacking/Computer Invasion	0	0
			Robbery	0	0
			Pocket-picking	0	0
			Purse-snatching	0	0
			Shoplifting	0	0
			Theft From Building	0	0
			Theft From Coin Operated Machine or Device	0	0
			Theft From Motor Vehicle	0	0
			Theft of Motor Vehicle Parts/Accessories	0	0
			All Other Larceny	0	0
			Motor Vehicle Theft	0	0
			Stolen Property Offenses	0	0
			Crimes Against Society		
			Drug/Narcotic Violations	0	0
			Drug Equipment Violations	0	0
			Betting/Wagering	0	0
			Operating/Promoting/Assisting Gambling	0	0
			Gambling Equipment Violations	0	0
			Sports Tampering	0	0
			Pornography/Obscene Material	0	0
			Prostitution	0	0
			Assisting or Promoting Prostitution	0	0
			Purchasing Prostitution	0	0
			Weapon Law Violations	0	0
			Animal Cruelty	0	0
			Total Group A Offenses	0	0
Group B Arrests					
Offense	Adult	Juvenile			
Bad Checks	0	0			
Curfew/Loitering/Vagrancy Violations	0	0			
Disorderly Conduct	0	0			
Driving Under the Influence	0	0			
Drunkenness	0	0			
Family Offenses (Nonviolent)	0	0			
Liquor Law Violations	0	0			
Peeping Tom	0	0			
Trespass of Real Property	0	0			
All Other Offenses	0	0			
Total Group B	0	0			

(*) Offenses are counted using the FBI Units of Count for Crime

(**) The 'Arrests' column shows arrests made for incidents during the selected period, regardless of arrest date. Arrest counts for the same period may change over time.

Radford City Police Department - VA1210000 - NIBRS Agency Crime Overview - 2020

2020 Population Estimate		18,120	Offenses (*)	Arrests (**)	
Law Enforcement Employees			Reported	Adult	Juvenile
Group A Offenses					
Crimes Against Persons					
Sworn Male	34	Murder and Nonnegligent Manslaughter	1	0	0
Sworn Female	4	Negligent Manslaughter	0	0	0
Civilian Male	3	Kidnapping/Abduction	4	4	0
Civilian Female	11	Forcible Rape	14	0	1
Total:	52	Forcible Sodomy	1	0	0
		Sexual Assault With An Object	3	0	0
		Forcible Fondling	7	2	0
		Incest	0	0	0
Incident Total	796	Statutory Rape	0	0	0
Offense Total	1,015	Aggravated Assault	25	9	0
Group A Crimes per 100,000 population	4,392.9	Simple Assault	163	55	0
		Intimidation	13	0	0
		Human Trafficking, Commercial Sex Acts	0	0	0
		Human Trafficking, Involuntary Servitude	0	0	0
Arrest Overview					
Crimes Against Property					
Total Arrests	394	Arson	1	0	0
Adult Arrests	391	Bribery	0	0	0
Juvenile Arrests	3	Burglary/Breaking & Entering	28	4	0
Unknown Age	0	Counterfeiting/Forgery	8	2	0
Arrests per 100,000 population	2,174.4	Destruction/Damage/Vandalism of Property	103	7	0
		Embezzlement	2	0	0
		Extortion/Blackmail	2	0	0
		False Pretenses/Swindle/Confidence Game	39	2	0
		Credit Card/Automatic Teller Fraud	4	0	0
		Impersonation	6	1	0
		Welfare Fraud	0	0	0
		Wire Fraud	1	0	0
		Identity Theft	4	0	0
		Hacking/Computer Invasion	0	0	0
		Robbery	2	1	0
		Pocket-picking	0	0	0
		Purse-snatching	0	0	0
		Shoplifting	38	6	0
		Theft From Building	12	0	0
		Theft From Coin Operated Machine or Device	1	0	0
		Theft From Motor Vehicle	32	0	0
		Theft of Motor Vehicle Parts/Accessories	8	1	0
		All Other Larceny	70	2	0
		Motor Vehicle Theft	12	1	0
		Stolen Property Offenses	2	0	0
Group B Arrests					
Offense	Adult	Juvenile			
Bad Checks	1	0			
Curfew/Loitering/Vagrancy Violations	0	0			
Disorderly Conduct	1	0			
Driving Under the Influence	53	1			
Drunkenness	79	0			
Family Offenses (Nonviolent)	3	0			
Liquor Law Violations	9	0			
Peeping Tom	0	0			
Trespass of Real Property	2	0			
All Other Offenses	50	1			
Total Group B	198	2			
Crimes Against Society					
		Drug/Narcotic Violations	252	92	0
		Drug Equipment Violations	125	0	0
		Betting/Wagering	0	0	0
		Operating/Promoting/Assisting Gambling	0	0	0
		Gambling Equipment Violations	0	0	0
		Sports Tampering	0	0	0
		Pornography/Obscene Material	7	0	0
		Prostitution	0	0	0
		Assisting or Promoting Prostitution	0	0	0
		Purchasing Prostitution	0	0	0
		Weapon Law Violations	23	3	0
		Animal Cruelty	2	1	0
		Total Group A Offenses	1,015	193	1

(*) Offenses are counted using the FBI Units of Count for Crime

(**) The 'Arrests' column shows arrests made for incidents during the selected period, regardless of arrest date. Arrest counts for the same period may change over time.

Rappahannock County Sheriff's Office - VA0780000 - NIBRS Agency Crime Overview - 2020

2020 Population Estimate		7,320	Offenses (*)	Arrests (**)	
Law Enforcement Employees			Reported	Adult	Juvenile
Sworn Male		12	Group A Offenses		
Sworn Female		4	Crimes Against Persons		
Civilian Male		2	Murder and Nonnegligent Manslaughter	0	0
Civilian Female		4	Negligent Manslaughter	0	0
Total:		22	Kidnapping/Abduction	0	0
			Forcible Rape	0	0
			Forcible Sodomy	1	0
			Sexual Assault With An Object	0	0
			Forcible Fondling	0	0
			Incest	0	0
Incident Total		147	Statutory Rape	0	0
Offense Total		176	Aggravated Assault	6	3
Group A Crimes per 100,000 population		2,008.2	Simple Assault	40	12
			Intimidation	3	1
			Human Trafficking, Commercial Sex Acts	0	0
			Human Trafficking, Involuntary Servitude	0	0
Arrest Overview			Crimes Against Property		
Total Arrests		117	Arson	0	0
Adult Arrests		116	Bribery	0	0
Juvenile Arrests		1	Burglary/Breaking & Entering	6	3
Unknown Age		0	Counterfeiting/Forgery	3	0
Arrests per 100,000 population		1,598.4	Destruction/Damage/Vandalism of Property	22	1
			Embezzlement	0	0
			Extortion/Blackmail	0	0
			False Pretenses/Swindle/Confidence Game	3	1
			Credit Card/Automatic Teller Fraud	2	0
			Impersonation	1	0
			Welfare Fraud	0	0
			Wire Fraud	0	0
			Identity Theft	1	0
			Hacking/Computer Invasion	0	0
			Robbery	0	0
			Pocket-picking	0	0
			Purse-snatching	0	0
			Shoplifting	0	0
			Theft From Building	2	1
			Theft From Coin Operated Machine or Device	0	0
			Theft From Motor Vehicle	1	0
			Theft of Motor Vehicle Parts/Accessories	0	0
			All Other Larceny	24	0
			Motor Vehicle Theft	2	1
			Stolen Property Offenses	2	0
			Crimes Against Society		
			Drug/Narcotic Violations	42	18
			Drug Equipment Violations	4	1
			Betting/Wagering	0	0
			Operating/Promoting/Assisting Gambling	0	0
			Gambling Equipment Violations	0	0
			Sports Tampering	0	0
			Pornography/Obscene Material	2	0
			Prostitution	0	0
			Assisting or Promoting Prostitution	0	0
			Purchasing Prostitution	0	0
			Weapon Law Violations	9	4
			Animal Cruelty	0	0
			Total Group A Offenses	176	46
Group B Arrests					
Offense	Adult	Juvenile			
Bad Checks	0	0			
Curfew/Loitering/Vagrancy Violations	0	0			
Disorderly Conduct	1	0			
Driving Under the Influence	24	1			
Drunkenness	3	0			
Family Offenses (Nonviolent)	1	0			
Liquor Law Violations	1	0			
Peeping Tom	0	0			
Trespass of Real Property	3	0			
All Other Offenses	37	0			
Total Group B	70	1			

(*) Offenses are counted using the FBI Units of Count for Crime

(**) The 'Arrests' column shows arrests made for incidents during the selected period, regardless of arrest date. Arrest counts for the same period may change over time.

Remington Police Department - VA0300100 - NIBRS Agency Crime Overview - 2020

2020 Population Estimate		658	Offenses (*)	Arrests (**)	
Law Enforcement Employees			Reported	Adult	Juvenile
Sworn Male		1	Murder and Nonnegligent Manslaughter	0	0
Sworn Female		0	Negligent Manslaughter	0	0
Civilian Male		0	Kidnapping/Abduction	0	0
Civilian Female		0	Forcible Rape	0	0
Total:		1	Forcible Sodomy	0	0
			Sexual Assault With An Object	0	0
			Forcible Fondling	0	0
			Incest	0	0
Incident Total		2	Statutory Rape	0	0
Offense Total		2	Aggravated Assault	0	0
Group A Crimes per 100,000 population		304.0	Simple Assault	0	0
			Intimidation	0	0
			Human Trafficking, Commercial Sex Acts	0	0
			Human Trafficking, Involuntary Servitude	0	0
Arrest Overview			Crimes Against Property		
Total Arrests		1	Arson	0	0
Adult Arrests		1	Bribery	0	0
Juvenile Arrests		0	Burglary/Breaking & Entering	0	0
Unknown Age		0	Counterfeiting/Forgery	0	0
Arrests per 100,000 population		152.0	Destruction/Damage/Vandalism of Property	0	0
			Embezzlement	0	0
			Extortion/Blackmail	0	0
			False Pretenses/Swindle/Confidence Game	0	0
			Credit Card/Automatic Teller Fraud	0	0
			Impersonation	0	0
			Welfare Fraud	0	0
			Wire Fraud	0	0
			Identity Theft	0	0
			Hacking/Computer Invasion	0	0
			Robbery	0	0
			Pocket-picking	0	0
			Purse-snatching	0	0
			Shoplifting	0	0
			Theft From Building	0	0
			Theft From Coin Operated Machine or Device	0	0
			Theft From Motor Vehicle	0	0
			Theft of Motor Vehicle Parts/Accessories	0	0
			All Other Larceny	0	0
			Motor Vehicle Theft	0	0
			Stolen Property Offenses	0	0
			Crimes Against Society		
			Drug/Narcotic Violations	2	0
			Drug Equipment Violations	0	0
			Betting/Wagering	0	0
			Operating/Promoting/Assisting Gambling	0	0
			Gambling Equipment Violations	0	0
			Sports Tampering	0	0
			Pornography/Obscene Material	0	0
			Prostitution	0	0
			Assisting or Promoting Prostitution	0	0
			Purchasing Prostitution	0	0
			Weapon Law Violations	0	0
			Animal Cruelty	0	0
			Total Group A Offenses	2	0
Group B Arrests					
Offense	Adult	Juvenile			
Bad Checks	0	0			
Curfew/Loitering/Vagrancy Violations	0	0			
Disorderly Conduct	0	0			
Driving Under the Influence	0	0			
Drunkenness	0	0			
Family Offenses (Nonviolent)	0	0			
Liquor Law Violations	0	0			
Peeping Tom	0	0			
Trespass of Real Property	0	0			
All Other Offenses	1	0			
Total Group B	1	0			

(*) Offenses are counted using the FBI Units of Count for Crime

(**) The 'Arrests' column shows arrests made for incidents during the selected period, regardless of arrest date. Arrest counts for the same period may change over time.

Rich Creek Police Department - VA0350400 - NIBRS Agency Crime Overview - 2020

2020 Population Estimate		741	Offenses (*)	Arrests (**)	
Law Enforcement Employees			Reported	Adult	Juvenile
Sworn Male		1	Murder and Nonnegligent Manslaughter	0	0
Sworn Female		0	Negligent Manslaughter	0	0
Civilian Male		0	Kidnapping/Abduction	0	0
Civilian Female		0	Forcible Rape	0	0
Total:		1	Forcible Sodomy	0	0
			Sexual Assault With An Object	0	0
			Forcible Fondling	0	0
			Incest	0	0
Incident Total		34	Statutory Rape	0	0
Offense Total		36	Aggravated Assault	0	0
Group A Crimes per 100,000 population		4,588.4	Simple Assault	6	5
			Intimidation	0	0
			Human Trafficking, Commercial Sex Acts	0	0
			Human Trafficking, Involuntary Servitude	0	0
Arrest Overview			Crimes Against Property		
Total Arrests		27	Arson	0	0
Adult Arrests		24	Bribery	0	0
Juvenile Arrests		3	Burglary/Breaking & Entering	1	0
Unknown Age		0	Counterfeiting/Forgery	1	0
Arrests per 100,000 population		3,643.7	Destruction/Damage/Vandalism of Property	2	3
			Embezzlement	1	1
			Extortion/Blackmail	0	0
			False Pretenses/Swindle/Confidence Game	1	1
			Credit Card/Automatic Teller Fraud	0	0
			Impersonation	0	0
			Welfare Fraud	0	0
			Wire Fraud	0	0
			Identity Theft	0	0
			Hacking/Computer Invasion	0	0
			Robbery	0	0
			Pocket-picking	0	0
			Purse-snatching	1	0
			Shoplifting	4	2
			Theft From Building	2	0
			Theft From Coin Operated Machine or Device	0	0
			Theft From Motor Vehicle	0	0
			Theft of Motor Vehicle Parts/Accessories	0	0
			All Other Larceny	3	1
			Motor Vehicle Theft	0	0
			Stolen Property Offenses	1	0
			Crimes Against Society		
			Drug/Narcotic Violations	12	3
			Drug Equipment Violations	0	0
			Betting/Wagering	0	0
			Operating/Promoting/Assisting Gambling	0	0
			Gambling Equipment Violations	0	0
			Sports Tampering	0	0
			Pornography/Obscene Material	1	1
			Prostitution	0	0
			Assisting or Promoting Prostitution	0	0
			Purchasing Prostitution	0	0
			Weapon Law Violations	0	0
			Animal Cruelty	0	0
			Total Group A Offenses	36	14
					3

(*) Offenses are counted using the FBI Units of Count for Crime

(**) The 'Arrests' column shows arrests made for incidents during the selected period, regardless of arrest date. Arrest counts for the same period may change over time.

Richlands Police Department - VA0920300 - NIBRS Agency Crime Overview - 2020

2020 Population Estimate		5,234	Offenses (*)	Arrests (**)	
Law Enforcement Employees			Reported	Adult	Juvenile
Group A Offenses					
Crimes Against Persons					
Sworn Male	17	Murder and Nonnegligent Manslaughter	0	0	0
Sworn Female	3	Negligent Manslaughter	0	0	0
Civilian Male	1	Kidnapping/Abduction	3	3	0
Civilian Female	4	Forcible Rape	0	0	0
Total:	25	Forcible Sodomy	1	0	0
		Sexual Assault With An Object	0	0	0
		Forcible Fondling	2	0	0
		Incest	0	0	0
Incident Total	285	Statutory Rape	1	1	0
Offense Total	339	Aggravated Assault	5	3	0
Group A Crimes per 100,000 population	5,445.2	Simple Assault	52	39	0
		Intimidation	3	2	0
		Human Trafficking, Commercial Sex Acts	0	0	0
		Human Trafficking, Involuntary Servitude	0	0	0
Arrest Overview					
Crimes Against Property					
Total Arrests	213	Arson	0	0	0
Adult Arrests	209	Bribery	0	0	0
Juvenile Arrests	4	Burglary/Breaking & Entering	21	4	0
Unknown Age	0	Counterfeiting/Forgery	5	1	0
Arrests per 100,000 population	4,069.5	Destruction/Damage/Vandalism of Property	35	5	0
		Embezzlement	0	0	0
		Extortion/Blackmail	0	0	0
		False Pretenses/Swindle/Confidence Game	8	0	0
		Credit Card/Automatic Teller Fraud	3	0	0
		Impersonation	0	0	0
		Welfare Fraud	0	0	0
		Wire Fraud	0	0	0
		Identity Theft	4	0	0
		Hacking/Computer Invasion	0	0	0
		Robbery	1	0	0
		Pocket-picking	0	0	0
		Purse-snatching	1	0	0
		Shoplifting	6	6	0
		Theft From Building	5	0	0
		Theft From Coin Operated Machine or Device	2	0	0
		Theft From Motor Vehicle	6	0	0
		Theft of Motor Vehicle Parts/Accessories	4	0	0
		All Other Larceny	48	7	0
		Motor Vehicle Theft	3	0	0
		Stolen Property Offenses	3	0	0
Group B Arrests					
Offense	Adult	Juvenile			
Bad Checks	7	0			
Curfew/Loitering/Vagrancy Violations	0	0			
Disorderly Conduct	1	1			
Driving Under the Influence	11	0			
Drunkenness	27	0			
Family Offenses (Nonviolent)	2	0			
Liquor Law Violations	3	0			
Peeping Tom	1	0			
Trespass of Real Property	3	0			
All Other Offenses	43	1			
Total Group B	98	2			
Crimes Against Society					
		Drug/Narcotic Violations	82	25	0
		Drug Equipment Violations	17	12	0
		Betting/Wagering	0	0	0
		Operating/Promoting/Assisting Gambling	0	0	0
		Gambling Equipment Violations	0	0	0
		Sports Tampering	0	0	0
		Pornography/Obscene Material	2	0	0
		Prostitution	0	0	0
		Assisting or Promoting Prostitution	0	0	0
		Purchasing Prostitution	0	0	0
		Weapon Law Violations	15	3	2
		Animal Cruelty	1	0	0
		Total Group A Offenses	339	111	2

(*) Offenses are counted using the FBI Units of Count for Crime

(**) The 'Arrests' column shows arrests made for incidents during the selected period, regardless of arrest date. Arrest counts for the same period may change over time.

Richmond CO Sheriffs Office - VA0790000 - NIBRS Agency Crime Overview - 2020

2020 Population Estimate		7,737	Offenses (*)	Arrests (**)	
Law Enforcement Employees			Reported	Adult	Juvenile
Sworn Male		15	Group A Offenses		
Sworn Female		0	Crimes Against Persons		
Civilian Male		1	Murder and Nonnegligent Manslaughter	0	0
Civilian Female		6	Negligent Manslaughter	0	0
Total:		22	Kidnapping/Abduction	0	0
			Forcible Rape	0	0
			Forcible Sodomy	0	0
			Sexual Assault With An Object	0	0
			Forcible Fondling	0	0
			Incest	0	0
Incident Total		39	Statutory Rape	0	0
Offense Total		40	Aggravated Assault	0	0
Group A Crimes per 100,000 population		504.1	Simple Assault	14	8
			Intimidation	0	0
			Human Trafficking, Commercial Sex Acts	0	0
			Human Trafficking, Involuntary Servitude	0	0
Arrest Overview			Crimes Against Property		
Total Arrests		30	Arson	0	0
Adult Arrests		28	Bribery	0	0
Juvenile Arrests		2	Burglary/Breaking & Entering	3	1
Unknown Age		0	Counterfeiting/Forgery	0	0
Arrests per 100,000 population		387.7	Destruction/Damage/Vandalism of Property	2	0
			Embezzlement	0	0
			Extortion/Blackmail	0	0
			False Pretenses/Swindle/Confidence Game	0	0
			Credit Card/Automatic Teller Fraud	0	0
			Impersonation	0	0
			Welfare Fraud	0	0
			Wire Fraud	0	0
			Identity Theft	0	0
			Hacking/Computer Invasion	0	0
			Robbery	0	0
			Pocket-picking	0	0
			Purse-snatching	0	0
			Shoplifting	0	0
			Theft From Building	1	0
			Theft From Coin Operated Machine or Device	0	0
			Theft From Motor Vehicle	0	1
			Theft of Motor Vehicle Parts/Accessories	0	0
			All Other Larceny	10	2
			Motor Vehicle Theft	1	0
			Stolen Property Offenses	0	0
			Crimes Against Society		
			Drug/Narcotic Violations	6	6
			Drug Equipment Violations	0	0
			Betting/Wagering	0	0
			Operating/Promoting/Assisting Gambling	0	0
			Gambling Equipment Violations	0	0
			Sports Tampering	0	0
			Pornography/Obscene Material	0	0
			Prostitution	0	0
			Assisting or Promoting Prostitution	0	0
			Purchasing Prostitution	0	0
			Weapon Law Violations	3	2
			Animal Cruelty	0	0
			Total Group A Offenses	40	20
					1
Group B Arrests					
Offense	Adult	Juvenile			
Bad Checks	0	0			
Curfew/Loitering/Vagrancy Violations	0	0			
Disorderly Conduct	0	0			
Driving Under the Influence	2	0			
Drunkenness	1	1			
Family Offenses (Nonviolent)	0	0			
Liquor Law Violations	0	0			
Peeping Tom	0	0			
Trespass of Real Property	0	0			
All Other Offenses	5	0			
Total Group B	8	1			

(*) Offenses are counted using the FBI Units of Count for Crime

(**) The 'Arrests' column shows arrests made for incidents during the selected period, regardless of arrest date. Arrest counts for the same period may change over time.

Richmond Police Department - VA1220000 - NIBRS Agency Crime Overview - 2020

2020 Population Estimate		229,074	Offenses (*)	Arrests (**)	
Law Enforcement Employees			Reported	Adult	Juvenile
Sworn Male		687	Group A Offenses		
Sworn Female		159	Crimes Against Persons		
Civilian Male		90	Murder and Nonnegligent Manslaughter	37	2
Civilian Female		112	Negligent Manslaughter	0	0
Total:		1,048	Kidnapping/Abduction	29	0
Offense Overview			Forcible Rape	14	1
Incident Total		15,307	Forcible Sodomy	7	0
Offense Total		16,343	Sexual Assault With An Object	0	0
Group A Crimes per 100,000 population		6,682.1	Forcible Fondling	21	0
Arrest Overview			Incest	0	0
Total Arrests		5,451	Statutory Rape	0	0
Adult Arrests		5,317	Aggravated Assault	471	2
Juvenile Arrests		134	Simple Assault	2,609	29
Unknown Age		0	Intimidation	171	1
Arrests per 100,000 population		2,379.6	Human Trafficking, Commercial Sex Acts	0	0
			Human Trafficking, Involuntary Servitude	0	0
			Crimes Against Property		
			Arson	51	1
			Bribery	2	0
			Burglary/Breaking & Entering	782	11
			Counterfeiting/Forgery	184	0
			Destruction/Damage/Vandalism of Property	3,023	7
			Embezzlement	44	0
			Extortion/Blackmail	7	0
			False Pretenses/Swindle/Confidence Game	195	0
			Credit Card/Automatic Teller Fraud	284	1
			Impersonation	15	1
			Welfare Fraud	3	0
			Wire Fraud	19	0
			Identity Theft	90	0
			Hacking/Computer Invasion	2	0
			Robbery	275	4
			Pocket-picking	4	0
			Purse-snatching	15	0
			Shoplifting	1,028	0
			Theft From Building	713	0
			Theft From Coin Operated Machine or Device	4	0
			Theft From Motor Vehicle	1,895	0
			Theft of Motor Vehicle Parts/Accessories	533	0
			All Other Larceny	1,284	9
			Motor Vehicle Theft	615	3
			Stolen Property Offenses	23	7
			Crimes Against Society		
			Drug/Narcotic Violations	921	16
			Drug Equipment Violations	44	0
			Betting/Wagering	0	0
			Operating/Promoting/Assisting Gambling	0	0
			Gambling Equipment Violations	0	0
			Sports Tampering	0	0
			Pornography/Obscene Material	36	0
			Prostitution	3	0
			Assisting or Promoting Prostitution	1	0
			Purchasing Prostitution	0	0
			Weapon Law Violations	856	12
			Animal Cruelty	0	0
			Total Group A Offenses	16,343	107
			Group B Arrests		
			Offense	Adult	Juvenile
			Bad Checks	5	0
			Curfew/Loitering/Vagrancy Violations	0	2
			Disorderly Conduct	83	2
			Driving Under the Influence	15	1
			Drunkenness	118	0
			Family Offenses (Nonviolent)	127	0
			Liquor Law Violations	7	0
			Peeping Tom	1	0
			Trespass of Real Property	188	2
			All Other Offenses	2,229	20
			Total Group B	2,773	27

(*) Offenses are counted using the FBI Units of Count for Crime

(**) The 'Arrests' column shows arrests made for incidents during the selected period, regardless of arrest date. Arrest counts for the same period may change over time.

Roanoke City Police Department - VA1230000 - NIBRS Agency Crime Overview - 2020

2020 Population Estimate		99,795		Offenses (*)	Arrests (**)	
			Group A Offenses	Reported	Adult	Juvenile
Law Enforcement Employees			Crimes Against Persons			
Sworn Male	182		Murder and Nonnegligent Manslaughter	15	6	0
Sworn Female	46		Negligent Manslaughter	0	0	0
Civilian Male	10		Kidnapping/Abduction	14	11	0
Civilian Female	36		Forcible Rape	31	3	0
Total:	274		Forcible Sodomy	8	0	0
			Sexual Assault With An Object	0	0	0
			Forcible Fondling	43	1	
Offense Overview			Incest	0	0	0
Incident Total	10,228		Statutory Rape	0	0	0
Offense Total	11,798		Aggravated Assault	310	127	4
Group A Crimes per 100,000 population	10,249.0		Simple Assault	2,682	767	21
			Intimidation	507	23	0
			Human Trafficking, Commercial Sex Acts	0	0	0
			Human Trafficking, Involuntary Servitude	0	0	0
Arrest Overview			Crimes Against Property			
Total Arrests	4,333		Arson	25	7	0
Adult Arrests	4,211		Bribery	0	0	0
Juvenile Arrests	117		Burglary/Breaking & Entering	404	34	0
Unknown Age	5		Counterfeiting/Forgery	98	5	0
Arrests per 100,000 population	4,341.9		Destruction/Damage/Vandalism of Property	1,462	101	2
			Embezzlement	44	18	0
			Extortion/Blackmail	1	0	0
			False Pretenses/Swindle/Confidence Game	95	7	0
			Credit Card/Automatic Teller Fraud	181	1	0
			Impersonation	13	3	0
			Welfare Fraud	2	0	0
Group B Arrests			Wire Fraud	59	1	0
Offense	Adult	Juvenile	Identity Theft	52	2	0
Bad Checks	1	0	Hacking/Computer Invasion	6	0	0
Curfew/Loitering/Vagrancy Violations	1	0	Robbery	90	27	7
Disorderly Conduct	18	7	Pocket-picking	3	1	0
Driving Under the Influence	194	3	Purse-snatching	1	1	0
Drunkenness	443	0	Shoplifting	808	438	2
Family Offenses (Nonviolent)	4	0	Theft From Building	250	10	0
Liquor Law Violations	86	0	Theft From Coin Operated Machine or Device	10	2	0
Peeping Tom	1	0	Theft From Motor Vehicle	558	10	0
Trespass of Real Property	162	2	Theft of Motor Vehicle Parts/Accessories	416	5	0
All Other Offenses	1,046	50	All Other Larceny	1,059	57	1
Total Group B	1,956	62	Motor Vehicle Theft	367	37	5
			Stolen Property Offenses	7	4	0
			Crimes Against Society			
			Drug/Narcotic Violations	1,653	403	9
			Drug Equipment Violations	62	3	0
			Betting/Wagering	0	0	0
			Operating/Promoting/Assisting Gambling	0	0	0
			Gambling Equipment Violations	0	0	0
			Sports Tampering	0	0	0
			Pornography/Obscene Material	8	0	0
			Prostitution	2	2	0
			Assisting or Promoting Prostitution	1	0	0
			Purchasing Prostitution	0	1	0
			Weapon Law Violations	424	132	2
			Animal Cruelty	27	5	0
			Total Group A Offenses	11,798	2,255	55

(*) Offenses are counted using the FBI Units of Count for Crime

(**) The 'Arrests' column shows arrests made for incidents during the selected period, regardless of arrest date. Arrest counts for the same period may change over time.

Roanoke County Police Department - VA0800300 - NIBRS Agency Crime Overview - 2020

2020 Population Estimate		86,120	Offenses (*)	Arrests (**)	
Law Enforcement Employees			Reported	Adult	Juvenile
Sworn Male		110	Group A Offenses		
Sworn Female		22	Crimes Against Persons		
Civilian Male		0	Murder and Nonnegligent Manslaughter	1	0
Civilian Female		14	Negligent Manslaughter	1	0
Total:		146	Kidnapping/Abduction	10	0
			Forcible Rape	1	0
			Forcible Sodomy	0	1
			Sexual Assault With An Object	1	0
			Forcible Fondling	4	2
			Incest	0	0
Incident Total		3,683	Statutory Rape	0	0
Offense Total		4,865	Aggravated Assault	47	1
Group A Crimes per 100,000 population		4,276.6	Simple Assault	325	27
			Intimidation	19	6
			Human Trafficking, Commercial Sex Acts	0	0
			Human Trafficking, Involuntary Servitude	0	0
Arrest Overview			Crimes Against Property		
Total Arrests		2,849	Arson	2	1
Adult Arrests		2,711	Bribery	0	0
Juvenile Arrests		138	Burglary/Breaking & Entering	13	3
Unknown Age		0	Counterfeiting/Forgery	6	0
Arrests per 100,000 population		3,308.2	Destruction/Damage/Vandalism of Property	28	19
			Embezzlement	5	3
			Extortion/Blackmail	0	0
			False Pretenses/Swindle/Confidence Game	16	0
			Credit Card/Automatic Teller Fraud	1	0
			Impersonation	22	0
			Welfare Fraud	0	0
			Wire Fraud	0	0
			Identity Theft	15	0
			Hacking/Computer Invasion	0	0
			Robbery	4	1
			Pocket-picking	1	0
			Purse-snatching	0	0
			Shoplifting	232	0
			Theft From Building	37	3
			Theft From Coin Operated Machine or Device	0	0
			Theft From Motor Vehicle	5	1
			Theft of Motor Vehicle Parts/Accessories	1	0
			All Other Larceny	10	0
			Motor Vehicle Theft	7	0
			Stolen Property Offenses	4	2
			Crimes Against Society		
			Drug/Narcotic Violations	269	9
			Drug Equipment Violations	19	1
			Betting/Wagering	0	0
			Operating/Promoting/Assisting Gambling	0	0
			Gambling Equipment Violations	0	0
			Sports Tampering	0	0
			Pornography/Obscene Material	4	0
			Prostitution	0	0
			Assisting or Promoting Prostitution	0	0
			Purchasing Prostitution	0	0
			Weapon Law Violations	39	0
			Animal Cruelty	2	0
			Total Group A Offenses	4,865	80
Group B Arrests					
Offense	Adult	Juvenile			
Bad Checks	1	0			
Curfew/Loitering/Vagrancy Violations	0	5			
Disorderly Conduct	10	0			
Driving Under the Influence	228	4			
Drunkenness	119	0			
Family Offenses (Nonviolent)	2	0			
Liquor Law Violations	16	6			
Peeping Tom	1	0			
Trespass of Real Property	52	0			
All Other Offenses	1,131	43			
Total Group B	1,560	58			

(*) Offenses are counted using the FBI Units of Count for Crime

(**) The 'Arrests' column shows arrests made for incidents during the selected period, regardless of arrest date. Arrest counts for the same period may change over time.

Rockbridge County Sheriff's Office - VA0810000 - NIBRS Agency Crime Overview - 2020

2020 Population Estimate		21,429	Offenses (*)	Arrests (**)	
			Reported	Adult	Juvenile
Law Enforcement Employees			Crimes Against Persons		
Sworn Male	33	Murder and Nonnegligent Manslaughter	0	1	0
Sworn Female	2	Negligent Manslaughter	0	0	0
Civilian Male	1	Kidnapping/Abduction	2	1	0
Civilian Female	3	Forcible Rape	5	0	0
Total:	39	Forcible Sodomy	1	1	0
		Sexual Assault With An Object	0	0	0
		Forcible Fondling	11	7	0
Offense Overview		Incest	0	0	0
Incident Total	571	Statutory Rape	1	0	0
Offense Total	734	Aggravated Assault	34	24	2
Group A Crimes per 100,000 population	2,664.6	Simple Assault	108	79	1
		Intimidation	8	5	0
		Human Trafficking, Commercial Sex Acts	0	0	0
		Human Trafficking, Involuntary Servitude	0	0	0
Arrest Overview		Crimes Against Property			
Total Arrests	726	Arson	3	1	0
Adult Arrests	709	Bribery	1	1	0
Juvenile Arrests	17	Burglary/Breaking & Entering	28	5	5
Unknown Age	0	Counterfeiting/Forgery	18	8	0
Arrests per 100,000 population	3,387.9	Destruction/Damage/Vandalism of Property	90	12	1
		Embezzlement	10	7	0
		Extortion/Blackmail	0	0	0
		False Pretenses/Swindle/Confidence Game	51	7	0
		Credit Card/Automatic Teller Fraud	20	0	0
		Impersonation	6	2	0
		Welfare Fraud	0	0	0
		Wire Fraud	1	0	0
		Identity Theft	2	1	0
		Hacking/Computer Invasion	0	0	0
		Robbery	3	1	0
		Pocket-picking	0	2	0
		Purse-snatching	0	0	0
		Shoplifting	39	28	0
		Theft From Building	23	6	0
		Theft From Coin Operated Machine or Device	1	2	1
		Theft From Motor Vehicle	43	8	3
		Theft of Motor Vehicle Parts/Accessories	14	3	0
		All Other Larceny	62	17	0
		Motor Vehicle Theft	9	3	1
		Stolen Property Offenses	3	0	0
		Crimes Against Society			
		Drug/Narcotic Violations	65	43	1
		Drug Equipment Violations	37	0	0
		Betting/Wagering	0	0	0
		Operating/Promoting/Assisting Gambling	0	0	0
		Gambling Equipment Violations	0	0	0
		Sports Tampering	0	0	0
		Pornography/Obscene Material	7	0	0
		Prostitution	0	0	0
		Assisting or Promoting Prostitution	0	0	0
		Purchasing Prostitution	0	0	0
		Weapon Law Violations	22	12	1
		Animal Cruelty	6	4	0
		Total Group A Offenses	734	291	16
		Crimes Against Society			
		Drug/Narcotic Violations	65	43	1
		Drug Equipment Violations	37	0	0
		Betting/Wagering	0	0	0
		Operating/Promoting/Assisting Gambling	0	0	0
		Gambling Equipment Violations	0	0	0
		Sports Tampering	0	0	0
		Pornography/Obscene Material	7	0	0
		Prostitution	0	0	0
		Assisting or Promoting Prostitution	0	0	0
		Purchasing Prostitution	0	0	0
		Weapon Law Violations	22	12	1
		Animal Cruelty	6	4	0
		Total Group A Offenses	734	291	16

(*) Offenses are counted using the FBI Units of Count for Crime

(**) The 'Arrests' column shows arrests made for incidents during the selected period, regardless of arrest date. Arrest counts for the same period may change over time.

Rockingham County Sheriff's Office - VA0820000 - NIBRS Agency Crime Overview - 2020

2020 Population Estimate		62,595	Offenses (*)	Arrests (**)	
Law Enforcement Employees			Reported	Adult	Juvenile
Sworn Male		54	Group A Offenses		
Sworn Female		8	Crimes Against Persons		
Civilian Male		0	Murder and Nonnegligent Manslaughter	4	2
Civilian Female		15	Negligent Manslaughter	0	0
Total:		77	Kidnapping/Abduction	19	2
			Forcible Rape	16	0
			Forcible Sodomy	5	0
			Sexual Assault With An Object	0	0
			Forcible Fondling	31	0
			Incest	0	0
Incident Total		956	Statutory Rape	1	0
Offense Total		1,240	Aggravated Assault	44	19
Group A Crimes per 100,000 population		1,527.3	Simple Assault	109	46
			Intimidation	3	1
			Human Trafficking, Commercial Sex Acts	0	0
			Human Trafficking, Involuntary Servitude	0	0
Arrest Overview			Crimes Against Property		
Total Arrests		1,382	Arson	0	0
Adult Arrests		1,356	Bribery	0	0
Juvenile Arrests		26	Burglary/Breaking & Entering	84	5
Unknown Age		0	Counterfeiting/Forgery	22	2
Arrests per 100,000 population		2,207.8	Destruction/Damage/Vandalism of Property	123	12
			Embezzlement	5	2
			Extortion/Blackmail	9	0
			False Pretenses/Swindle/Confidence Game	67	4
			Credit Card/Automatic Teller Fraud	34	3
			Impersonation	3	0
			Welfare Fraud	0	0
			Wire Fraud	14	0
			Identity Theft	8	2
			Hacking/Computer Invasion	1	0
			Robbery	0	0
			Pocket-picking	0	1
			Purse-snatching	0	0
			Shoplifting	21	5
			Theft From Building	27	0
			Theft From Coin Operated Machine or Device	3	0
			Theft From Motor Vehicle	41	0
			Theft of Motor Vehicle Parts/Accessories	32	0
			All Other Larceny	105	11
			Motor Vehicle Theft	18	0
			Stolen Property Offenses	16	1
			Crimes Against Society		
			Drug/Narcotic Violations	202	64
			Drug Equipment Violations	110	1
			Betting/Wagering	0	0
			Operating/Promoting/Assisting Gambling	0	0
			Gambling Equipment Violations	0	0
			Sports Tampering	0	0
			Pornography/Obscene Material	34	0
			Prostitution	0	0
			Assisting or Promoting Prostitution	0	0
			Purchasing Prostitution	0	0
			Weapon Law Violations	28	10
			Animal Cruelty	1	0
			Total Group A Offenses	1,240	193
					6
Group B Arrests					
Offense	Adult	Juvenile			
Bad Checks	3	0			
Curfew/Loitering/Vagrancy Violations	0	0			
Disorderly Conduct	4	0			
Driving Under the Influence	37	0			
Drunkenness	76	0			
Family Offenses (Nonviolent)	0	4			
Liquor Law Violations	8	0			
Peeping Tom	0	0			
Trespass of Real Property	23	0			
All Other Offenses	1,012	16			
Total Group B	1,163	20			

(*) Offenses are counted using the FBI Units of Count for Crime

(**) The 'Arrests' column shows arrests made for incidents during the selected period, regardless of arrest date. Arrest counts for the same period may change over time.

Rocky Mount Police Department - VA0330100 - NIBRS Agency Crime Overview - 2020

2020 Population Estimate		4,724	Offenses (*)	Arrests (**)	
Law Enforcement Employees			Reported	Adult	Juvenile
Group A Offenses					
Crimes Against Persons					
Sworn Male	17	Murder and Nonnegligent Manslaughter	0	0	0
Sworn Female	3	Negligent Manslaughter	0	0	0
Civilian Male	0	Kidnapping/Abduction	0	0	0
Civilian Female	2	Forcible Rape	4	0	0
Total:	22	Forcible Sodomy	0	0	0
		Sexual Assault With An Object	1	0	0
		Forcible Fondling	2	0	0
		Incest	0	0	0
Incident Total	438	Statutory Rape	0	0	0
Offense Total	501	Aggravated Assault	3	4	0
Group A Crimes per 100,000 population	9,271.8	Simple Assault	65	17	1
		Intimidation	6	0	0
		Human Trafficking, Commercial Sex Acts	0	0	0
		Human Trafficking, Involuntary Servitude	0	0	0
Arrest Overview					
Crimes Against Property					
Total Arrests	456	Arson	3	1	0
Adult Arrests	425	Bribery	0	0	0
Juvenile Arrests	30	Burglary/Breaking & Entering	7	0	0
Unknown Age	1	Counterfeiting/Forgery	2	0	0
Arrests per 100,000 population	9,652.8	Destruction/Damage/Vandalism of Property	52	2	0
		Embezzlement	1	0	0
		Extortion/Blackmail	0	0	0
		False Pretenses/Swindle/Confidence Game	4	0	0
		Credit Card/Automatic Teller Fraud	8	0	0
		Impersonation	0	0	0
		Welfare Fraud	0	0	0
		Wire Fraud	1	0	0
		Identity Theft	3	0	0
		Hacking/Computer Invasion	0	0	0
		Robbery	0	0	0
		Pocket-picking	0	0	0
		Purse-snatching	0	0	0
		Shoplifting	130	107	4
		Theft From Building	4	1	0
		Theft From Coin Operated Machine or Device	1	0	0
		Theft From Motor Vehicle	19	0	0
		Theft of Motor Vehicle Parts/Accessories	2	0	0
		All Other Larceny	45	1	0
		Motor Vehicle Theft	11	4	0
		Stolen Property Offenses	7	2	0
Group B Arrests					
Offense	Adult	Juvenile			
Bad Checks	0	0			
Curfew/Loitering/Vagrancy Violations	0	0			
Disorderly Conduct	5	2			
Driving Under the Influence	25	0			
Drunkenness	29	1			
Family Offenses (Nonviolent)	0	0			
Liquor Law Violations	1	0			
Peeping Tom	0	0			
Trespass of Real Property	5	0			
All Other Offenses	192	18			
Total Group B	257	21			
Crimes Against Society					
		Drug/Narcotic Violations	74	26	4
		Drug Equipment Violations	38	1	0
		Betting/Wagering	0	0	0
		Operating/Promoting/Assisting Gambling	0	0	0
		Gambling Equipment Violations	1	0	0
		Sports Tampering	0	0	0
		Pornography/Obscene Material	0	0	0
		Prostitution	0	0	0
		Assisting or Promoting Prostitution	0	0	0
		Purchasing Prostitution	0	0	0
		Weapon Law Violations	7	2	0
		Animal Cruelty	0	0	0
		Total Group A Offenses	501	168	9

(*) Offenses are counted using the FBI Units of Count for Crime

(**) The 'Arrests' column shows arrests made for incidents during the selected period, regardless of arrest date. Arrest counts for the same period may change over time.

Rural Retreat Police Dept - VA0970300 - NIBRS Agency Crime Overview - 2020

2020 Population Estimate		1,448	Offenses (*)	Arrests (**)	
Law Enforcement Employees			Reported	Adult	Juvenile
Group A Offenses					
Crimes Against Persons					
Sworn Male	1	Murder and Nonnegligent Manslaughter	0	0	0
Sworn Female	0	Negligent Manslaughter	0	0	0
Civilian Male	0	Kidnapping/Abduction	0	0	0
Civilian Female	0	Forcible Rape	0	0	0
Total:	1	Forcible Sodomy	0	0	0
		Sexual Assault With An Object	0	0	0
		Forcible Fondling	0	0	0
		Incest	0	0	0
Incident Total	14	Statutory Rape	0	0	0
Offense Total	14	Aggravated Assault	0	0	0
Group A Crimes per 100,000 population	966.9	Simple Assault	0	0	0
		Intimidation	0	0	0
		Human Trafficking, Commercial Sex Acts	0	0	0
		Human Trafficking, Involuntary Servitude	0	0	0
		Crimes Against Property			
Total Arrests	7	Arson	0	0	0
Adult Arrests	7	Bribery	0	0	0
Juvenile Arrests	0	Burglary/Breaking & Entering	0	0	0
Unknown Age	0	Counterfeiting/Forgery	0	0	0
Arrests per 100,000 population	483.4	Destruction/Damage/Vandalism of Property	0	0	0
		Embezzlement	0	0	0
		Extortion/Blackmail	0	0	0
		False Pretenses/Swindle/Confidence Game	0	0	0
		Credit Card/Automatic Teller Fraud	0	0	0
		Impersonation	0	0	0
		Welfare Fraud	0	0	0
		Wire Fraud	0	0	0
		Identity Theft	0	0	0
		Hacking/Computer Invasion	0	0	0
		Robbery	0	0	0
		Pocket-picking	0	0	0
		Purse-snatching	8	0	0
		Shoplifting	0	0	0
		Theft From Building	1	0	0
		Theft From Coin Operated Machine or Device	0	0	0
		Theft From Motor Vehicle	0	0	0
		Theft of Motor Vehicle Parts/Accessories	0	0	0
		All Other Larceny	1	0	0
		Motor Vehicle Theft	0	0	0
		Stolen Property Offenses	0	0	0
		Crimes Against Society			
		Drug/Narcotic Violations	4	3	0
		Drug Equipment Violations	0	0	0
		Betting/Wagering	0	0	0
		Operating/Promoting/Assisting Gambling	0	0	0
		Gambling Equipment Violations	0	0	0
		Sports Tampering	0	0	0
		Pornography/Obscene Material	0	0	0
		Prostitution	0	0	0
		Assisting or Promoting Prostitution	0	0	0
		Purchasing Prostitution	0	0	0
		Weapon Law Violations	0	0	0
		Animal Cruelty	0	0	0
		Total Group A Offenses	14	3	0
Group B Arrests					
Offense	Adult	Juvenile			
Bad Checks	0	0			
Curfew/Loitering/Vagrancy Violations	0	0			
Disorderly Conduct	0	0			
Driving Under the Influence	0	0			
Drunkenness	2	0			
Family Offenses (Nonviolent)	0	0			
Liquor Law Violations	0	0			
Peeping Tom	0	0			
Trespass of Real Property	0	0			
All Other Offenses	2	0			
Total Group B	4	0			

(*) Offenses are counted using the FBI Units of Count for Crime

(**) The 'Arrests' column shows arrests made for incidents during the selected period, regardless of arrest date. Arrest counts for the same period may change over time.

Russell CO Sheriff Office - VA0830000 - NIBRS Agency Crime Overview - 2020

2020 Population Estimate			22,493	Offenses (*)	Arrests (**)	
				Reported	Adult	Juvenile
Law Enforcement Employees			Crimes Against Persons			
Sworn Male	33		Murder and Nonnegligent Manslaughter	1	1	0
Sworn Female	3		Negligent Manslaughter	0	0	0
Civilian Male	7		Kidnapping/Abduction	1	1	0
Civilian Female	9		Forcible Rape	2	0	0
Total:	52		Forcible Sodomy	2	0	0
			Sexual Assault With An Object	2	0	0
			Forcible Fondling	4	0	0
Offense Overview			Incest	0	0	0
Incident Total	452		Statutory Rape	0	0	0
Offense Total	511		Aggravated Assault	14	7	0
Group A Crimes per 100,000 population	2,009.5		Simple Assault	127	99	1
			Intimidation	17	11	0
			Human Trafficking, Commercial Sex Acts	0	0	0
			Human Trafficking, Involuntary Servitude	0	0	0
Arrest Overview			Crimes Against Property			
Total Arrests	1,241		Arson	3	0	0
Adult Arrests	1,230		Bribery	0	0	0
Juvenile Arrests	11		Burglary/Breaking & Entering	42	10	0
Unknown Age	0		Counterfeiting/Forgery	7	0	0
Arrests per 100,000 population	5,517.3		Destruction/Damage/Vandalism of Property	47	10	0
			Embezzlement	1	0	0
			Extortion/Blackmail	0	1	0
			False Pretenses/Swindle/Confidence Game	13	0	0
			Credit Card/Automatic Teller Fraud	7	1	0
			Impersonation	0	0	0
			Welfare Fraud	0	0	0
Group B Arrests			Wire Fraud	2	0	0
Offense	Adult	Juvenile	Identity Theft	5	0	0
Bad Checks	0	0	Hacking/Computer Invasion	1	0	0
Curfew/Loitering/Vagrancy Violations	0	0	Robbery	2	1	0
Disorderly Conduct	1	0	Pocket-picking	0	0	0
Driving Under the Influence	42	0	Purse-snatching	0	0	0
Drunkenness	41	0	Shoplifting	1	1	0
Family Offenses (Nonviolent)	0	0	Theft From Building	3	0	0
Liquor Law Violations	0	0	Theft From Coin Operated Machine or Device	0	0	0
Loitering/Trespassing	0	0	Theft From Motor Vehicle	6	0	0
Respass of Real Property	15	0	Theft of Motor Vehicle Parts/Accessories	4	0	0
All Other Offenses	900	8	All Other Larceny	76	6	0
Total Group B	999	8	Motor Vehicle Theft	10	2	0
			Stolen Property Offenses	3	1	0
			Crimes Against Society			
			Drug/Narcotic Violations	68	67	2
			Drug Equipment Violations	11	3	0
			Betting/Wagering	0	0	0
			Operating/Promoting/Assisting Gambling	0	0	0
			Gambling Equipment Violations	0	0	0
			Sports Tampering	0	0	0
			Pornography/Obscene Material	7	0	0
			Prostitution	0	0	0
			Assisting or Promoting Prostitution	0	0	0
			Purchasing Prostitution	0	0	0
			Weapon Law Violations	21	9	0
			Animal Cruelty	1	0	0
			Total Group A Offenses	511	231	3

(*) Offenses are counted using the FBI Units of Count for Crime

(**) The 'Arrests' column shows arrests made for incidents during the selected period, regardless of arrest date. Arrest counts for the same period may change over time.

Salem Police Department - VA0800100 - NIBRS Agency Crime Overview - 2020

2020 Population Estimate		25,522	Offenses (*)	Arrests (**)	
Law Enforcement Employees			Reported	Adult	Juvenile
Group A Offenses					
Crimes Against Persons					
Sworn Male	57	Murder and Nonnegligent Manslaughter	1	0	0
Sworn Female	5	Negligent Manslaughter	1	0	0
Civilian Male	4	Kidnapping/Abduction	0	0	0
Civilian Female	20	Forcible Rape	0	0	0
Total:	86	Forcible Sodomy	1	0	0
		Sexual Assault With An Object	0	0	0
		Forcible Fondling	5	1	2
		Incest	0	0	0
Incident Total	1,084	Statutory Rape	1	1	0
Offense Total	1,272	Aggravated Assault	7	7	0
Group A Crimes per 100,000 population	4,247.3	Simple Assault	233	141	18
		Intimidation	0	0	0
		Human Trafficking, Commercial Sex Acts	0	0	0
		Human Trafficking, Involuntary Servitude	0	0	0
Arrest Overview					
Crimes Against Property					
Total Arrests	782	Arson	5	1	0
Adult Arrests	724	Bribery	0	0	0
Juvenile Arrests	58	Burglary/Breaking & Entering	25	10	0
Unknown Age	0	Counterfeiting/Forgery	34	9	0
Arrests per 100,000 population	3,064.0	Destruction/Damage/Vandalism of Property	146	13	7
		Embezzlement	10	4	0
		Extortion/Blackmail	2	0	0
		False Pretenses/Swindle/Confidence Game	37	6	2
		Credit Card/Automatic Teller Fraud	19	3	0
		Impersonation	0	0	0
		Welfare Fraud	0	0	0
		Wire Fraud	0	0	0
		Identity Theft	0	0	0
		Hacking/Computer Invasion	0	0	0
		Robbery	4	5	0
		Pocket-picking	0	0	0
		Purse-snatching	0	0	0
		Shoplifting	145	127	4
		Theft From Building	74	7	0
		Theft From Coin Operated Machine or Device	5	0	0
		Theft From Motor Vehicle	104	26	6
		Theft of Motor Vehicle Parts/Accessories	28	2	1
		All Other Larceny	74	7	4
		Motor Vehicle Theft	44	12	2
		Stolen Property Offenses	3	0	0
Group B Arrests					
Offense	Adult	Juvenile			
Bad Checks	1	0			
Curfew/Loitering/Vagrancy Violations	0	0			
Disorderly Conduct	1	2			
Driving Under the Influence	63	1			
Drunkenness	125	0			
Family Offenses (Nonviolent)	6	0			
Liquor Law Violations	2	2			
Peeping Tom	0	0			
Trespass of Real Property	26	0			
All Other Offenses	1	0			
Total Group B	225	5			
Crimes Against Society					
		Drug/Narcotic Violations	162	98	6
		Drug Equipment Violations	65	0	0
		Betting/Wagering	0	0	0
		Operating/Promoting/Assisting Gambling	0	0	0
		Gambling Equipment Violations	0	0	0
		Sports Tampering	0	0	0
		Pornography/Obscene Material	4	2	0
		Prostitution	0	0	0
		Assisting or Promoting Prostitution	0	0	0
		Purchasing Prostitution	0	0	0
		Weapon Law Violations	33	17	1
		Animal Cruelty	0	0	0
		Total Group A Offenses	1,272	499	53

(*) Offenses are counted using the FBI Units of Count for Crime

(**) The 'Arrests' column shows arrests made for incidents during the selected period, regardless of arrest date. Arrest counts for the same period may change over time.

Saltville - VA0860200 - NIBRS Agency Crime Overview - 2020

2020 Population Estimate		1,901	Offenses (*)	Arrests (**)	
Law Enforcement Employees			Reported	Adult	Juvenile
Group A Offenses					
Crimes Against Persons					
Sworn Male	7	Murder and Nonnegligent Manslaughter	0	0	0
Sworn Female	0	Negligent Manslaughter	0	0	0
Civilian Male	0	Kidnapping/Abduction	0	0	0
Civilian Female	0	Forcible Rape	0	0	0
Total:	7	Forcible Sodomy	0	0	0
		Sexual Assault With An Object	0	0	0
		Forcible Fondling	0	0	0
		Incest	0	0	0
Incident Total	36	Statutory Rape	0	0	0
Offense Total	39	Aggravated Assault	1	1	0
Group A Crimes per 100,000 population	1,893.7	Simple Assault	3	2	0
		Intimidation	0	0	0
		Human Trafficking, Commercial Sex Acts	0	0	0
		Human Trafficking, Involuntary Servitude	0	0	0
Arrest Overview					
Crimes Against Property					
Total Arrests	66	Arson	0	0	0
Adult Arrests	66	Bribery	0	0	0
Juvenile Arrests	0	Burglary/Breaking & Entering	1	0	0
Unknown Age	0	Counterfeiting/Forgery	1	0	0
Arrests per 100,000 population	3,471.9	Destruction/Damage/Vandalism of Property	6	1	0
		Embezzlement	0	0	0
		Extortion/Blackmail	0	0	0
		False Pretenses/Swindle/Confidence Game	0	0	0
		Credit Card/Automatic Teller Fraud	0	0	0
		Impersonation	0	0	0
		Welfare Fraud	0	0	0
		Wire Fraud	0	0	0
		Identity Theft	0	0	0
		Hacking/Computer Invasion	0	0	0
		Robbery	0	0	0
		Pocket-picking	0	0	0
		Purse-snatching	0	0	0
		Shoplifting	3	3	0
		Theft From Building	0	0	0
		Theft From Coin Operated Machine or Device	1	0	0
		Theft From Motor Vehicle	0	0	0
		Theft of Motor Vehicle Parts/Accessories	1	0	0
		All Other Larceny	8	3	0
		Motor Vehicle Theft	3	1	0
		Stolen Property Offenses	0	0	0
Group B Arrests					
Offense	Adult	Juvenile			
Bad Checks	0	0			
Curfew/Loitering/Vagrancy Violations	0	0			
Disorderly Conduct	0	0			
Driving Under the Influence	2	0			
Drunkenness	3	0			
Family Offenses (Nonviolent)	0	0			
Liquor Law Violations	0	0			
Peeping Tom	0	0			
Trespass of Real Property	12	0			
All Other Offenses	32	0			
Total Group B	49	0			
Crimes Against Society					
		Drug/Narcotic Violations	9	6	0
		Drug Equipment Violations	2	0	0
		Betting/Wagering	0	0	0
		Operating/Promoting/Assisting Gambling	0	0	0
		Gambling Equipment Violations	0	0	0
		Sports Tampering	0	0	0
		Pornography/Obscene Material	0	0	0
		Prostitution	0	0	0
		Assisting or Promoting Prostitution	0	0	0
		Purchasing Prostitution	0	0	0
		Weapon Law Violations	0	0	0
		Animal Cruelty	0	0	0
		Total Group A Offenses	39	17	0

(*) Offenses are counted using the FBI Units of Count for Crime

(**) The 'Arrests' column shows arrests made for incidents during the selected period, regardless of arrest date. Arrest counts for the same period may change over time.

Scott County Sheriff's Office - VA0840000 - NIBRS Agency Crime Overview - 2020

2020 Population Estimate		18,915	Offenses (*)	Arrests (**)	
Law Enforcement Employees			Reported	Adult	Juvenile
Group A Offenses					
Crimes Against Persons					
Sworn Male	28	Murder and Nonnegligent Manslaughter	2	1	0
Sworn Female	3	Negligent Manslaughter	0	0	0
Civilian Male	1	Kidnapping/Abduction	5	3	0
Civilian Female	4	Forcible Rape	6	1	0
Total:	36	Forcible Sodomy	2	1	0
		Sexual Assault With An Object	2	0	0
		Forcible Fondling	6	1	0
		Incest	0	0	0
Incident Total	719	Statutory Rape	0	0	0
Offense Total	935	Aggravated Assault	22	19	0
Group A Crimes per 100,000 population	3,801.2	Simple Assault	105	55	0
		Intimidation	7	2	1
		Human Trafficking, Commercial Sex Acts	0	0	0
		Human Trafficking, Involuntary Servitude	0	0	0
Arrest Overview					
Crimes Against Property					
Total Arrests	1,024	Arson	5	0	0
Adult Arrests	1,019	Bribery	0	0	0
Juvenile Arrests	3	Burglary/Breaking & Entering	53	14	0
Unknown Age	2	Counterfeiting/Forgery	9	2	0
Arrests per 100,000 population	5,413.7	Destruction/Damage/Vandalism of Property	80	12	0
		Embezzlement	1	0	0
		Extortion/Blackmail	1	2	0
		False Pretenses/Swindle/Confidence Game	8	1	0
		Credit Card/Automatic Teller Fraud	9	0	0
		Impersonation	5	7	0
		Welfare Fraud	0	1	0
		Wire Fraud	1	0	0
		Identity Theft	10	3	0
		Hacking/Computer Invasion	0	0	0
		Robbery	4	3	0
		Pocket-picking	5	2	0
		Purse-snatching	0	0	0
		Shoplifting	7	3	0
		Theft From Building	12	1	0
		Theft From Coin Operated Machine or Device	0	0	0
		Theft From Motor Vehicle	10	0	0
		Theft of Motor Vehicle Parts/Accessories	8	2	2
		All Other Larceny	133	7	0
		Motor Vehicle Theft	26	6	0
		Stolen Property Offenses	10	4	0
Group B Arrests					
Offense	Adult	Juvenile			
Bad Checks	3	0			
Curfew/Loitering/Vagrancy Violations	0	0			
Disorderly Conduct	1	0			
Driving Under the Influence	33	0			
Drunkenness	32	0			
Family Offenses (Nonviolent)	3	0			
Liquor Law Violations	0	0			
Peeping Tom	0	0			
Trespass of Real Property	15	0			
All Other Offenses	541	0			
Total Group B	628	0			
Crimes Against Society					
		Drug/Narcotic Violations	290	225	0
		Drug Equipment Violations	33	1	0
		Betting/Wagering	0	0	0
		Operating/Promoting/Assisting Gambling	0	0	0
		Gambling Equipment Violations	0	0	0
		Sports Tampering	0	0	0
		Pornography/Obscene Material	2	0	0
		Prostitution	0	0	0
		Assisting or Promoting Prostitution	0	0	0
		Purchasing Prostitution	0	0	0
		Weapon Law Violations	53	12	0
		Animal Cruelty	3	0	0
		Total Group A Offenses	935	391	3

(*) Offenses are counted using the FBI Units of Count for Crime

(**) The 'Arrests' column shows arrests made for incidents during the selected period, regardless of arrest date. Arrest counts for the same period may change over time.

Shenandoah County Sheriff's Office - VA0850000 - NIBRS Agency Crime Overview - 2020

2020 Population Estimate		26,861	Offenses (*)	Arrests (**)	
			Reported	Adult	Juvenile
Law Enforcement Employees			Crimes Against Persons		
Sworn Male	52	Murder and Nonnegligent Manslaughter	0	0	0
Sworn Female	11	Negligent Manslaughter	0	0	0
Civilian Male	1	Kidnapping/Abduction	9	4	0
Civilian Female	5	Forcible Rape	6	1	0
Total:	69	Forcible Sodomy	1	0	0
		Sexual Assault With An Object	2	1	0
		Forcible Fondling	8	1	0
		Incest	0	0	0
Incident Total	771	Statutory Rape	1	0	0
Offense Total	922	Aggravated Assault	35	16	0
Group A Crimes per 100,000 population	2,870.3	Simple Assault	174	90	8
		Intimidation	25	7	0
		Human Trafficking, Commercial Sex Acts	0	0	0
		Human Trafficking, Involuntary Servitude	0	0	0
Arrest Overview		Crimes Against Property			
Total Arrests	741	Arson	0	0	0
Adult Arrests	708	Bribery	0	0	0
Juvenile Arrests	31	Burglary/Breaking & Entering	27	1	0
Unknown Age	2	Counterfeiting/Forgery	6	3	0
Arrests per 100,000 population	2,758.6	Destruction/Damage/Vandalism of Property	181	18	2
		Embezzlement	0	0	0
		Extortion/Blackmail	0	0	0
		False Pretenses/Swindle/Confidence Game	57	5	0
		Credit Card/Automatic Teller Fraud	7	0	0
		Impersonation	15	1	0
		Welfare Fraud	0	0	0
		Wire Fraud	0	0	0
		Identity Theft	0	0	0
		Hacking/Computer Invasion	0	0	0
		Robbery	2	2	1
		Pocket-picking	0	0	0
		Purse-snatching	0	0	0
		Shoplifting	4	1	0
		Theft From Building	63	7	0
		Theft From Coin Operated Machine or Device	0	0	0
		Theft From Motor Vehicle	13	0	0
		Theft of Motor Vehicle Parts/Accessories	1	0	0
		All Other Larceny	112	9	1
		Motor Vehicle Theft	7	0	0
		Stolen Property Offenses	1	1	0
		Crimes Against Society			
		Drug/Narcotic Violations	114	69	0
		Drug Equipment Violations	4	1	0
		Betting/Wagering	0	0	0
		Operating/Promoting/Assisting Gambling	0	0	0
		Gambling Equipment Violations	0	0	0
		Sports Tampering	0	0	0
		Pornography/Obscene Material	11	1	4
		Prostitution	0	0	0
		Assisting or Promoting Prostitution	0	0	0
		Purchasing Prostitution	0	0	0
		Weapon Law Violations	36	17	0
		Animal Cruelty	0	0	0
		Total Group A Offenses	922	256	16

(*) Offenses are counted using the FBI Units of Count for Crime

(**) The 'Arrests' column shows arrests made for incidents during the selected period, regardless of arrest date. Arrest counts for the same period may change over time.

Shenandoah Police Department - VA0690200 - NIBRS Agency Crime Overview - 2020

2020 Population Estimate	2,331		Offenses (*)	Arrests (**)	
		Group A Offenses	Reported	Adult	Juvenile
Law Enforcement Employees		Crimes Against Persons			
Sworn Male	6	Murder and Nonnegligent Manslaughter	0	0	0
Sworn Female	0	Negligent Manslaughter	0	0	0
Civilian Male	0	Kidnapping/Abduction	0	0	0
Civilian Female	1	Forcible Rape	1	0	0
Total:	7	Forcible Sodomy	0	0	0
		Sexual Assault With An Object	0	0	0
		Forcible Fondling	1	0	0
Offense Overview		Incest	0	0	0
Incident Total	45	Statutory Rape	0	0	0
Offense Total	56	Aggravated Assault	2	1	0
Group A Crimes per 100,000 population	1,930.5	Simple Assault	3	2	0
		Intimidation	0	0	0
		Human Trafficking, Commercial Sex Acts	0	0	0
		Human Trafficking, Involuntary Servitude	0	0	0
Arrest Overview		Crimes Against Property			
Total Arrests	15	Arson	0	0	0
Adult Arrests	15	Bribery	0	0	0
Juvenile Arrests	0	Burglary/Breaking & Entering	4	0	0
Unknown Age	0	Counterfeiting/Forgery	0	0	0
Arrests per 100,000 population	643.5	Destruction/Damage/Vandalism of Property	9	0	0
		Embezzlement	0	0	0
		Extortion/Blackmail	0	0	0
		False Pretenses/Swindle/Confidence Game	1	0	0
		Credit Card/Automatic Teller Fraud	1	0	0
		Impersonation	0	0	0
		Welfare Fraud	0	0	0
		Wire Fraud	0	0	0
		Identity Theft	0	0	0
		Hacking/Computer Invasion	0	0	0
		Robbery	1	0	0
		Pocket-picking	0	0	0
		Purse-snatching	0	0	0
		Shoplifting	0	0	0
		Theft From Building	1	0	0
		Theft From Coin Operated Machine or Device	0	0	0
		Theft From Motor Vehicle	3	0	0
		Theft of Motor Vehicle Parts/Accessories	1	0	0
		All Other Larceny	9	0	0
		Motor Vehicle Theft	1	0	0
		Stolen Property Offenses	0	0	0
		Crimes Against Society			
		Drug/Narcotic Violations	14	4	0
		Drug Equipment Violations	2	0	0
		Betting/Wagering	0	0	0
		Operating/Promoting/Assisting Gambling	0	0	0
		Gambling Equipment Violations	0	0	0
		Sports Tampering	0	0	0
		Pornography/Obscene Material	1	0	0
		Prostitution	0	0	0
		Assisting or Promoting Prostitution	0	0	0
		Purchasing Prostitution	0	0	0
		Weapon Law Violations	1	0	0
		Animal Cruelty	0	0	0
		Total Group A Offenses	56	7	0
Group B Arrests					
Offense	Adult	Juvenile			
Bad Checks	0	0			
Curfew/Loitering/Vagrancy Violations	0	0			
Disorderly Conduct	0	0			
Driving Under the Influence	2	0			
Drunkenness	3	0			
Family Offenses (Nonviolent)	0	0			
Liquor Law Violations	0	0			
Peeping Tom	0	0			
Trespass of Real Property	1	0			
All Other Offenses	2	0			
Total Group B	8	0			

(*) Offenses are counted using the FBI Units of Count for Crime

(**) The 'Arrests' column shows arrests made for incidents during the selected period, regardless of arrest date. Arrest counts for the same period may change over time.

Smithfield Police Department - VA0460100 - NIBRS Agency Crime Overview - 2020

2020 Population Estimate		8,475	Offenses (*)	Arrests (**)	
Law Enforcement Employees			Reported	Adult	Juvenile
Group A Offenses					
Crimes Against Persons					
Sworn Male	19	Murder and Nonnegligent Manslaughter	0	0	0
Sworn Female	1	Negligent Manslaughter	0	0	0
Civilian Male	0	Kidnapping/Abduction	0	0	0
Civilian Female	4	Forcible Rape	0	0	0
Total:	24	Forcible Sodomy	0	0	0
		Sexual Assault With An Object	0	0	0
		Forcible Fondling	4	2	0
		Incest	0	0	0
Incident Total	267	Statutory Rape	0	0	0
Offense Total	295	Aggravated Assault	12	3	0
Group A Crimes per 100,000 population	3,150.4	Simple Assault	60	21	0
		Intimidation	5	1	0
		Human Trafficking, Commercial Sex Acts	0	0	0
		Human Trafficking, Involuntary Servitude	0	0	0
Arrest Overview					
Crimes Against Property					
Total Arrests	93	Arson	0	0	0
Adult Arrests	91	Bribery	0	0	0
Juvenile Arrests	2	Burglary/Breaking & Entering	11	2	0
Unknown Age	0	Counterfeiting/Forgery	2	0	0
Arrests per 100,000 population	1,097.3	Destruction/Damage/Vandalism of Property	48	1	1
		Embezzlement	0	0	0
		Extortion/Blackmail	0	0	0
		False Pretenses/Swindle/Confidence Game	26	0	0
		Credit Card/Automatic Teller Fraud	0	1	0
		Impersonation	0	0	0
		Welfare Fraud	0	0	0
		Wire Fraud	3	0	0
		Identity Theft	0	0	0
		Hacking/Computer Invasion	0	0	0
		Robbery	2	0	0
		Pocket-picking	0	0	0
		Purse-snatching	0	0	0
		Shoplifting	10	0	0
		Theft From Building	8	0	1
		Theft From Coin Operated Machine or Device	0	0	0
		Theft From Motor Vehicle	32	0	0
		Theft of Motor Vehicle Parts/Accessories	8	0	0
		All Other Larceny	27	0	0
		Motor Vehicle Theft	6	0	0
		Stolen Property Offenses	1	1	0
Group B Arrests					
Offense	Adult	Juvenile			
Bad Checks	1	0			
Curfew/Loitering/Vagrancy Violations	0	0			
Disorderly Conduct	6	0			
Driving Under the Influence	25	0			
Drunkenness	11	0			
Family Offenses (Nonviolent)	0	0			
Liquor Law Violations	0	0			
Peeping Tom	0	0			
Trespass of Real Property	1	0			
All Other Offenses	5	0			
Total Group B	49	0			
Crimes Against Society					
		Drug/Narcotic Violations	18	4	0
		Drug Equipment Violations	0	0	0
		Betting/Wagering	0	0	0
		Operating/Promoting/Assisting Gambling	0	0	0
		Gambling Equipment Violations	0	0	0
		Sports Tampering	0	0	0
		Pornography/Obscene Material	1	0	0
		Prostitution	0	0	0
		Assisting or Promoting Prostitution	0	0	0
		Purchasing Prostitution	0	0	0
		Weapon Law Violations	11	6	0
		Animal Cruelty	0	0	0
		Total Group A Offenses	295	42	2

(*) Offenses are counted using the FBI Units of Count for Crime

(**) The 'Arrests' column shows arrests made for incidents during the selected period, regardless of arrest date. Arrest counts for the same period may change over time.

Smyth County Sheriff's Office - VA0860000 - NIBRS Agency Crime Overview - 2020

2020 Population Estimate		21,617	Offenses (*)	Arrests (**)	
Law Enforcement Employees			Reported	Adult	Juvenile
Group A Offenses					
Crimes Against Persons					
Sworn Male	40	Murder and Nonnegligent Manslaughter	5	1	0
Sworn Female	3	Negligent Manslaughter	0	0	0
Civilian Male	3	Kidnapping/Abduction	0	0	0
Civilian Female	10	Forcible Rape	3	0	0
Total:	56	Forcible Sodomy	0	0	0
		Sexual Assault With An Object	0	0	0
		Forcible Fondling	9	0	0
		Incest	0	0	0
Incident Total	508	Statutory Rape	0	0	0
Offense Total	539	Aggravated Assault	10	6	2
Group A Crimes per 100,000 population	2,350.0	Simple Assault	77	54	0
		Intimidation	6	3	0
		Human Trafficking, Commercial Sex Acts	0	0	0
		Human Trafficking, Involuntary Servitude	0	0	0
Arrest Overview					
Crimes Against Property					
Total Arrests	747	Arson	3	0	0
Adult Arrests	733	Bribery	0	0	0
Juvenile Arrests	12	Burglary/Breaking & Entering	16	3	0
Unknown Age	2	Counterfeiting/Forgery	1	0	0
Arrests per 100,000 population	3,455.6	Destruction/Damage/Vandalism of Property	39	3	0
		Embezzlement	0	0	0
		Extortion/Blackmail	0	0	0
		False Pretenses/Swindle/Confidence Game	9	1	0
		Credit Card/Automatic Teller Fraud	8	0	0
		Impersonation	0	0	0
		Welfare Fraud	0	0	0
		Wire Fraud	3	0	0
		Identity Theft	3	1	0
		Hacking/Computer Invasion	0	0	0
		Robbery	1	0	0
		Pocket-picking	0	0	0
		Purse-snatching	0	0	0
		Shoplifting	7	5	0
		Theft From Building	9	0	0
		Theft From Coin Operated Machine or Device	0	0	0
		Theft From Motor Vehicle	11	1	0
		Theft of Motor Vehicle Parts/Accessories	1	0	0
		All Other Larceny	92	11	1
		Motor Vehicle Theft	18	2	0
		Stolen Property Offenses	3	0	0
Group B Arrests					
Offense	Adult	Juvenile			
Bad Checks	0	0			
Curfew/Loitering/Vagrancy Violations	0	0			
Disorderly Conduct	0	0			
Driving Under the Influence	7	0			
Drunkenness	27	0			
Family Offenses (Nonviolent)	2	0			
Liquor Law Violations	0	0			
Peeping Tom	0	0			
Trespass of Real Property	14	0			
All Other Offenses	502	9			
Total Group B	552	9			
Crimes Against Society					
		Drug/Narcotic Violations	191	87	0
		Drug Equipment Violations	1	0	0
		Betting/Wagering	0	0	0
		Operating/Promoting/Assisting Gambling	0	0	0
		Gambling Equipment Violations	0	0	0
		Sports Tampering	0	0	0
		Pornography/Obscene Material	2	0	0
		Prostitution	0	0	0
		Assisting or Promoting Prostitution	0	0	0
		Purchasing Prostitution	0	0	0
		Weapon Law Violations	11	3	0
		Animal Cruelty	0	0	0
		Total Group A Offenses	539	181	3

(*) Offenses are counted using the FBI Units of Count for Crime

(**) The 'Arrests' column shows arrests made for incidents during the selected period, regardless of arrest date. Arrest counts for the same period may change over time.

South Boston Police Department - VA1240000 - NIBRS Agency Crime Overview - 2020

2020 Population Estimate		7,588	Offenses (*)	Arrests (**)	
Law Enforcement Employees			Reported	Adult	Juvenile
Group A Offenses					
Crimes Against Persons					
Sworn Male	23	Murder and Nonnegligent Manslaughter	1	1	0
Sworn Female	4	Negligent Manslaughter	0	0	0
Civilian Male	0	Kidnapping/Abduction	1	0	0
Civilian Female	2	Forcible Rape	4	0	0
Total:	29	Forcible Sodomy	1	0	1
		Sexual Assault With An Object	0	0	0
		Forcible Fondling	1	0	0
		Incest	0	0	0
Incident Total	584	Statutory Rape	0	0	0
Offense Total	687	Aggravated Assault	18	14	1
Group A Crimes per 100,000 population	7,696.4	Simple Assault	134	28	1
		Intimidation	1	0	0
		Human Trafficking, Commercial Sex Acts	0	0	0
		Human Trafficking, Involuntary Servitude	0	0	0
Arrest Overview					
Crimes Against Property					
Total Arrests	273	Arson	0	1	0
Adult Arrests	264	Bribery	0	0	0
Juvenile Arrests	9	Burglary/Breaking & Entering	37	2	0
Unknown Age	0	Counterfeiting/Forgery	19	1	0
Arrests per 100,000 population	3,597.8	Destruction/Damage/Vandalism of Property	92	12	1
		Embezzlement	2	2	0
		Extortion/Blackmail	0	0	0
		False Pretenses/Swindle/Confidence Game	10	3	0
		Credit Card/Automatic Teller Fraud	9	0	0
		Impersonation	3	0	0
		Welfare Fraud	0	0	0
		Wire Fraud	3	0	0
		Identity Theft	2	0	0
		Hacking/Computer Invasion	6	4	0
		Robbery	5	0	0
		Pocket-picking	0	0	0
		Purse-snatching	0	0	0
		Shoplifting	69	37	0
		Theft From Building	9	0	0
		Theft From Coin Operated Machine or Device	0	0	0
		Theft From Motor Vehicle	45	0	0
		Theft of Motor Vehicle Parts/Accessories	12	0	0
		All Other Larceny	60	9	2
		Motor Vehicle Theft	12	1	0
		Stolen Property Offenses	2	1	0
Group B Arrests					
Offense	Adult	Juvenile			
Bad Checks	0	0			
Curfew/Loitering/Vagrancy Violations	0	0			
Disorderly Conduct	2	1			
Driving Under the Influence	23	0			
Drunkenness	13	0			
Family Offenses (Nonviolent)	0	0			
Liquor Law Violations	0	0			
Peeping Tom	0	0			
Trespass of Real Property	16	0			
All Other Offenses	38	0			
Total Group B	92	1			
Crimes Against Society					
		Drug/Narcotic Violations	69	46	2
		Drug Equipment Violations	25	1	0
		Betting/Wagering	0	0	0
		Operating/Promoting/Assisting Gambling	0	0	0
		Gambling Equipment Violations	0	0	0
		Sports Tampering	0	0	0
		Pornography/Obscene Material	1	0	0
		Prostitution	0	0	0
		Assisting or Promoting Prostitution	0	0	0
		Purchasing Prostitution	0	0	0
		Weapon Law Violations	34	9	0
		Animal Cruelty	0	0	0
		Total Group A Offenses	687	172	8

(*) Offenses are counted using the FBI Units of Count for Crime

(**) The 'Arrests' column shows arrests made for incidents during the selected period, regardless of arrest date. Arrest counts for the same period may change over time.

South Hill Police Department - VA0580500 - NIBRS Agency Crime Overview - 2020

2020 Population Estimate		4,349	Offenses (*)	Arrests (**)	
Law Enforcement Employees			Reported	Adult	Juvenile
Group A Offenses					
Crimes Against Persons					
Sworn Male	18	Murder and Nonnegligent Manslaughter	0	0	0
Sworn Female	2	Negligent Manslaughter	0	0	0
Civilian Male	0	Kidnapping/Abduction	0	0	0
Civilian Female	2	Forcible Rape	1	0	0
Total:	22	Forcible Sodomy	0	0	0
		Sexual Assault With An Object	0	0	0
		Forcible Fondling	1	0	0
		Incest	0	0	0
Incident Total	323	Statutory Rape	1	0	0
Offense Total	355	Aggravated Assault	17	5	0
Group A Crimes per 100,000 population	7,427.0	Simple Assault	38	12	0
		Intimidation	2	0	0
		Human Trafficking, Commercial Sex Acts	0	0	0
		Human Trafficking, Involuntary Servitude	0	0	0
Arrest Overview					
Crimes Against Property					
Total Arrests	134	Arson	1	0	0
Adult Arrests	133	Bribery	0	0	0
Juvenile Arrests	1	Burglary/Breaking & Entering	14	0	0
Unknown Age	0	Counterfeiting/Forgery	7	0	0
Arrests per 100,000 population	3,081.2	Destruction/Damage/Vandalism of Property	41	3	0
		Embezzlement	2	0	0
		Extortion/Blackmail	0	0	0
		False Pretenses/Swindle/Confidence Game	10	0	0
		Credit Card/Automatic Teller Fraud	6	1	0
		Impersonation	0	0	0
		Welfare Fraud	0	0	0
		Wire Fraud	3	0	0
		Identity Theft	0	0	0
		Hacking/Computer Invasion	0	0	0
		Robbery	3	0	0
		Pocket-picking	9	0	0
		Purse-snatching	0	0	0
		Shoplifting	101	58	0
		Theft From Building	0	0	0
		Theft From Coin Operated Machine or Device	0	0	0
		Theft From Motor Vehicle	4	0	0
		Theft of Motor Vehicle Parts/Accessories	0	0	0
		All Other Larceny	51	2	0
		Motor Vehicle Theft	9	0	0
		Stolen Property Offenses	0	0	0
Crimes Against Society					
		Drug/Narcotic Violations	17	13	0
		Drug Equipment Violations	7	0	0
		Betting/Wagering	0	0	0
		Operating/Promoting/Assisting Gambling	0	0	0
		Gambling Equipment Violations	0	0	0
		Sports Tampering	0	0	0
		Pornography/Obscene Material	1	0	0
		Prostitution	0	0	0
		Assisting or Promoting Prostitution	0	0	0
		Purchasing Prostitution	0	0	0
		Weapon Law Violations	9	3	0
		Animal Cruelty	0	0	0
Total Group A Offenses			355	97	0
Group B Arrests					
Offense	Adult	Juvenile			
Bad Checks	0	0			
Curfew/Loitering/Vagrancy Violations	0	0			
Disorderly Conduct	0	0			
Driving Under the Influence	15	0			
Drunkenness	7	0			
Family Offenses (Nonviolent)	0	0			
Liquor Law Violations	1	0			
Peeping Tom	0	0			
Trespass of Real Property	5	0			
All Other Offenses	8	1			
Total Group B	36	1			

(*) Offenses are counted using the FBI Units of Count for Crime

(**) The 'Arrests' column shows arrests made for incidents during the selected period, regardless of arrest date. Arrest counts for the same period may change over time.

Southampton County Sheriff's Office - VA0870000 - NIBRS Agency Crime Overview - 2020

2020 Population Estimate			17,954		Offenses (*)	Arrests (**)	
				Group A Offenses	Reported	Adult	Juvenile
Law Enforcement Employees				Crimes Against Persons			
Sworn Male		49		Murder and Nonnegligent Manslaughter	0	0	0
Sworn Female		15		Negligent Manslaughter	0	0	0
Civilian Male		0		Kidnapping/Abduction	2	2	0
Civilian Female		15		Forcible Rape	1	1	0
				Forcible Sodomy	1	0	0
Total:		79		Sexual Assault With An Object	1	0	0
				Forcible Fondling	5	1	0
Offense Overview					Incest	3	0
Incident Total		500		Statutory Rape	0	0	0
Offense Total		567		Aggravated Assault	14	4	0
Group A Crimes per 100,000 population		2,784.9		Simple Assault	122	32	2
				Intimidation	3	0	0
				Human Trafficking, Commercial Sex Acts	1	0	0
				Human Trafficking, Involuntary Servitude	0	0	0
Arrest Overview					Crimes Against Property		
Total Arrests		181		Arson	2	1	0
Adult Arrests		175		Bribery	0	0	0
Juvenile Arrests		6		Burglary/Breaking & Entering	28	2	1
Unknown Age		0		Counterfeiting/Forgery	7	0	0
Arrests per 100,000 population		1,008.1		Destruction/Damage/Vandalism of Property	115	5	0
				Embezzlement	1	0	0
				Extortion/Blackmail	0	0	0
				False Pretenses/Swindle/Confidence Game	5	0	0
				Credit Card/Automatic Teller Fraud	11	1	0
				Impersonation	0	0	0
				Welfare Fraud	0	0	0
Group B Arrests				Wire Fraud	1	0	0
Offense	Adult	Juvenile		Identity Theft	16	1	0
Bad Checks	0	0		Hacking/Computer Invasion	1	0	0
Curfew/Loitering/Vagrancy Violations	0	0		Robbery	2	0	0
Disorderly Conduct	0	0		Pocket-picking	0	0	0
Driving Under the Influence	33	0		Purse-snatching	0	0	0
Drunkenness	2	0		Shoplifting	6	2	0
Family Offenses (Nonviolent)	0	0		Theft From Building	16	0	0
Liquor Law Violations	0	0		Theft From Coin Operated Machine or Device	0	0	0
Loitering/Trespassing	0	0		Theft From Motor Vehicle	37	3	0
Respass of Real Property	5	0		Theft of Motor Vehicle Parts/Accessories	11	0	0
All Other Offenses	48	1		All Other Larceny	61	5	1
				Motor Vehicle Theft	24	1	0
Total Group B	88	1		Stolen Property Offenses	3	1	0
				Crimes Against Society			
				Drug/Narcotic Violations	45	16	1
				Drug Equipment Violations	1	0	0
				Betting/Wagering	0	0	0
				Operating/Promoting/Assisting Gambling	0	0	0
				Gambling Equipment Violations	0	0	0
				Sports Tampering	0	0	0
				Pornography/Obscene Material	4	3	0
				Prostitution	0	0	0
				Assisting or Promoting Prostitution	0	0	0
				Purchasing Prostitution	0	0	0
				Weapon Law Violations	15	6	0
				Animal Cruelty	2	0	0
				Total Group A Offenses	567	87	5

(*) Offenses are counted using the FBI Units of Count for Crime

(**) The 'Arrests' column shows arrests made for incidents during the selected period, regardless of arrest date. Arrest counts for the same period may change over time.

Spotsylvania County Sheriff's Office - VA0880000 - NIBRS Agency Crime Overview - 2020

2020 Population Estimate		137,739	Offenses (*)	Arrests (**)	
Law Enforcement Employees			Reported	Adult	Juvenile
Group A Offenses					
Crimes Against Persons					
Sworn Male	205	Murder and Nonnegligent Manslaughter	5	2	0
Sworn Female	34	Negligent Manslaughter	0	0	0
Civilian Male	15	Kidnapping/Abduction	26	22	0
Civilian Female	56	Forcible Rape	20	1	0
Total:	310	Forcible Sodomy	5	3	0
		Sexual Assault With An Object	6	1	0
		Forcible Fondling	49	9	0
		Incest	1	0	0
Incident Total	2,391	Statutory Rape	1	1	0
Offense Total	2,790	Aggravated Assault	104	57	3
Group A Crimes per 100,000 population	1,735.9	Simple Assault	602	234	3
		Intimidation	8	4	0
		Human Trafficking, Commercial Sex Acts	0	0	0
		Human Trafficking, Involuntary Servitude	0	0	0
Arrest Overview					
Crimes Against Property					
Total Arrests	1,576	Arson	2	0	0
Adult Arrests	1,548	Bribery	1	1	0
Juvenile Arrests	28	Burglary/Breaking & Entering	46	1	0
Unknown Age	0	Counterfeiting/Forgery	25	5	0
Arrests per 100,000 population	1,144.2	Destruction/Damage/Vandalism of Property	251	17	0
		Embezzlement	5	2	0
		Extortion/Blackmail	2	0	0
		False Pretenses/Swindle/Confidence Game	165	4	0
		Credit Card/Automatic Teller Fraud	62	0	0
		Impersonation	0	7	0
		Welfare Fraud	0	0	0
		Wire Fraud	0	0	0
		Identity Theft	0	0	0
		Hacking/Computer Invasion	0	0	0
		Robbery	11	7	0
		Pocket-picking	0	0	0
		Purse-snatching	1	0	0
		Shoplifting	122	59	1
		Theft From Building	122	0	0
		Theft From Coin Operated Machine or Device	0	0	0
		Theft From Motor Vehicle	215	0	0
		Theft of Motor Vehicle Parts/Accessories	49	0	0
		All Other Larceny	174	28	4
		Motor Vehicle Theft	74	0	0
		Stolen Property Offenses	12	3	0
Group B Arrests					
Offense	Adult	Juvenile			
Bad Checks	0	0			
Curfew/Loitering/Vagrancy Violations	0	0			
Disorderly Conduct	18	0			
Driving Under the Influence	224	0			
Drunkenness	52	0			
Family Offenses (Nonviolent)	21	0			
Liquor Law Violations	15	1			
Peeping Tom	0	0			
Trespass of Real Property	38	0			
All Other Offenses	314	11			
Total Group B	682	12			
Crimes Against Society					
		Drug/Narcotic Violations	473	357	4
		Drug Equipment Violations	72	28	0
		Betting/Wagering	0	0	0
		Operating/Promoting/Assisting Gambling	0	0	0
		Gambling Equipment Violations	0	0	0
		Sports Tampering	0	0	0
		Pornography/Obscene Material	3	0	0
		Prostitution	3	0	0
		Assisting or Promoting Prostitution	0	0	0
		Purchasing Prostitution	0	0	0
		Weapon Law Violations	73	13	1
		Animal Cruelty	0	0	0
		Total Group A Offenses	2,790	866	16

(*) Offenses are counted using the FBI Units of Count for Crime

(**) The 'Arrests' column shows arrests made for incidents during the selected period, regardless of arrest date. Arrest counts for the same period may change over time.

St. Paul Police Department - VA0960500 - NIBRS Agency Crime Overview - 2020

2020 Population Estimate		851	Offenses (*)	Arrests (**)	
Law Enforcement Employees			Reported	Adult	Juvenile
Group A Offenses					
Crimes Against Persons					
Sworn Male	6	Murder and Nonnegligent Manslaughter	0	0	0
Sworn Female	0	Negligent Manslaughter	0	0	0
Civilian Male	0	Kidnapping/Abduction	0	0	0
Civilian Female	0	Forcible Rape	2	0	0
Total:	6	Forcible Sodomy	1	0	0
		Sexual Assault With An Object	0	0	0
		Forcible Fondling	0	0	0
		Incest	0	0	0
Incident Total	53	Statutory Rape	0	0	0
Offense Total	57	Aggravated Assault	2	1	0
Group A Crimes per 100,000 population	6,228.0	Simple Assault	6	0	0
		Intimidation	0	0	0
		Human Trafficking, Commercial Sex Acts	0	0	0
		Human Trafficking, Involuntary Servitude	0	0	0
Arrest Overview					
Crimes Against Property					
Total Arrests	35	Arson	0	0	0
Adult Arrests	33	Bribery	0	0	0
Juvenile Arrests	2	Burglary/Breaking & Entering	1	0	0
Unknown Age	0	Counterfeiting/Forgery	3	0	0
Arrests per 100,000 population	4,112.8	Destruction/Damage/Vandalism of Property	2	0	0
		Embezzlement	1	0	0
		Extortion/Blackmail	0	0	0
		False Pretenses/Swindle/Confidence Game	0	0	0
		Credit Card/Automatic Teller Fraud	0	0	0
		Impersonation	0	0	0
		Welfare Fraud	0	0	0
		Wire Fraud	0	0	0
		Identity Theft	0	0	0
		Hacking/Computer Invasion	0	0	0
		Robbery	0	0	0
		Pocket-picking	0	0	0
		Purse-snatching	0	0	0
		Shoplifting	3	1	0
		Theft From Building	0	0	0
		Theft From Coin Operated Machine or Device	0	0	0
		Theft From Motor Vehicle	2	0	0
		Theft of Motor Vehicle Parts/Accessories	1	0	0
		All Other Larceny	4	1	0
		Motor Vehicle Theft	1	0	0
		Stolen Property Offenses	0	0	0
Group B Arrests					
Offense	Adult	Juvenile			
Bad Checks	0	0			
Curfew/Loitering/Vagrancy Violations	0	0			
Disorderly Conduct	1	0			
Driving Under the Influence	10	1			
Drunkenness	4	0			
Family Offenses (Nonviolent)	0	0			
Liquor Law Violations	2	1			
Peeping Tom	0	0			
Trespass of Real Property	1	0			
All Other Offenses	2	0			
Total Group B	20	2			
Crimes Against Society					
		Drug/Narcotic Violations	23	9	0
		Drug Equipment Violations	3	1	0
		Betting/Wagering	0	0	0
		Operating/Promoting/Assisting Gambling	0	0	0
		Gambling Equipment Violations	0	0	0
		Sports Tampering	0	0	0
		Pornography/Obscene Material	0	0	0
		Prostitution	0	0	0
		Assisting or Promoting Prostitution	0	0	0
		Purchasing Prostitution	0	0	0
		Weapon Law Violations	2	0	0
		Animal Cruelty	0	0	0
		Total Group A Offenses	57	13	0

(*) Offenses are counted using the FBI Units of Count for Crime

(**) The 'Arrests' column shows arrests made for incidents during the selected period, regardless of arrest date. Arrest counts for the same period may change over time.

Stafford County Sheriff's Office - VA0890000 - NIBRS Agency Crime Overview - 2020

2020 Population Estimate		153,392	Offenses (*)	Arrests (**)	
Law Enforcement Employees			Reported	Adult	Juvenile
Sworn Male		167	Group A Offenses		
Sworn Female		25	Crimes Against Persons		
Civilian Male		7	Murder and Nonnegligent Manslaughter	2	0
Civilian Female		59	Negligent Manslaughter	1	0
Total:		258	Kidnapping/Abduction	55	0
			Forcible Rape	41	1
			Forcible Sodomy	18	0
			Sexual Assault With An Object	11	0
			Forcible Fondling	90	0
			Incest	0	0
			Statutory Rape	9	0
			Aggravated Assault	206	6
			Simple Assault	1,300	6
			Intimidation	103	0
			Human Trafficking, Commercial Sex Acts	3	0
			Human Trafficking, Involuntary Servitude	0	0
			Crimes Against Property		
			Arson	6	0
			Bribery	0	0
			Burglary/Breaking & Entering	76	0
			Counterfeiting/Forgery	74	0
			Destruction/Damage/Vandalism of Property	536	1
			Embezzlement	40	0
			Extortion/Blackmail	34	0
			False Pretenses/Swindle/Confidence Game	284	0
			Credit Card/Automatic Teller Fraud	182	0
			Impersonation	140	0
			Welfare Fraud	4	0
			Wire Fraud	169	0
			Identity Theft	146	0
			Hacking/Computer Invasion	12	0
			Robbery	37	1
			Pocket-picking	2	0
			Purse-snatching	0	0
			Shoplifting	309	0
			Theft From Building	212	0
			Theft From Coin Operated Machine or Device	2	0
			Theft From Motor Vehicle	209	0
			Theft of Motor Vehicle Parts/Accessories	114	0
			All Other Larceny	193	0
			Motor Vehicle Theft	68	0
			Stolen Property Offenses	10	1
			Crimes Against Society		
			Drug/Narcotic Violations	889	7
			Drug Equipment Violations	108	0
			Betting/Wagering	0	0
			Operating/Promoting/Assisting Gambling	0	0
			Gambling Equipment Violations	0	0
			Sports Tampering	0	0
			Pornography/Obscene Material	9	0
			Prostitution	11	0
			Assisting or Promoting Prostitution	1	0
			Purchasing Prostitution	0	0
			Weapon Law Violations	115	1
			Animal Cruelty	9	0
			Total Group A Offenses	5,840	24
Offense Overview					
Incident Total		4,797			
Offense Total		5,840			
Group A Crimes per 100,000 population		3,127.3			
Arrest Overview					
Total Arrests		4,321			
Adult Arrests		4,275			
Juvenile Arrests		46			
Unknown Age		0			
Arrests per 100,000 population		2,817.0			
Group B Arrests					
Offense	Adult	Juvenile			
Bad Checks	7	0			
Curfew/Loitering/Vagrancy Violations	0	0			
Disorderly Conduct	21	0			
Driving Under the Influence	435	1			
Drunkenness	256	0			
Family Offenses (Nonviolent)	15	0			
Liquor Law Violations	10	0			
Peeping Tom	1	0			
Trespass of Real Property	54	0			
All Other Offenses	1,647	21			
Total Group B	2,446	22			

(*) Offenses are counted using the FBI Units of Count for Crime

(**) The 'Arrests' column shows arrests made for incidents during the selected period, regardless of arrest date. Arrest counts for the same period may change over time.

Stanley Police Department - VA0690300 - NIBRS Agency Crime Overview - 2020

2020 Population Estimate		1,673	Offenses (*)	Arrests (**)	
Law Enforcement Employees			Reported	Adult	Juvenile
Group A Offenses					
Crimes Against Persons					
Sworn Male	5	Murder and Nonnegligent Manslaughter	0	0	0
Sworn Female	0	Negligent Manslaughter	0	0	0
Civilian Male	0	Kidnapping/Abduction	0	0	0
Civilian Female	0	Forcible Rape	0	0	0
Total:	5	Forcible Sodomy	0	0	0
		Sexual Assault With An Object	0	0	0
		Forcible Fondling	1	0	0
		Incest	0	0	0
Incident Total	46	Statutory Rape	0	0	0
Offense Total	58	Aggravated Assault	0	0	0
Group A Crimes per 100,000 population	2,749.6	Simple Assault	15	5	0
		Intimidation	0	0	0
		Human Trafficking, Commercial Sex Acts	0	0	0
		Human Trafficking, Involuntary Servitude	0	0	0
Arrest Overview					
Crimes Against Property					
Total Arrests	25	Arson	1	0	0
Adult Arrests	25	Bribery	0	0	0
Juvenile Arrests	0	Burglary/Breaking & Entering	4	0	0
Unknown Age	0	Counterfeiting/Forgery	1	0	0
Arrests per 100,000 population	1,494.3	Destruction/Damage/Vandalism of Property	6	0	0
		Embezzlement	1	0	0
		Extortion/Blackmail	0	0	0
		False Pretenses/Swindle/Confidence Game	0	0	0
		Credit Card/Automatic Teller Fraud	1	0	0
		Impersonation	0	0	0
		Welfare Fraud	0	0	0
		Wire Fraud	0	0	0
		Identity Theft	0	0	0
		Hacking/Computer Invasion	0	0	0
		Robbery	0	0	0
		Pocket-picking	0	0	0
		Purse-snatching	0	0	0
		Shoplifting	3	2	0
		Theft From Building	1	0	0
		Theft From Coin Operated Machine or Device	1	1	0
		Theft From Motor Vehicle	5	0	0
		Theft of Motor Vehicle Parts/Accessories	0	0	0
		All Other Larceny	9	2	0
		Motor Vehicle Theft	1	0	0
		Stolen Property Offenses	1	1	0
Group B Arrests					
Offense	Adult	Juvenile			
Bad Checks	0	0			
Curfew/Loitering/Vagrancy Violations	0	0			
Disorderly Conduct	0	0			
Driving Under the Influence	2	0			
Drunkenness	5	0			
Family Offenses (Nonviolent)	1	0			
Liquor Law Violations	0	0			
Peeping Tom	0	0			
Trespass of Real Property	1	0			
All Other Offenses	3	0			
Total Group B	12	0			
Crimes Against Society					
		Drug/Narcotic Violations	4	1	0
		Drug Equipment Violations	3	1	0
		Betting/Wagering	0	0	0
		Operating/Promoting/Assisting Gambling	0	0	0
		Gambling Equipment Violations	0	0	0
		Sports Tampering	0	0	0
		Pornography/Obscene Material	0	0	0
		Prostitution	0	0	0
		Assisting or Promoting Prostitution	0	0	0
		Purchasing Prostitution	0	0	0
		Weapon Law Violations	0	0	0
		Animal Cruelty	0	0	0
		Total Group A Offenses	58	13	0

(*) Offenses are counted using the FBI Units of Count for Crime

(**) The 'Arrests' column shows arrests made for incidents during the selected period, regardless of arrest date. Arrest counts for the same period may change over time.

Staunton Police Department - VA1260000 - NIBRS Agency Crime Overview - 2020

2020 Population Estimate		25,110	Offenses (*)		Arrests (**)	
			Reported	Adult	Juvenile	
Law Enforcement Employees			Crimes Against Persons			
Sworn Male	40	Murder and Nonnegligent Manslaughter	2	2	0	
Sworn Female	8	Negligent Manslaughter	1	0	0	
Civilian Male	3	Kidnapping/Abduction	6	5	1	
Civilian Female	12	Forcible Rape	7	1	0	
Total:	63	Forcible Sodomy	3	0	0	
		Sexual Assault With An Object	0	0	0	
		Forcible Fondling	20	3		
Offense Overview		Incest	0	0	0	
Incident Total	1,591	Statutory Rape	0	0	0	
Offense Total	1,679	Aggravated Assault	27	19	0	
Group A Crimes per 100,000 population	6,336.1	Simple Assault	306	169	1	
		Intimidation	16	3	0	
		Human Trafficking, Commercial Sex Acts	0	0	0	
		Human Trafficking, Involuntary Servitude	0	0	0	
Arrest Overview		Crimes Against Property				
Total Arrests	2,126	Arson	4	1	0	
Adult Arrests	2,031	Bribery	0	0	0	
Juvenile Arrests	95	Burglary/Breaking & Entering	54	19	0	
Unknown Age	0	Counterfeiting/Forgery	39	20	0	
Arrests per 100,000 population	8,466.7	Destruction/Damage/Vandalism of Property	251	59	0	
		Embezzlement	17	2	0	
		Extortion/Blackmail	1	0	0	
		False Pretenses/Swindle/Confidence Game	104	9	0	
		Credit Card/Automatic Teller Fraud	24	4	0	
		Impersonation	0	0	0	
		Welfare Fraud	0	0	0	
Group B Arrests		Wire Fraud	1	0	0	
Offense	Adult	Juvenile	Identity Theft	0	0	0
Bad Checks	2	0	Hacking/Computer Invasion	0	0	0
Curfew/Loitering/Vagrancy Violations	0	0	Robbery	6	0	6
Disorderly Conduct	3	1	Pocket-picking	0	0	0
Driving Under the Influence	50	0	Purse-snatching	0	0	0
Drunkenness	105	1	Shoplifting	149	28	0
Family Offenses (Nonviolent)	6	0	Theft From Building	15	0	0
Liquor Law Violations	1	2	Theft From Coin Operated Machine or Device	0	0	0
Peeping Tom	0	0	Theft From Motor Vehicle	72	0	0
Trespass of Real Property	71	1	Theft of Motor Vehicle Parts/Accessories	51	0	0
All Other Offenses	1,125	69	All Other Larceny	185	146	4
Total Group B	1,363	74	Motor Vehicle Theft	26	0	0
			Stolen Property Offenses	26	5	0
			Crimes Against Society			
			Drug/Narcotic Violations	211	161	7
			Drug Equipment Violations	13	0	0
			Betting/Wagering	0	0	0
			Operating/Promoting/Assisting Gambling	0	0	0
			Gambling Equipment Violations	0	0	0
			Sports Tampering	0	0	0
			Pornography/Obscene Material	12	0	0
			Prostitution	0	0	0
			Assisting or Promoting Prostitution	0	0	0
			Purchasing Prostitution	0	0	0
			Weapon Law Violations	30	12	1
			Animal Cruelty	0	0	0
			Total Group A Offenses	1,679	668	21

(*) Offenses are counted using the FBI Units of Count for Crime

(**) The 'Arrests' column shows arrests made for incidents during the selected period, regardless of arrest date. Arrest counts for the same period may change over time.

Stephens City Police Department - VA0340200 - NIBRS Agency Crime Overview - 2020

2020 Population Estimate		2,063	Offenses (*)	Arrests (**)	
Law Enforcement Employees			Reported	Adult	Juvenile
Sworn Male		1			
Sworn Female		0			
Civilian Male		0			
Civilian Female		0			
Total:		1			
Offense Overview					
Incident Total		29			
Offense Total		29			
Group A Crimes per 100,000 population		1,405.7			
Arrest Overview					
Total Arrests		3			
Adult Arrests		3			
Juvenile Arrests		0			
Unknown Age		0			
Arrests per 100,000 population		145.4			
Group B Arrests					
Offense	Adult	Juvenile			
Bad Checks	0	0			
Curfew/Loitering/Vagrancy Violations	0	0			
Disorderly Conduct	0	0			
Driving Under the Influence	0	0			
Drunkenness	0	0			
Family Offenses (Nonviolent)	0	0			
Liquor Law Violations	0	0			
Peeping Tom	0	0			
Trespass of Real Property	0	0			
All Other Offenses	0	0			
Total Group B	0	0			
Group A Offenses					
Crimes Against Persons					
Murder and Nonnegligent Manslaughter			0	0	0
Negligent Manslaughter			0	0	0
Kidnapping/Abduction			0	0	0
Forcible Rape			0	0	0
Forcible Sodomy			0	0	0
Sexual Assault With An Object			0	0	0
Forcible Fondling			0	0	0
Incest			0	0	0
Statutory Rape			0	0	0
Aggravated Assault			0	0	0
Simple Assault			4	2	0
Intimidation			0	0	0
Human Trafficking, Commercial Sex Acts			0	0	0
Human Trafficking, Involuntary Servitude			0	0	0
Crimes Against Property					
Arson			0	0	0
Bribery			0	0	0
Burglary/Breaking & Entering			0	0	0
Counterfeiting/Forgery			2	0	0
Destruction/Damage/Vandalism of Property			9	0	0
Embezzlement			0	0	0
Extortion/Blackmail			0	0	0
False Pretenses/Swindle/Confidence Game			3	0	0
Credit Card/Automatic Teller Fraud			0	0	0
Impersonation			0	0	0
Welfare Fraud			0	0	0
Wire Fraud			0	0	0
Identity Theft			0	0	0
Hacking/Computer Invasion			0	0	0
Robbery			0	0	0
Pocket-picking			0	0	0
Purse-snatching			0	0	0
Shoplifting			5	1	0
Theft From Building			3	0	0
Theft From Coin Operated Machine or Device			0	0	0
Theft From Motor Vehicle			1	0	0
Theft of Motor Vehicle Parts/Accessories			0	0	0
All Other Larceny			2	0	0
Motor Vehicle Theft			0	0	0
Stolen Property Offenses			0	0	0
Crimes Against Society					
Drug/Narcotic Violations			0	0	0
Drug Equipment Violations			0	0	0
Betting/Wagering			0	0	0
Operating/Promoting/Assisting Gambling			0	0	0
Gambling Equipment Violations			0	0	0
Sports Tampering			0	0	0
Pornography/Obscene Material			0	0	0
Prostitution			0	0	0
Assisting or Promoting Prostitution			0	0	0
Purchasing Prostitution			0	0	0
Weapon Law Violations			0	0	0
Animal Cruelty			0	0	0
Total Group A Offenses			29	3	0

(*) Offenses are counted using the FBI Units of Count for Crime

(**) The 'Arrests' column shows arrests made for incidents during the selected period, regardless of arrest date. Arrest counts for the same period may change over time.

Strasburg Police Department - VA0850400 - NIBRS Agency Crime Overview - 2020

2020 Population Estimate		6,676	Offenses (*)	Arrests (**)	
Law Enforcement Employees			Reported	Adult	Juvenile
Group A Offenses					
Crimes Against Persons					
Sworn Male	15	Murder and Nonnegligent Manslaughter	0	0	0
Sworn Female	3	Negligent Manslaughter	0	0	0
Civilian Male	0	Kidnapping/Abduction	4	2	0
Civilian Female	1	Forcible Rape	1	0	0
Total:	19	Forcible Sodomy	0	0	0
		Sexual Assault With An Object	0	0	0
		Forcible Fondling	4	0	0
		Incest	0	0	0
Incident Total	286	Statutory Rape	0	0	0
Offense Total	333	Aggravated Assault	12	5	0
Group A Crimes per 100,000 population	4,284.0	Simple Assault	53	31	6
		Intimidation	7	1	0
		Human Trafficking, Commercial Sex Acts	0	0	0
		Human Trafficking, Involuntary Servitude	0	0	0
Arrest Overview					
Crimes Against Property					
Total Arrests	214	Arson	0	0	0
Adult Arrests	205	Bribery	0	0	0
Juvenile Arrests	9	Burglary/Breaking & Entering	8	0	0
Unknown Age	0	Counterfeiting/Forgery	4	1	0
Arrests per 100,000 population	3,205.5	Destruction/Damage/Vandalism of Property	48	2	0
		Embezzlement	0	0	0
		Extortion/Blackmail	0	0	0
		False Pretenses/Swindle/Confidence Game	21	5	0
		Credit Card/Automatic Teller Fraud	3	1	0
		Impersonation	5	1	0
		Welfare Fraud	0	0	0
		Wire Fraud	0	0	0
		Identity Theft	0	0	0
		Hacking/Computer Invasion	0	0	0
		Robbery	0	0	0
		Pocket-picking	0	0	0
		Purse-snatching	0	0	0
		Shoplifting	5	3	1
		Theft From Building	16	4	0
		Theft From Coin Operated Machine or Device	0	0	0
		Theft From Motor Vehicle	15	0	0
		Theft of Motor Vehicle Parts/Accessories	0	0	0
		All Other Larceny	17	2	0
		Motor Vehicle Theft	4	1	0
		Stolen Property Offenses	6	2	0
Crimes Against Society					
		Drug/Narcotic Violations	83	43	0
		Drug Equipment Violations	3	1	0
		Betting/Wagering	0	0	0
		Operating/Promoting/Assisting Gambling	0	0	0
		Gambling Equipment Violations	0	0	0
		Sports Tampering	0	0	0
		Pornography/Obscene Material	1	0	0
		Prostitution	0	0	0
		Assisting or Promoting Prostitution	0	0	0
		Purchasing Prostitution	0	0	0
		Weapon Law Violations	13	8	1
		Animal Cruelty	0	0	0
Total Group A Offenses			333	113	8
Group B Arrests					
Offense	Adult	Juvenile			
Bad Checks	0	0			
Curfew/Loitering/Vagrancy Violations	0	0			
Disorderly Conduct	4	0			
Driving Under the Influence	20	0			
Drunkenness	21	1			
Family Offenses (Nonviolent)	0	0			
Liquor Law Violations	2	0			
Peeping Tom	0	0			
Trespass of Real Property	4	0			
All Other Offenses	41	0			
Total Group B	92	1			

(*) Offenses are counted using the FBI Units of Count for Crime

(**) The 'Arrests' column shows arrests made for incidents during the selected period, regardless of arrest date. Arrest counts for the same period may change over time.

Suffolk Police Department - VA1270000 - NIBRS Agency Crime Overview - 2020

2020 Population Estimate		94,960	Offenses (*)	Arrests (**)	
Law Enforcement Employees			Reported	Adult	Juvenile
Sworn Male		125	Group A Offenses		
Sworn Female		53	Crimes Against Persons		
Civilian Male		3	Murder and Nonnegligent Manslaughter	3	0
Civilian Female		52	Negligent Manslaughter	0	0
Total:		233	Kidnapping/Abduction	55	35
			Forcible Rape	14	2
			Forcible Sodomy	2	0
			Sexual Assault With An Object	3	0
			Forcible Fondling	49	3
			Incest	1	0
Incident Total		4,893	Statutory Rape	2	0
Offense Total		5,745	Aggravated Assault	296	68
Group A Crimes per 100,000 population		5,152.7	Simple Assault	1,493	419
			Intimidation	95	17
			Human Trafficking, Commercial Sex Acts	0	0
			Human Trafficking, Involuntary Servitude	0	0
Arrest Overview			Crimes Against Property		
Total Arrests		2,410	Arson	9	2
Adult Arrests		2,363	Bribery	0	0
Juvenile Arrests		47	Burglary/Breaking & Entering	155	13
Unknown Age		0	Counterfeiting/Forgery	49	4
Arrests per 100,000 population		2,537.9	Destruction/Damage/Vandalism of Property	847	46
			Embezzlement	32	12
			Extortion/Blackmail	4	1
			False Pretenses/Swindle/Confidence Game	168	14
			Credit Card/Automatic Teller Fraud	49	1
			Impersonation	62	10
			Welfare Fraud	0	0
			Wire Fraud	5	0
			Identity Theft	24	0
			Hacking/Computer Invasion	1	0
			Robbery	49	7
			Pocket-picking	1	2
			Purse-snatching	0	0
			Shoplifting	191	41
			Theft From Building	0	0
			Theft From Coin Operated Machine or Device	5	2
			Theft From Motor Vehicle	248	0
			Theft of Motor Vehicle Parts/Accessories	337	0
			All Other Larceny	638	82
			Motor Vehicle Theft	169	2
			Stolen Property Offenses	14	11
			Crimes Against Society		
			Drug/Narcotic Violations	390	182
			Drug Equipment Violations	24	2
			Betting/Wagering	0	0
			Operating/Promoting/Assisting Gambling	0	0
			Gambling Equipment Violations	0	0
			Sports Tampering	0	0
			Pornography/Obscene Material	14	1
			Prostitution	2	0
			Assisting or Promoting Prostitution	0	0
			Purchasing Prostitution	0	0
			Weapon Law Violations	235	85
			Animal Cruelty	10	2
			Total Group A Offenses	5,745	1,066
					18
Group B Arrests					
Offense	Adult	Juvenile			
Bad Checks	3	0			
Curfew/Loitering/Vagrancy Violations	0	4			
Disorderly Conduct	29	0			
Driving Under the Influence	259	1			
Drunkenness	5	0			
Family Offenses (Nonviolent)	27	0			
Liquor Law Violations	8	0			
Peeping Tom	0	0			
Trespass of Real Property	66	0			
All Other Offenses	900	24			
Total Group B	1,297	29			

(*) Offenses are counted using the FBI Units of Count for Crime

(**) The 'Arrests' column shows arrests made for incidents during the selected period, regardless of arrest date. Arrest counts for the same period may change over time.

Surry County Sheriff's Office - VA0900000 - NIBRS Agency Crime Overview - 2020

2020 Population Estimate		6,600	Offenses (*)	Arrests (**)	
Law Enforcement Employees			Reported	Adult	Juvenile
Group A Offenses					
Crimes Against Persons					
Sworn Male	15	Murder and Nonnegligent Manslaughter	0	0	0
Sworn Female	0	Negligent Manslaughter	0	0	0
Civilian Male	0	Kidnapping/Abduction	0	0	0
Civilian Female	9	Forcible Rape	1	1	0
Total:	24	Forcible Sodomy	0	0	0
		Sexual Assault With An Object	0	0	0
		Forcible Fondling	2	0	0
		Incest	0	0	0
Incident Total	84	Statutory Rape	0	0	0
Offense Total	93	Aggravated Assault	2	1	0
Group A Crimes per 100,000 population	1,272.7	Simple Assault	21	11	0
		Intimidation	1	0	0
		Human Trafficking, Commercial Sex Acts	0	0	0
		Human Trafficking, Involuntary Servitude	0	0	0
Arrest Overview					
Crimes Against Property					
Total Arrests	76	Arson	0	0	0
Adult Arrests	75	Bribery	0	0	0
Juvenile Arrests	0	Burglary/Breaking & Entering	4	2	0
Unknown Age	1	Counterfeiting/Forgery	1	1	0
Arrests per 100,000 population	1,151.5	Destruction/Damage/Vandalism of Property	11	3	0
		Embezzlement	1	0	0
		Extortion/Blackmail	0	0	0
		False Pretenses/Swindle/Confidence Game	5	2	0
		Credit Card/Automatic Teller Fraud	2	0	0
		Impersonation	0	0	0
		Welfare Fraud	1	0	0
		Wire Fraud	0	0	0
		Identity Theft	1	0	0
		Hacking/Computer Invasion	0	0	0
		Robbery	1	0	0
		Pocket-picking	0	0	0
		Purse-snatching	0	0	0
		Shoplifting	0	0	0
		Theft From Building	1	0	0
		Theft From Coin Operated Machine or Device	0	0	0
		Theft From Motor Vehicle	4	0	0
		Theft of Motor Vehicle Parts/Accessories	2	0	0
		All Other Larceny	8	0	0
		Motor Vehicle Theft	6	4	0
		Stolen Property Offenses	0	0	0
Group B Arrests					
Offense	Adult	Juvenile			
Bad Checks	0	0			
Curfew/Loitering/Vagrancy Violations	0	0			
Disorderly Conduct	0	0			
Driving Under the Influence	15	0			
Drunkenness	2	0			
Family Offenses (Nonviolent)	1	0			
Liquor Law Violations	0	0			
Peeping Tom	0	0			
Trespass of Real Property	5	0			
All Other Offenses	19	0			
Total Group B	42	0			
Crimes Against Society					
		Drug/Narcotic Violations	10	6	0
		Drug Equipment Violations	0	0	0
		Betting/Wagering	0	0	0
		Operating/Promoting/Assisting Gambling	0	0	0
		Gambling Equipment Violations	0	0	0
		Sports Tampering	0	0	0
		Pornography/Obscene Material	1	0	0
		Prostitution	0	0	0
		Assisting or Promoting Prostitution	0	0	0
		Purchasing Prostitution	0	0	0
		Weapon Law Violations	7	2	0
		Animal Cruelty	0	0	0
		Total Group A Offenses	93	33	0

(*) Offenses are counted using the FBI Units of Count for Crime

(**) The 'Arrests' column shows arrests made for incidents during the selected period, regardless of arrest date. Arrest counts for the same period may change over time.

Sussex County Sheriff's Office - VA0910000 - NIBRS Agency Crime Overview - 2020

2020 Population Estimate		9,531	Offenses (*)	Arrests (**)	
Law Enforcement Employees			Reported	Adult	Juvenile
Group A Offenses					
Crimes Against Persons					
Sworn Male	20	Murder and Nonnegligent Manslaughter	1	1	0
Sworn Female	1	Negligent Manslaughter	0	0	0
Civilian Male	11	Kidnapping/Abduction	2	0	0
Civilian Female	13	Forcible Rape	2	0	0
Total:	45	Forcible Sodomy	1	0	0
		Sexual Assault With An Object	2	0	0
		Forcible Fondling	1	0	0
		Incest	0	0	0
Incident Total	177	Statutory Rape	0	0	0
Offense Total	211	Aggravated Assault	12	3	0
Group A Crimes per 100,000 population	1,857.1	Simple Assault	39	11	0
		Intimidation	5	0	0
		Human Trafficking, Commercial Sex Acts	0	0	0
		Human Trafficking, Involuntary Servitude	0	0	0
Arrest Overview					
Crimes Against Property					
Total Arrests	103	Arson	0	0	0
Adult Arrests	98	Bribery	0	0	0
Juvenile Arrests	3	Burglary/Breaking & Entering	19	0	0
Unknown Age	2	Counterfeiting/Forgery	3	0	0
Arrests per 100,000 population	1,080.7	Destruction/Damage/Vandalism of Property	29	1	0
		Embezzlement	2	0	0
		Extortion/Blackmail	0	0	0
		False Pretenses/Swindle/Confidence Game	2	0	0
		Credit Card/Automatic Teller Fraud	6	0	0
		Impersonation	1	0	0
		Welfare Fraud	0	0	0
		Wire Fraud	1	0	0
		Identity Theft	2	0	0
		Hacking/Computer Invasion	0	0	0
		Robbery	2	0	0
		Pocket-picking	0	0	0
		Purse-snatching	0	0	0
		Shoplifting	1	0	0
		Theft From Building	6	0	0
		Theft From Coin Operated Machine or Device	1	0	0
		Theft From Motor Vehicle	4	0	0
		Theft of Motor Vehicle Parts/Accessories	4	0	0
		All Other Larceny	29	4	0
		Motor Vehicle Theft	12	0	0
		Stolen Property Offenses	3	0	0
Group B Arrests					
Offense	Adult	Juvenile			
Bad Checks	0	0			
Curfew/Loitering/Vagrancy Violations	0	0			
Disorderly Conduct	0	0			
Driving Under the Influence	19	1			
Drunkenness	4	0			
Family Offenses (Nonviolent)	0	0			
Liquor Law Violations	1	0			
Peeping Tom	0	0			
Trespass of Real Property	2	0			
All Other Offenses	45	2			
Total Group B	71	3			
Crimes Against Society					
		Drug/Narcotic Violations	11	5	0
		Drug Equipment Violations	0	0	0
		Betting/Wagering	0	0	0
		Operating/Promoting/Assisting Gambling	0	0	0
		Gambling Equipment Violations	0	0	0
		Sports Tampering	0	0	0
		Pornography/Obscene Material	1	0	0
		Prostitution	0	0	0
		Assisting or Promoting Prostitution	0	0	0
		Purchasing Prostitution	0	0	0
		Weapon Law Violations	5	1	0
		Animal Cruelty	2	1	0
		Total Group A Offenses	211	27	0

(*) Offenses are counted using the FBI Units of Count for Crime

(**) The 'Arrests' column shows arrests made for incidents during the selected period, regardless of arrest date. Arrest counts for the same period may change over time.

Tangier Police Department - VA0010400 - NIBRS Agency Crime Overview - 2020

2020 Population Estimate		701	Offenses (*)	Arrests (**)	
Law Enforcement Employees			Reported	Adult	Juvenile
Sworn Male		0	Murder and Nonnegligent Manslaughter	0	0
Sworn Female		0	Negligent Manslaughter	0	0
Civilian Male		0	Kidnapping/Abduction	0	0
Civilian Female		0	Forcible Rape	0	0
Total:		0	Forcible Sodomy	0	0
			Sexual Assault With An Object	0	0
			Forcible Fondling	0	0
			Incest	0	0
Incident Total		0	Statutory Rape	0	0
Offense Total		0	Aggravated Assault	0	0
Group A Crimes per 100,000 population		0.0	Simple Assault	0	0
			Intimidation	0	0
			Human Trafficking, Commercial Sex Acts	0	0
			Human Trafficking, Involuntary Servitude	0	0
Arrest Overview			Crimes Against Property		
Total Arrests		0	Arson	0	0
Adult Arrests		0	Bribery	0	0
Juvenile Arrests		0	Burglary/Breaking & Entering	0	0
Unknown Age		0	Counterfeiting/Forgery	0	0
Arrests per 100,000 population		0.0	Destruction/Damage/Vandalism of Property	0	0
			Embezzlement	0	0
			Extortion/Blackmail	0	0
			False Pretenses/Swindle/Confidence Game	0	0
			Credit Card/Automatic Teller Fraud	0	0
			Impersonation	0	0
			Welfare Fraud	0	0
			Wire Fraud	0	0
			Identity Theft	0	0
			Hacking/Computer Invasion	0	0
			Robbery	0	0
			Pocket-picking	0	0
			Purse-snatching	0	0
			Shoplifting	0	0
			Theft From Building	0	0
			Theft From Coin Operated Machine or Device	0	0
			Theft From Motor Vehicle	0	0
			Theft of Motor Vehicle Parts/Accessories	0	0
			All Other Larceny	0	0
			Motor Vehicle Theft	0	0
			Stolen Property Offenses	0	0
			Crimes Against Society		
			Drug/Narcotic Violations	0	0
			Drug Equipment Violations	0	0
			Betting/Wagering	0	0
			Operating/Promoting/Assisting Gambling	0	0
			Gambling Equipment Violations	0	0
			Sports Tampering	0	0
			Pornography/Obscene Material	0	0
			Prostitution	0	0
			Assisting or Promoting Prostitution	0	0
			Purchasing Prostitution	0	0
			Weapon Law Violations	0	0
			Animal Cruelty	0	0
			Total Group A Offenses	0	0
Group B Arrests					
Offense	Adult	Juvenile			
Bad Checks	0	0			
Curfew/Loitering/Vagrancy Violations	0	0			
Disorderly Conduct	0	0			
Driving Under the Influence	0	0			
Drunkenness	0	0			
Family Offenses (Nonviolent)	0	0			
Liquor Law Violations	0	0			
Peeping Tom	0	0			
Trespass of Real Property	0	0			
All Other Offenses	0	0			
Total Group B	0	0			

(*) Offenses are counted using the FBI Units of Count for Crime

(**) The 'Arrests' column shows arrests made for incidents during the selected period, regardless of arrest date. Arrest counts for the same period may change over time.

Tappahannock Police Department - VA0280200 - NIBRS Agency Crime Overview - 2020

2020 Population Estimate		2,402	Offenses (*)	Arrests (**)	
			Reported	Adult	Juvenile
Law Enforcement Employees					
Sworn Male		7			
Sworn Female		3			
Civilian Male		0			
Civilian Female		1			
Total:		11			
Offense Overview					
Incident Total		152			
Offense Total		170			
Group A Crimes per 100,000 population		6,328.1			
Arrest Overview					
Total Arrests		179			
Adult Arrests		176			
Juvenile Arrests		3			
Unknown Age		0			
Arrests per 100,000 population		7,452.1			
Group B Arrests					
Offense	Adult	Juvenile			
Bad Checks	1	0			
Curfew/Loitering/Vagrancy Violations	0	0			
Disorderly Conduct	5	0			
Driving Under the Influence	2	0			
Drunkenness	44	0			
Family Offenses (Nonviolent)	0	0			
Liquor Law Violations	0	0			
Peeping Tom	0	0			
Trespass of Real Property	4	0			
All Other Offenses	14	1			
Total Group B	70	1			
Group A Offenses					
Crimes Against Persons					
Murder and Nonnegligent Manslaughter			0	0	0
Negligent Manslaughter			0	0	0
Kidnapping/Abduction			1	1	0
Forcible Rape			0	0	0
Forcible Sodomy			0	0	0
Sexual Assault With An Object			0	0	0
Forcible Fondling			1	0	0
Incest			0	0	0
Statutory Rape			0	0	0
Aggravated Assault			9	5	0
Simple Assault			26	15	1
Intimidation			7	6	0
Human Trafficking, Commercial Sex Acts			0	0	0
Human Trafficking, Involuntary Servitude			0	0	0
Crimes Against Property					
Arson			0	0	0
Bribery			0	0	0
Burglary/Breaking & Entering			4	0	0
Counterfeiting/Forgery			2	1	0
Destruction/Damage/Vandalism of Property			20	7	0
Embezzlement			0	0	0
Extortion/Blackmail			0	0	0
False Pretenses/Swindle/Confidence Game			1	0	0
Credit Card/Automatic Teller Fraud			4	0	1
Impersonation			0	0	0
Welfare Fraud			0	0	0
Wire Fraud			1	0	0
Identity Theft			0	0	0
Hacking/Computer Invasion			0	0	0
Robbery			0	0	0
Pocket-picking			0	0	0
Purse-snatching			0	0	0
Shoplifting			37	37	0
Theft From Building			0	0	0
Theft From Coin Operated Machine or Device			0	0	0
Theft From Motor Vehicle			4	0	0
Theft of Motor Vehicle Parts/Accessories			1	0	0
All Other Larceny			12	4	0
Motor Vehicle Theft			2	0	0
Stolen Property Offenses			0	0	0
Crimes Against Society					
Drug/Narcotic Violations			31	24	0
Drug Equipment Violations			0	1	0
Betting/Wagering			0	0	0
Operating/Promoting/Assisting Gambling			0	0	0
Gambling Equipment Violations			0	0	0
Sports Tampering			0	0	0
Pornography/Obscene Material			0	0	0
Prostitution			0	0	0
Assisting or Promoting Prostitution			0	0	0
Purchasing Prostitution			0	0	0
Weapon Law Violations			7	5	0
Animal Cruelty			0	0	0
Total Group A Offenses			170	106	2

(*) Offenses are counted using the FBI Units of Count for Crime

(**) The 'Arrests' column shows arrests made for incidents during the selected period, regardless of arrest date. Arrest counts for the same period may change over time.

Tazewell County Sheriff's Office - VA0920000 - NIBRS Agency Crime Overview - 2020

2020 Population Estimate		25,864	Offenses (*)	Arrests (**)	
			Reported	Adult	Juvenile
Law Enforcement Employees			Crimes Against Persons		
Sworn Male	45	Murder and Nonnegligent Manslaughter	3	5	0
Sworn Female	8	Negligent Manslaughter	1	0	0
Civilian Male	5	Kidnapping/Abduction	5	3	0
Civilian Female	18	Forcible Rape	5	2	0
Total:	76	Forcible Sodomy	3	0	0
		Sexual Assault With An Object	2	0	1
		Forcible Fondling	14	1	1
		Incest	0	0	0
Incident Total	806	Statutory Rape	0	0	0
Offense Total	977	Aggravated Assault	23	17	0
Group A Crimes per 100,000 population	3,116.3	Simple Assault	151	87	0
		Intimidation	7	1	0
		Human Trafficking, Commercial Sex Acts	1	0	0
		Human Trafficking, Involuntary Servitude	0	0	0
Arrest Overview		Crimes Against Property			
Total Arrests	499	Arson	4	0	0
Adult Arrests	489	Bribery	0	0	0
Juvenile Arrests	10	Burglary/Breaking & Entering	54	6	3
Unknown Age	0	Counterfeiting/Forgery	14	1	0
Arrests per 100,000 population	1,929.3	Destruction/Damage/Vandalism of Property	65	4	0
		Embezzlement	4	2	0
		Extortion/Blackmail	4	0	0
		False Pretenses/Swindle/Confidence Game	25	2	0
		Credit Card/Automatic Teller Fraud	10	0	0
		Impersonation	1	0	0
		Welfare Fraud	1	0	0
		Wire Fraud	4	0	0
		Identity Theft	12	0	0
		Hacking/Computer Invasion	1	0	0
		Robbery	2	1	0
		Pocket-picking	0	0	0
		Purse-snatching	0	0	0
		Shoplifting	93	73	0
		Theft From Building	19	0	0
		Theft From Coin Operated Machine or Device	0	0	0
		Theft From Motor Vehicle	17	1	0
		Theft of Motor Vehicle Parts/Accessories	12	1	0
		All Other Larceny	72	5	0
		Motor Vehicle Theft	35	10	0
		Stolen Property Offenses	4	1	0
Group B Arrests		Crimes Against Society			
Offense	Adult	Juvenile			
Bad Checks	0	0	Drug/Narcotic Violations	196	105
Curfew/Loitering/Vagrancy Violations	0	0	Drug Equipment Violations	56	8
Disorderly Conduct	2	0	Betting/Wagering	0	0
Driving Under the Influence	38	2	Operating/Promoting/Assisting Gambling	0	0
Drunkenness	36	0	Gambling Equipment Violations	0	0
Family Offenses (Nonviolent)	0	0	Sports Tampering	0	0
Liquor Law Violations	0	0	Pornography/Obscene Material	19	5
Peeping Tom	0	0	Prostitution	0	0
Trespass of Real Property	3	0	Assisting or Promoting Prostitution	0	0
All Other Offenses	63	2	Purchasing Prostitution	0	0
Total Group B	142	4	Weapon Law Violations	33	6
			Animal Cruelty	5	0
			Total Group A Offenses	977	347

(*) Offenses are counted using the FBI Units of Count for Crime

(**) The 'Arrests' column shows arrests made for incidents during the selected period, regardless of arrest date. Arrest counts for the same period may change over time.

Tazewell Police Department - VA0920400 - NIBRS Agency Crime Overview - 2020

2020 Population Estimate		4,141	Offenses (*)	Arrests (**)	
Law Enforcement Employees			Reported	Adult	Juvenile
Group A Offenses					
Crimes Against Persons					
Sworn Male	15	Murder and Nonnegligent Manslaughter	1	0	0
Sworn Female	1	Negligent Manslaughter	0	0	0
Civilian Male	0	Kidnapping/Abduction	1	1	0
Civilian Female	1	Forcible Rape	1	0	0
Total:	17	Forcible Sodomy	0	0	0
		Sexual Assault With An Object	2	0	0
		Forcible Fondling	3	0	0
		Incest	0	0	0
Incident Total	261	Statutory Rape	0	0	0
Offense Total	308	Aggravated Assault	2	1	0
Group A Crimes per 100,000 population	6,302.8	Simple Assault	66	42	1
		Intimidation	7	0	0
		Human Trafficking, Commercial Sex Acts	0	0	0
		Human Trafficking, Involuntary Servitude	0	0	0
Arrest Overview					
Crimes Against Property					
Total Arrests	192	Arson	0	0	0
Adult Arrests	187	Bribery	0	0	0
Juvenile Arrests	4	Burglary/Breaking & Entering	26	2	0
Unknown Age	1	Counterfeiting/Forgery	3	1	0
Arrests per 100,000 population	4,636.6	Destruction/Damage/Vandalism of Property	24	3	0
		Embezzlement	0	0	0
		Extortion/Blackmail	1	0	0
		False Pretenses/Swindle/Confidence Game	5	0	0
		Credit Card/Automatic Teller Fraud	4	0	0
		Impersonation	0	0	0
		Welfare Fraud	0	0	0
		Wire Fraud	0	0	0
		Identity Theft	1	0	0
		Hacking/Computer Invasion	0	0	0
		Robbery	0	0	0
		Pocket-picking	0	0	0
		Purse-snatching	0	0	0
		Shoplifting	12	7	0
		Theft From Building	13	0	0
		Theft From Coin Operated Machine or Device	0	0	0
		Theft From Motor Vehicle	9	1	0
		Theft of Motor Vehicle Parts/Accessories	1	0	0
		All Other Larceny	36	2	0
		Motor Vehicle Theft	4	2	0
		Stolen Property Offenses	2	1	0
Group B Arrests					
Offense	Adult	Juvenile			
Bad Checks	4	0			
Curfew/Loitering/Vagrancy Violations	0	0			
Disorderly Conduct	0	0			
Driving Under the Influence	14	0			
Drunkenness	13	0			
Family Offenses (Nonviolent)	0	0			
Liquor Law Violations	0	0			
Peeping Tom	0	0			
Trespass of Real Property	6	0			
All Other Offenses	63	2			
Total Group B	100	2			
Crimes Against Society					
		Drug/Narcotic Violations	62	22	1
		Drug Equipment Violations	16	1	0
		Betting/Wagering	0	0	0
		Operating/Promoting/Assisting Gambling	0	0	0
		Gambling Equipment Violations	0	0	0
		Sports Tampering	0	0	0
		Pornography/Obscene Material	1	0	0
		Prostitution	0	0	0
		Assisting or Promoting Prostitution	0	0	0
		Purchasing Prostitution	0	0	0
		Weapon Law Violations	3	1	0
		Animal Cruelty	2	0	0
		Total Group A Offenses	308	87	2

(*) Offenses are counted using the FBI Units of Count for Crime

(**) The 'Arrests' column shows arrests made for incidents during the selected period, regardless of arrest date. Arrest counts for the same period may change over time.

Timberville Police Department - VA0820700 - NIBRS Agency Crime Overview - 2020

2020 Population Estimate		2,691	Offenses (*)	Arrests (**)	
Law Enforcement Employees			Reported	Adult	Juvenile
Sworn Male		6	Group A Offenses		
Sworn Female		0	Crimes Against Persons		
Civilian Male		0	Murder and Nonnegligent Manslaughter	0	0
Civilian Female		0	Negligent Manslaughter	0	0
Total:		6	Kidnapping/Abduction	0	0
			Forcible Rape	0	0
			Forcible Sodomy	0	0
			Sexual Assault With An Object	0	0
			Forcible Fondling	0	0
			Incest	0	0
Incident Total		38	Statutory Rape	0	0
Offense Total		47	Aggravated Assault	2	0
Group A Crimes per 100,000 population		1,412.1	Simple Assault	6	1
			Intimidation	3	0
			Human Trafficking, Commercial Sex Acts	0	0
			Human Trafficking, Involuntary Servitude	0	0
Arrest Overview			Crimes Against Property		
Total Arrests		17	Arson	0	0
Adult Arrests		17	Bribery	0	0
Juvenile Arrests		0	Burglary/Breaking & Entering	2	0
Unknown Age		0	Counterfeiting/Forgery	1	0
Arrests per 100,000 population		631.7	Destruction/Damage/Vandalism of Property	2	0
			Embezzlement	1	0
			Extortion/Blackmail	0	0
			False Pretenses/Swindle/Confidence Game	1	0
			Credit Card/Automatic Teller Fraud	1	0
			Impersonation	0	0
			Welfare Fraud	0	0
			Wire Fraud	0	0
			Identity Theft	0	0
			Hacking/Computer Invasion	0	0
			Robbery	0	0
			Pocket-picking	0	0
			Purse-snatching	0	0
			Shoplifting	5	0
			Theft From Building	1	0
			Theft From Coin Operated Machine or Device	0	0
			Theft From Motor Vehicle	0	0
			Theft of Motor Vehicle Parts/Accessories	0	0
			All Other Larceny	11	1
			Motor Vehicle Theft	1	0
			Stolen Property Offenses	3	0
			Crimes Against Society		
			Drug/Narcotic Violations	6	0
			Drug Equipment Violations	0	0
			Betting/Wagering	0	0
			Operating/Promoting/Assisting Gambling	0	0
			Gambling Equipment Violations	0	0
			Sports Tampering	0	0
			Pornography/Obscene Material	0	0
			Prostitution	0	0
			Assisting or Promoting Prostitution	0	0
			Purchasing Prostitution	0	0
			Weapon Law Violations	1	0
			Animal Cruelty	0	0
			Total Group A Offenses	47	2
Group B Arrests					
Offense	Adult	Juvenile			
Bad Checks	0	0			
Curfew/Loitering/Vagrancy Violations	0	0			
Disorderly Conduct	0	0			
Driving Under the Influence	0	0			
Drunkenness	5	0			
Family Offenses (Nonviolent)	0	0			
Liquor Law Violations	0	0			
Peeping Tom	0	0			
Trespass of Real Property	1	0			
All Other Offenses	9	0			
Total Group B	15	0			

(*) Offenses are counted using the FBI Units of Count for Crime

(**) The 'Arrests' column shows arrests made for incidents during the selected period, regardless of arrest date. Arrest counts for the same period may change over time.

Victoria Police Department - VA0550300 - NIBRS Agency Crime Overview - 2020

2020 Population Estimate		1,626	Offenses (*)	Arrests (**)	
Law Enforcement Employees			Reported	Adult	Juvenile
Group A Offenses					
Crimes Against Persons					
Sworn Male	3	Murder and Nonnegligent Manslaughter	0	0	0
Sworn Female	1	Negligent Manslaughter	0	0	0
Civilian Male	0	Kidnapping/Abduction	0	0	0
Civilian Female	0	Forcible Rape	0	0	0
Total:	4	Forcible Sodomy	0	0	0
		Sexual Assault With An Object	0	0	0
		Forcible Fondling	0	0	0
		Incest	0	0	0
Incident Total	29	Statutory Rape	0	0	0
Offense Total	31	Aggravated Assault	1	1	0
Group A Crimes per 100,000 population	1,783.5	Simple Assault	14	7	0
		Intimidation	0	0	0
		Human Trafficking, Commercial Sex Acts	0	0	0
		Human Trafficking, Involuntary Servitude	0	0	0
Arrest Overview					
Crimes Against Property					
Total Arrests	30	Arson	0	0	0
Adult Arrests	30	Bribery	0	0	0
Juvenile Arrests	0	Burglary/Breaking & Entering	1	1	0
Unknown Age	0	Counterfeiting/Forgery	1	1	0
Arrests per 100,000 population	1,845.0	Destruction/Damage/Vandalism of Property	3	1	0
		Embezzlement	0	0	0
		Extortion/Blackmail	0	0	0
		False Pretenses/Swindle/Confidence Game	0	0	0
		Credit Card/Automatic Teller Fraud	0	0	0
		Impersonation	0	0	0
		Welfare Fraud	0	0	0
		Wire Fraud	0	0	0
		Identity Theft	0	0	0
		Hacking/Computer Invasion	0	0	0
		Robbery	0	0	0
		Pocket-picking	0	0	0
		Purse-snatching	0	0	0
		Shoplifting	1	1	0
		Theft From Building	0	0	0
		Theft From Coin Operated Machine or Device	0	0	0
		Theft From Motor Vehicle	2	0	0
		Theft of Motor Vehicle Parts/Accessories	0	0	0
		All Other Larceny	1	0	0
		Motor Vehicle Theft	2	1	0
		Stolen Property Offenses	0	0	0
Group B Arrests					
Offense	Adult	Juvenile			
Bad Checks	0	0			
Curfew/Loitering/Vagrancy Violations	0	0			
Disorderly Conduct	0	0			
Driving Under the Influence	3	0			
Drunkenness	1	0			
Family Offenses (Nonviolent)	0	0			
Liquor Law Violations	0	0			
Peeping Tom	0	0			
Trespass of Real Property	2	0			
All Other Offenses	8	0			
Total Group B	14	0			
Crimes Against Society					
		Drug/Narcotic Violations	3	3	0
		Drug Equipment Violations	0	0	0
		Betting/Wagering	0	0	0
		Operating/Promoting/Assisting Gambling	0	0	0
		Gambling Equipment Violations	0	0	0
		Sports Tampering	0	0	0
		Pornography/Obscene Material	0	0	0
		Prostitution	0	0	0
		Assisting or Promoting Prostitution	0	0	0
		Purchasing Prostitution	0	0	0
		Weapon Law Violations	2	0	0
		Animal Cruelty	0	0	0
		Total Group A Offenses	31	16	0

(*) Offenses are counted using the FBI Units of Count for Crime

(**) The 'Arrests' column shows arrests made for incidents during the selected period, regardless of arrest date. Arrest counts for the same period may change over time.

Vienna Police Department - VA0290300 - NIBRS Agency Crime Overview - 2020

2020 Population Estimate		16,485	Offenses (*)	Arrests (**)	
Law Enforcement Employees			Reported	Adult	Juvenile
Group A Offenses					
Crimes Against Persons					
Sworn Male	34	Murder and Nonnegligent Manslaughter	0	0	0
Sworn Female	5	Negligent Manslaughter	0	0	0
Civilian Male	4	Kidnapping/Abduction	0	0	0
Civilian Female	6	Forcible Rape	1	0	0
Total:	49	Forcible Sodomy	1	0	0
		Sexual Assault With An Object	2	0	0
		Forcible Fondling	1	1	0
		Incest	0	0	0
Incident Total	475	Statutory Rape	0	0	0
Offense Total	587	Aggravated Assault	4	0	0
Group A Crimes per 100,000 population	2,881.4	Simple Assault	61	10	0
		Intimidation	10	2	1
		Human Trafficking, Commercial Sex Acts	0	0	0
		Human Trafficking, Involuntary Servitude	0	0	0
Arrest Overview					
Crimes Against Property					
Total Arrests	111	Arson	0	0	0
Adult Arrests	99	Bribery	0	0	0
Juvenile Arrests	12	Burglary/Breaking & Entering	8	1	0
Unknown Age	0	Counterfeiting/Forgery	17	3	0
Arrests per 100,000 population	673.3	Destruction/Damage/Vandalism of Property	175	4	0
		Embezzlement	1	0	0
		Extortion/Blackmail	3	0	0
		False Pretenses/Swindle/Confidence Game	24	3	0
		Credit Card/Automatic Teller Fraud	18	0	0
		Impersonation	12	0	0
		Welfare Fraud	0	0	0
		Wire Fraud	0	0	0
		Identity Theft	0	0	0
		Hacking/Computer Invasion	0	0	0
		Robbery	3	0	0
		Pocket-picking	0	0	0
		Purse-snatching	0	0	0
		Shoplifting	1	0	0
		Theft From Building	17	0	0
		Theft From Coin Operated Machine or Device	0	0	0
		Theft From Motor Vehicle	77	0	0
		Theft of Motor Vehicle Parts/Accessories	0	0	0
		All Other Larceny	97	0	0
		Motor Vehicle Theft	29	1	0
		Stolen Property Offenses	0	0	0
Group B Arrests					
Offense	Adult	Juvenile			
Bad Checks	0	0			
Curfew/Loitering/Vagrancy Violations	0	0			
Disorderly Conduct	2	1			
Driving Under the Influence	8	1			
Drunkenness	25	1			
Family Offenses (Nonviolent)	0	0			
Liquor Law Violations	0	0			
Peeping Tom	0	0			
Trespass of Real Property	5	8			
All Other Offenses	17	0			
Total Group B	57	11			
Crimes Against Society					
		Drug/Narcotic Violations	18	16	0
		Drug Equipment Violations	0	0	0
		Betting/Wagering	0	0	0
		Operating/Promoting/Assisting Gambling	0	0	0
		Gambling Equipment Violations	0	0	0
		Sports Tampering	0	0	0
		Pornography/Obscene Material	2	0	0
		Prostitution	0	0	0
		Assisting or Promoting Prostitution	0	0	0
		Purchasing Prostitution	0	0	0
		Weapon Law Violations	5	1	0
		Animal Cruelty	0	0	0
		Total Group A Offenses	587	42	1

(*) Offenses are counted using the FBI Units of Count for Crime

(**) The 'Arrests' column shows arrests made for incidents during the selected period, regardless of arrest date. Arrest counts for the same period may change over time.

Vinton Police Department - VA0800200 - NIBRS Agency Crime Overview - 2020

2020 Population Estimate		8,104	Offenses (*)	Arrests (**)	
Law Enforcement Employees			Reported	Adult	Juvenile
Group A Offenses					
Crimes Against Persons					
Sworn Male	18	Murder and Nonnegligent Manslaughter	0	0	0
Sworn Female	3	Negligent Manslaughter	0	0	0
Civilian Male	0	Kidnapping/Abduction	1	0	0
Civilian Female	1	Forcible Rape	2	0	0
Total:	22	Forcible Sodomy	0	0	0
		Sexual Assault With An Object	0	0	0
		Forcible Fondling	2	0	0
		Incest	0	0	0
Incident Total	598	Statutory Rape	0	0	0
Offense Total	670	Aggravated Assault	30	10	0
Group A Crimes per 100,000 population	7,379.1	Simple Assault	98	25	0
		Intimidation	4	0	0
		Human Trafficking, Commercial Sex Acts	0	0	0
		Human Trafficking, Involuntary Servitude	0	0	0
Arrest Overview					
Crimes Against Property					
Total Arrests	250	Arson	2	0	0
Adult Arrests	243	Bribery	0	0	0
Juvenile Arrests	7	Burglary/Breaking & Entering	20	1	0
Unknown Age	0	Counterfeiting/Forgery	12	0	0
Arrests per 100,000 population	3,084.9	Destruction/Damage/Vandalism of Property	94	5	0
		Embezzlement	5	0	0
		Extortion/Blackmail	1	0	0
		False Pretenses/Swindle/Confidence Game	10	1	0
		Credit Card/Automatic Teller Fraud	10	0	0
		Impersonation	0	0	0
		Welfare Fraud	0	0	0
		Wire Fraud	1	0	0
		Identity Theft	3	0	0
		Hacking/Computer Invasion	0	0	0
		Robbery	3	0	0
		Pocket-picking	41	4	0
		Purse-snatching	6	1	0
		Shoplifting	43	7	0
		Theft From Building	26	1	0
		Theft From Coin Operated Machine or Device	0	0	0
		Theft From Motor Vehicle	41	0	0
		Theft of Motor Vehicle Parts/Accessories	16	0	0
		All Other Larceny	26	6	0
		Motor Vehicle Theft	11	0	0
		Stolen Property Offenses	2	0	0
Group B Arrests					
Offense	Adult	Juvenile			
Bad Checks	0	0			
Curfew/Loitering/Vagrancy Violations	0	0			
Disorderly Conduct	0	0			
Driving Under the Influence	30	0			
Drunkenness	16	0			
Family Offenses (Nonviolent)	0	0			
Liquor Law Violations	3	0			
Peeping Tom	0	0			
Trespass of Real Property	7	0			
All Other Offenses	72	6			
Total Group B	128	6			
Crimes Against Society					
		Drug/Narcotic Violations	122	48	1
		Drug Equipment Violations	23	0	0
		Betting/Wagering	0	0	0
		Operating/Promoting/Assisting Gambling	0	0	0
		Gambling Equipment Violations	0	0	0
		Sports Tampering	0	0	0
		Pornography/Obscene Material	1	0	0
		Prostitution	0	0	0
		Assisting or Promoting Prostitution	0	0	0
		Purchasing Prostitution	0	0	0
		Weapon Law Violations	12	6	0
		Animal Cruelty	2	0	0
		Total Group A Offenses	670	115	1

(*) Offenses are counted using the FBI Units of Count for Crime

(**) The 'Arrests' column shows arrests made for incidents during the selected period, regardless of arrest date. Arrest counts for the same period may change over time.

Virginia Beach Police Department - VA1280000 - NIBRS Agency Crime Overview - 2020

2020 Population Estimate		454,335	Offenses (*)	Arrests (**)	
Law Enforcement Employees			Reported	Adult	Juvenile
Group A Offenses					
Crimes Against Persons					
Sworn Male	624	Murder and Nonnegligent Manslaughter	17	6	1
Sworn Female	120	Negligent Manslaughter	4	0	1
Civilian Male	32	Kidnapping/Abduction	38	22	2
Civilian Female	149	Forcible Rape	45	5	0
Total:	925	Forcible Sodomy	13	1	0
		Sexual Assault With An Object	3	4	0
		Forcible Fondling	51	6	3
		Incest	0	0	0
Incident Total	17,006	Statutory Rape	2	0	1
Offense Total	19,506	Aggravated Assault	247	148	7
Group A Crimes per 100,000 population	3,743.1	Simple Assault	3,793	1,703	154
		Intimidation	474	39	5
		Human Trafficking, Commercial Sex Acts	0	0	0
		Human Trafficking, Involuntary Servitude	0	0	0
Arrest Overview					
Crimes Against Property					
Total Arrests	12,044	Arson	27	11	1
Adult Arrests	11,344	Bribery	2	2	0
Juvenile Arrests	700	Burglary/Breaking & Entering	499	36	13
Unknown Age	0	Counterfeiting/Forgery	155	7	0
Arrests per 100,000 population	2,650.9	Destruction/Damage/Vandalism of Property	2,604	113	23
		Embezzlement	218	21	0
		Extortion/Blackmail	33	0	3
		False Pretenses/Swindle/Confidence Game	656	53	2
		Credit Card/Automatic Teller Fraud	222	2	0
		Impersonation	10	1	0
		Welfare Fraud	1	0	0
		Wire Fraud	2	0	0
		Identity Theft	443	0	0
		Hacking/Computer Invasion	2	0	0
		Robbery	126	40	8
		Pocket-picking	13	0	0
		Purse-snatching	10	0	0
		Shoplifting	1,016	218	17
		Theft From Building	450	0	0
		Theft From Coin Operated Machine or Device	10	0	0
		Theft From Motor Vehicle	2,421	0	0
		Theft of Motor Vehicle Parts/Accessories	8	0	0
		All Other Larceny	1,836	307	62
		Motor Vehicle Theft	662	24	23
		Stolen Property Offenses	20	15	11
Group B Arrests					
Offense	Adult	Juvenile			
Bad Checks	1	0			
Curfew/Loitering/Vagrancy Violations	37	75			
Disorderly Conduct	289	38			
Driving Under the Influence	1,236	4			
Drunkenness	1,222	5			
Family Offenses (Nonviolent)	65	0			
Liquor Law Violations	49	10			
Peeping Tom	4	0			
Trespass of Real Property	286	40			
All Other Offenses	4,306	120			
Total Group B	7,495	292			
Crimes Against Society					
		Drug/Narcotic Violations	1,716	829	60
		Drug Equipment Violations	658	9	0
		Betting/Wagering	0	1	0
		Operating/Promoting/Assisting Gambling	2	0	0
		Gambling Equipment Violations	1	0	0
		Sports Tampering	0	0	0
		Pornography/Obscene Material	62	8	0
		Prostitution	14	8	0
		Assisting or Promoting Prostitution	1	3	0
		Purchasing Prostitution	0	0	0
		Weapon Law Violations	812	207	11
		Animal Cruelty	107	0	0
		Total Group A Offenses	19,506	3,849	408

(*) Offenses are counted using the FBI Units of Count for Crime

(**) The 'Arrests' column shows arrests made for incidents during the selected period, regardless of arrest date. Arrest counts for the same period may change over time.

Warren Co. Sheriff's Office - VA0930000 - NIBRS Agency Crime Overview - 2020

2020 Population Estimate		24,924	Offenses (*)	Arrests (**)	
Law Enforcement Employees			Reported	Adult	Juvenile
Sworn Male		52	Group A Offenses		
Sworn Female		10	Crimes Against Persons		
Civilian Male		13	Murder and Nonnegligent Manslaughter	0	0
Civilian Female		10	Negligent Manslaughter	0	0
Total:		85	Kidnapping/Abduction	2	0
			Forcible Rape	10	0
			Forcible Sodomy	2	1
			Sexual Assault With An Object	4	0
			Forcible Fondling	2	0
			Incest	0	0
Incident Total		748	Statutory Rape	0	0
Offense Total		841	Aggravated Assault	3	2
Group A Crimes per 100,000 population		3,001.1	Simple Assault	108	53
			Intimidation	17	0
			Human Trafficking, Commercial Sex Acts	0	0
			Human Trafficking, Involuntary Servitude	0	0
Arrest Overview			Crimes Against Property		
Total Arrests		703	Arson	5	4
Adult Arrests		685	Bribery	0	0
Juvenile Arrests		18	Burglary/Breaking & Entering	17	1
Unknown Age		0	Counterfeiting/Forgery	18	6
Arrests per 100,000 population		2,820.6	Destruction/Damage/Vandalism of Property	52	5
			Embezzlement	0	0
			Extortion/Blackmail	1	0
			False Pretenses/Swindle/Confidence Game	22	1
			Credit Card/Automatic Teller Fraud	3	0
			Impersonation	4	3
			Welfare Fraud	0	0
			Wire Fraud	0	0
			Identity Theft	14	1
			Hacking/Computer Invasion	1	0
			Robbery	0	0
			Pocket-picking	0	0
			Purse-snatching	0	0
			Shoplifting	133	127
			Theft From Building	2	0
			Theft From Coin Operated Machine or Device	1	0
			Theft From Motor Vehicle	10	0
			Theft of Motor Vehicle Parts/Accessories	5	0
			All Other Larceny	86	24
			Motor Vehicle Theft	11	1
			Stolen Property Offenses	12	14
			Crimes Against Society		
			Drug/Narcotic Violations	231	196
			Drug Equipment Violations	19	4
			Betting/Wagering	0	0
			Operating/Promoting/Assisting Gambling	0	0
			Gambling Equipment Violations	0	0
			Sports Tampering	0	0
			Pornography/Obscene Material	5	0
			Prostitution	0	0
			Assisting or Promoting Prostitution	0	0
			Purchasing Prostitution	0	0
			Weapon Law Violations	36	15
			Animal Cruelty	5	1
			Total Group A Offenses	841	461
					14
Group B Arrests					
Offense	Adult	Juvenile			
Bad Checks	0	0			
Curfew/Loitering/Vagrancy Violations	0	1			
Disorderly Conduct	6	0			
Driving Under the Influence	106	0			
Drunkenness	57	1			
Family Offenses (Nonviolent)	1	0			
Liquor Law Violations	3	0			
Peeping Tom	0	0			
Trespass of Real Property	1	0			
All Other Offenses	50	2			
Total Group B	224	4			

(*) Offenses are counted using the FBI Units of Count for Crime

(**) The 'Arrests' column shows arrests made for incidents during the selected period, regardless of arrest date. Arrest counts for the same period may change over time.

Warrenton Police Department - VA0300200 - NIBRS Agency Crime Overview - 2020

2020 Population Estimate		10,027	Offenses (*)	Arrests (**)	
Law Enforcement Employees			Reported	Adult	Juvenile
Group A Offenses					
Crimes Against Persons					
Sworn Male	21	Murder and Nonnegligent Manslaughter	2	4	0
Sworn Female	6	Negligent Manslaughter	0	0	0
Civilian Male	0	Kidnapping/Abduction	3	4	0
Civilian Female	1	Forcible Rape	1	0	0
Total:	28	Forcible Sodomy	1	0	0
		Sexual Assault With An Object	0	0	0
		Forcible Fondling	4	2	0
		Incest	0	0	0
Incident Total	404	Statutory Rape	0	0	0
Offense Total	456	Aggravated Assault	8	4	0
Group A Crimes per 100,000 population	4,029.1	Simple Assault	86	34	0
		Intimidation	11	4	0
		Human Trafficking, Commercial Sex Acts	0	0	0
		Human Trafficking, Involuntary Servitude	0	0	0
Arrest Overview					
Crimes Against Property					
Total Arrests	242	Arson	0	0	0
Adult Arrests	242	Bribery	0	0	0
Juvenile Arrests	0	Burglary/Breaking & Entering	9	1	0
Unknown Age	0	Counterfeiting/Forgery	7	0	0
Arrests per 100,000 population	2,413.5	Destruction/Damage/Vandalism of Property	61	5	0
		Embezzlement	6	1	0
		Extortion/Blackmail	3	0	0
		False Pretenses/Swindle/Confidence Game	31	1	0
		Credit Card/Automatic Teller Fraud	13	0	0
		Impersonation	2	0	0
		Welfare Fraud	0	0	0
		Wire Fraud	1	0	0
		Identity Theft	5	0	0
		Hacking/Computer Invasion	0	0	0
		Robbery	2	0	0
		Pocket-picking	0	10	0
		Purse-snatching	0	0	0
		Shoplifting	61	10	0
		Theft From Building	1	0	0
		Theft From Coin Operated Machine or Device	0	0	0
		Theft From Motor Vehicle	11	0	0
		Theft of Motor Vehicle Parts/Accessories	1	0	0
		All Other Larceny	44	9	0
		Motor Vehicle Theft	8	0	0
		Stolen Property Offenses	0	1	0
Group B Arrests					
Offense	Adult	Juvenile			
Bad Checks	0	0			
Curfew/Loitering/Vagrancy Violations	0	0			
Disorderly Conduct	2	0			
Driving Under the Influence	16	0			
Drunkenness	88	0			
Family Offenses (Nonviolent)	0	0			
Liquor Law Violations	0	0			
Peeping Tom	0	0			
Trespass of Real Property	3	0			
All Other Offenses	16	0			
Total Group B	125	0			
Crimes Against Society					
		Drug/Narcotic Violations	40	16	0
		Drug Equipment Violations	14	2	0
		Betting/Wagering	0	0	0
		Operating/Promoting/Assisting Gambling	0	0	0
		Gambling Equipment Violations	0	0	0
		Sports Tampering	0	0	0
		Pornography/Obscene Material	7	0	0
		Prostitution	0	0	0
		Assisting or Promoting Prostitution	0	0	0
		Purchasing Prostitution	0	0	0
		Weapon Law Violations	13	9	0
		Animal Cruelty	0	0	0
		Total Group A Offenses	456	117	0

(*) Offenses are counted using the FBI Units of Count for Crime

(**) The 'Arrests' column shows arrests made for incidents during the selected period, regardless of arrest date. Arrest counts for the same period may change over time.

Warsaw Police Department - VA0790100 - NIBRS Agency Crime Overview - 2020

2020 Population Estimate		1,486	Offenses (*)	Arrests (**)	
Law Enforcement Employees			Reported	Adult	Juvenile
Sworn Male		2	Group A Offenses		
Sworn Female		2	Crimes Against Persons		
Civilian Male		0	Murder and Nonnegligent Manslaughter	0	0
Civilian Female		0	Negligent Manslaughter	0	0
Total:		4	Kidnapping/Abduction	0	0
			Forcible Rape	0	0
			Forcible Sodomy	0	0
			Sexual Assault With An Object	0	0
			Forcible Fondling	0	0
			Incest	0	0
Incident Total		37	Statutory Rape	0	0
Offense Total		40	Aggravated Assault	0	0
Group A Crimes per 100,000 population		2,489.9	Simple Assault	3	2
			Intimidation	0	0
			Human Trafficking, Commercial Sex Acts	0	0
			Human Trafficking, Involuntary Servitude	0	0
Arrest Overview			Crimes Against Property		
Total Arrests		11	Arson	0	0
Adult Arrests		10	Bribery	0	0
Juvenile Arrests		1	Burglary/Breaking & Entering	1	0
Unknown Age		0	Counterfeiting/Forgery	4	0
Arrests per 100,000 population		740.2	Destruction/Damage/Vandalism of Property	4	0
			Embezzlement	1	1
			Extortion/Blackmail	0	0
			False Pretenses/Swindle/Confidence Game	2	2
			Credit Card/Automatic Teller Fraud	0	0
			Impersonation	0	0
			Welfare Fraud	0	0
			Wire Fraud	1	0
			Identity Theft	0	0
			Hacking/Computer Invasion	0	0
			Robbery	0	0
			Pocket-picking	0	0
			Purse-snatching	0	0
			Shoplifting	4	2
			Theft From Building	1	0
			Theft From Coin Operated Machine or Device	0	0
			Theft From Motor Vehicle	8	0
			Theft of Motor Vehicle Parts/Accessories	0	0
			All Other Larceny	7	1
			Motor Vehicle Theft	1	0
			Stolen Property Offenses	0	0
			Crimes Against Society		
			Drug/Narcotic Violations	1	1
			Drug Equipment Violations	0	0
			Betting/Wagering	0	0
			Operating/Promoting/Assisting Gambling	0	0
			Gambling Equipment Violations	0	0
			Sports Tampering	0	0
			Pornography/Obscene Material	1	0
			Prostitution	0	0
			Assisting or Promoting Prostitution	0	0
			Purchasing Prostitution	0	0
			Weapon Law Violations	1	0
			Animal Cruelty	0	0
			Total Group A Offenses	40	9
					1

(*) Offenses are counted using the FBI Units of Count for Crime

(**) The 'Arrests' column shows arrests made for incidents during the selected period, regardless of arrest date. Arrest counts for the same period may change over time.

Washington CO Sheriff's Office - VA0940000 - NIBRS Agency Crime Overview - 2020

2020 Population Estimate		43,511	Offenses (*)	Arrests (**)	
Law Enforcement Employees			Reported	Adult	Juvenile
Group A Offenses					
Crimes Against Persons					
Sworn Male	63	Murder and Nonnegligent Manslaughter	5	6	0
Sworn Female	5	Negligent Manslaughter	1	1	0
Civilian Male	6	Kidnapping/Abduction	9	6	0
Civilian Female	11	Forcible Rape	3	0	0
Total:	85	Forcible Sodomy	4	4	0
		Sexual Assault With An Object	0	0	0
		Forcible Fondling	13	3	1
		Incest	0	0	0
Incident Total	1,543	Statutory Rape	0	0	0
Offense Total	1,819	Aggravated Assault	41	26	0
Group A Crimes per 100,000 population	3,546.2	Simple Assault	186	89	0
		Intimidation	17	6	0
		Human Trafficking, Commercial Sex Acts	0	0	0
		Human Trafficking, Involuntary Servitude	0	0	0
Arrest Overview					
Crimes Against Property					
Total Arrests	1,014	Arson	3	0	0
Adult Arrests	1,004	Bribery	0	0	0
Juvenile Arrests	9	Burglary/Breaking & Entering	84	14	0
Unknown Age	1	Counterfeiting/Forgery	50	17	0
Arrests per 100,000 population	2,330.4	Destruction/Damage/Vandalism of Property	135	8	0
		Embezzlement	2	0	0
		Extortion/Blackmail	1	0	0
		False Pretenses/Swindle/Confidence Game	67	6	0
		Credit Card/Automatic Teller Fraud	35	0	0
		Impersonation	39	9	0
		Welfare Fraud	0	0	0
		Wire Fraud	1	0	0
		Identity Theft	23	0	0
		Hacking/Computer Invasion	0	0	0
		Robbery	1	0	0
		Pocket-picking	0	0	0
		Purse-snatching	0	0	0
		Shoplifting	149	110	0
		Theft From Building	1	0	0
		Theft From Coin Operated Machine or Device	0	0	0
		Theft From Motor Vehicle	33	0	0
		Theft of Motor Vehicle Parts/Accessories	39	1	0
		All Other Larceny	232	33	0
		Motor Vehicle Theft	58	11	0
		Stolen Property Offenses	10	6	1
Group B Arrests					
Offense	Adult	Juvenile			
Bad Checks	7	0			
Curfew/Loitering/Vagrancy Violations	0	0			
Disorderly Conduct	4	0			
Driving Under the Influence	35	0			
Drunkenness	80	0			
Family Offenses (Nonviolent)	1	0			
Liquor Law Violations	6	4			
Peeping Tom	0	0			
Trespass of Real Property	22	0			
All Other Offenses	177	0			
Total Group B	332	4			
Crimes Against Society					
		Drug/Narcotic Violations	432	290	3
		Drug Equipment Violations	75	11	0
		Betting/Wagering	0	0	0
		Operating/Promoting/Assisting Gambling	0	0	0
		Gambling Equipment Violations	0	0	0
		Sports Tampering	0	0	0
		Pornography/Obscene Material	15	2	0
		Prostitution	0	0	0
		Assisting or Promoting Prostitution	0	0	0
		Purchasing Prostitution	0	0	0
		Weapon Law Violations	54	13	0
		Animal Cruelty	1	0	0
		Total Group A Offenses	1,819	672	5

(*) Offenses are counted using the FBI Units of Count for Crime

(**) The 'Arrests' column shows arrests made for incidents during the selected period, regardless of arrest date. Arrest counts for the same period may change over time.

Waverly Police Department - VA0910400 - NIBRS Agency Crime Overview - 2020

2020 Population Estimate		1,953		Offenses (*)	Arrests (**)	
			Group A Offenses	Reported	Adult	Juvenile
Law Enforcement Employees			Crimes Against Persons			
Sworn Male	7		Murder and Nonnegligent Manslaughter	0	0	0
Sworn Female	0		Negligent Manslaughter	0	0	0
Civilian Male	0		Kidnapping/Abduction	0	0	0
Civilian Female	5		Forcible Rape	0	0	0
Total:	12		Forcible Sodomy	0	0	0
			Sexual Assault With An Object	0	0	0
			Forcible Fondling	1	0	0
Offense Overview			Incest	0	0	0
Incident Total	35		Statutory Rape	0	0	0
Offense Total	42		Aggravated Assault	3	0	0
Group A Crimes per 100,000 population	1,792.1		Simple Assault	12	3	0
			Intimidation	0	0	0
			Human Trafficking, Commercial Sex Acts	0	0	0
			Human Trafficking, Involuntary Servitude	0	0	0
Arrest Overview			Crimes Against Property			
Total Arrests	7		Arson	0	0	0
Adult Arrests	7		Bribery	0	0	0
Juvenile Arrests	0		Burglary/Breaking & Entering	0	0	0
Unknown Age	0		Counterfeiting/Forgery	0	0	0
Arrests per 100,000 population	358.4		Destruction/Damage/Vandalism of Property	4	0	0
			Embezzlement	1	0	0
			Extortion/Blackmail	0	0	0
			False Pretenses/Swindle/Confidence Game	0	0	0
			Credit Card/Automatic Teller Fraud	2	0	0
			Impersonation	0	0	0
Group B Arrests			Welfare Fraud	0	0	0
Offense	Adult	Juvenile	Wire Fraud	0	0	0
Bad Checks	0	0	Identity Theft	1	0	0
Curfew/Loitering/Vagrancy Violations	0	0	Hacking/Computer Invasion	0	0	0
Disorderly Conduct	0	0	Robbery	0	0	0
Driving Under the Influence	1	0	Pocket-picking	0	0	0
Drunkenness	1	0	Purse-snatching	0	0	0
Family Offenses (Nonviolent)	0	0	Shoplifting	2	0	0
Liquor Law Violations	0	0	Theft From Building	1	0	0
Loitering/Trespassing	0	0	Theft From Coin Operated Machine or Device	0	0	0
Respass of Real Property	0	0	Theft From Motor Vehicle	2	0	0
All Other Offenses	2	0	Theft of Motor Vehicle Parts/Accessories	2	0	0
Total Group B	4	0	All Other Larceny	9	0	0
			Motor Vehicle Theft	0	0	0
			Stolen Property Offenses	0	0	0
			Crimes Against Society			
			Drug/Narcotic Violations	1	0	0
			Drug Equipment Violations	0	0	0
			Betting/Wagering	0	0	0
			Operating/Promoting/Assisting Gambling	0	0	0
			Gambling Equipment Violations	0	0	0
			Sports Tampering	0	0	0
			Pornography/Obscene Material	0	0	0
			Prostitution	0	0	0
			Assisting or Promoting Prostitution	0	0	0
			Purchasing Prostitution	0	0	0
			Weapon Law Violations	1	0	0
			Animal Cruelty	0	0	0
			Total Group A Offenses	42	3	0

(*) Offenses are counted using the FBI Units of Count for Crime

(**) The 'Arrests' column shows arrests made for incidents during the selected period, regardless of arrest date. Arrest counts for the same period may change over time.

Waynesboro Police Department - VA1290000 - NIBRS Agency Crime Overview - 2020

2020 Population Estimate		22,462	Offenses (*)	Arrests (**)	
Law Enforcement Employees			Reported	Adult	Juvenile
Group A Offenses					
Crimes Against Persons					
Sworn Male	37	Murder and Nonnegligent Manslaughter	2	0	0
Sworn Female	6	Negligent Manslaughter	0	0	0
Civilian Male	0	Kidnapping/Abduction	5	3	0
Civilian Female	10	Forcible Rape	13	1	0
Total:	53	Forcible Sodomy	3	2	0
		Sexual Assault With An Object	1	1	0
		Forcible Fondling	8	1	0
		Incest	0	0	0
Incident Total	1,188	Statutory Rape	3	0	0
Offense Total	1,377	Aggravated Assault	33	19	0
Group A Crimes per 100,000 population	5,288.9	Simple Assault	282	67	0
		Intimidation	6	1	0
		Human Trafficking, Commercial Sex Acts	0	0	0
		Human Trafficking, Involuntary Servitude	0	0	0
		Crimes Against Property			
Total Arrests	800	Arson	6	2	0
Adult Arrests	798	Bribery	0	0	0
Juvenile Arrests	2	Burglary/Breaking & Entering	33	2	0
Unknown Age	0	Counterfeiting/Forgery	23	14	0
Arrests per 100,000 population	3,561.6	Destruction/Damage/Vandalism of Property	150	7	0
		Embezzlement	14	1	0
		Extortion/Blackmail	2	0	0
		False Pretenses/Swindle/Confidence Game	73	7	0
		Credit Card/Automatic Teller Fraud	24	0	0
		Impersonation	0	0	0
		Welfare Fraud	0	0	0
		Wire Fraud	1	0	0
		Identity Theft	0	0	0
		Hacking/Computer Invasion	0	0	0
		Robbery	6	7	0
		Pocket-picking	0	0	0
		Purse-snatching	0	0	0
		Shoplifting	56	34	0
		Theft From Building	19	0	0
		Theft From Coin Operated Machine or Device	0	0	0
		Theft From Motor Vehicle	77	0	0
		Theft of Motor Vehicle Parts/Accessories	28	0	0
		All Other Larceny	241	32	0
		Motor Vehicle Theft	32	8	0
		Stolen Property Offenses	3	3	0
		Crimes Against Society			
		Drug/Narcotic Violations	174	68	0
		Drug Equipment Violations	22	0	0
		Betting/Wagering	0	0	0
		Operating/Promoting/Assisting Gambling	0	0	0
		Gambling Equipment Violations	0	0	0
		Sports Tampering	0	0	0
		Pornography/Obscene Material	12	3	0
		Prostitution	0	0	0
		Assisting or Promoting Prostitution	0	0	0
		Purchasing Prostitution	0	0	0
		Weapon Law Violations	25	3	0
		Animal Cruelty	0	0	0
		Total Group A Offenses	1,377	286	0
Group B Arrests					
Offense	Adult	Juvenile			
Bad Checks	2	0			
Curfew/Loitering/Vagrancy Violations	0	0			
Disorderly Conduct	0	0			
Driving Under the Influence	22	0			
Drunkenness	70	0			
Family Offenses (Nonviolent)	8	0			
Liquor Law Violations	0	0			
Peeping Tom	0	0			
Trespass of Real Property	6	0			
All Other Offenses	404	2			
Total Group B	512	2			

(*) Offenses are counted using the FBI Units of Count for Crime

(**) The 'Arrests' column shows arrests made for incidents during the selected period, regardless of arrest date. Arrest counts for the same period may change over time.

Weber City Police Department - VA0840200 - NIBRS Agency Crime Overview - 2020

2020 Population Estimate		1,211	Offenses (*)	Arrests (**)	
Law Enforcement Employees			Reported	Adult	Juvenile
Sworn Male		4	Group A Offenses		
Sworn Female		0	Crimes Against Persons		
Civilian Male		0	Murder and Nonnegligent Manslaughter	0	0
Civilian Female		1	Negligent Manslaughter	0	0
Total:		5	Kidnapping/Abduction	0	0
			Forcible Rape	0	0
			Forcible Sodomy	0	0
			Sexual Assault With An Object	0	0
			Forcible Fondling	0	0
			Incest	0	0
Incident Total		24	Statutory Rape	0	0
Offense Total		30	Aggravated Assault	0	0
Group A Crimes per 100,000 population		1,981.8	Simple Assault	2	1
			Intimidation	2	0
			Human Trafficking, Commercial Sex Acts	0	0
			Human Trafficking, Involuntary Servitude	0	0
Arrest Overview			Crimes Against Property		
Total Arrests		20	Arson	0	0
Adult Arrests		20	Bribery	0	0
Juvenile Arrests		0	Burglary/Breaking & Entering	3	2
Unknown Age		0	Counterfeiting/Forgery	1	0
Arrests per 100,000 population		1,651.5	Destruction/Damage/Vandalism of Property	1	0
			Embezzlement	0	0
			Extortion/Blackmail	0	0
			False Pretenses/Swindle/Confidence Game	1	0
			Credit Card/Automatic Teller Fraud	1	0
			Impersonation	1	0
			Welfare Fraud	0	0
			Wire Fraud	0	0
			Identity Theft	0	0
			Hacking/Computer Invasion	0	0
			Robbery	0	0
			Pocket-picking	0	0
			Purse-snatching	1	0
			Shoplifting	1	0
			Theft From Building	0	0
			Theft From Coin Operated Machine or Device	0	0
			Theft From Motor Vehicle	1	0
			Theft of Motor Vehicle Parts/Accessories	0	0
			All Other Larceny	1	2
			Motor Vehicle Theft	2	0
			Stolen Property Offenses	1	0
			Crimes Against Society		
			Drug/Narcotic Violations	7	6
			Drug Equipment Violations	2	0
			Betting/Wagering	0	0
			Operating/Promoting/Assisting Gambling	0	0
			Gambling Equipment Violations	0	0
			Sports Tampering	0	0
			Pornography/Obscene Material	0	0
			Prostitution	0	0
			Assisting or Promoting Prostitution	0	0
			Purchasing Prostitution	0	0
			Weapon Law Violations	2	0
			Animal Cruelty	0	0
			Total Group A Offenses	30	11
					0
Group B Arrests					
Offense	Adult	Juvenile			
Bad Checks	0	0			
Curfew/Loitering/Vagrancy Violations	0	0			
Disorderly Conduct	0	0			
Driving Under the Influence	2	0			
Drunkenness	3	0			
Family Offenses (Nonviolent)	0	0			
Liquor Law Violations	0	0			
Peeping Tom	0	0			
Trespass of Real Property	1	0			
All Other Offenses	3	0			
Total Group B	9	0			

(*) Offenses are counted using the FBI Units of Count for Crime

(**) The 'Arrests' column shows arrests made for incidents during the selected period, regardless of arrest date. Arrest counts for the same period may change over time.

West Point Police Department - VA0500200 - NIBRS Agency Crime Overview - 2020

2020 Population Estimate			3,257	Offenses (*)		Arrests (**)	
				Reported	Adult	Juvenile	
Law Enforcement Employees			Crimes Against Persons				
Sworn Male	8		Murder and Nonnegligent Manslaughter	0	0	0	
Sworn Female	1		Negligent Manslaughter	0	0	0	
Civilian Male	0		Kidnapping/Abduction	0	0	0	
Civilian Female	1		Forcible Rape	1	1	0	
			Forcible Sodomy	0	0	0	
Total:	10		Sexual Assault With An Object	0	0	0	
			Forcible Fondling	3	0	0	
Offense Overview			Incest	0	0	0	
Incident Total	91		Statutory Rape	0	0	0	
Offense Total	100		Aggravated Assault	5	1	0	
Group A Crimes per 100,000 population	2,794.0		Simple Assault	20	8	0	
			Intimidation	3	1	0	
			Human Trafficking, Commercial Sex Acts	0	0	0	
			Human Trafficking, Involuntary Servitude	0	0	0	
Arrest Overview			Crimes Against Property				
Total Arrests	41		Arson	0	0	0	
Adult Arrests	41		Bribery	0	0	0	
Juvenile Arrests	0		Burglary/Breaking & Entering	5	1	0	
Unknown Age	0		Counterfeiting/Forgery	3	0	0	
Arrests per 100,000 population	1,258.8		Destruction/Damage/Vandalism of Property	16	0	0	
			Embezzlement	0	0	0	
			Extortion/Blackmail	0	0	0	
			False Pretenses/Swindle/Confidence Game	9	0	0	
			Credit Card/Automatic Teller Fraud	4	0	0	
			Impersonation	0	0	0	
Group B Arrests			Welfare Fraud	0	0	0	
			Wire Fraud	0	0	0	
Offense	Adult	Juvenile	Identity Theft	0	0	0	
Bad Checks	0	0	Hacking/Computer Invasion	0	0	0	
Curfew/Loitering/Vagrancy Violations	0	0	Robbery	2	0	0	
Disorderly Conduct	0	0	Pocket-picking	0	0	0	
Driving Under the Influence	3	0	Purse-snatching	0	0	0	
Drunkenness	0	0	Shoplifting	0	0	0	
Family Offenses (Nonviolent)	0	0	Theft From Building	2	0	0	
Liquor Law Violations	0	0	Theft From Coin Operated Machine or Device	0	0	0	
Loitering/Trespassing	0	0	Theft From Motor Vehicle	4	0	0	
Obstruction of Justice	0	0	Theft of Motor Vehicle Parts/Accessories	0	0	0	
Trespass of Real Property	1	0	All Other Larceny	13	0	0	
All Other Offenses	21	0	Motor Vehicle Theft	3	0	0	
Total Group B	25	0	Stolen Property Offenses	0	0	0	
			Crimes Against Society				
			Drug/Narcotic Violations	6	4	0	
			Drug Equipment Violations	0	0	0	
			Betting/Wagering	0	0	0	
			Operating/Promoting/Assisting Gambling	0	0	0	
			Gambling Equipment Violations	0	0	0	
			Sports Tampering	0	0	0	
			Pornography/Obscene Material	1	0	0	
			Prostitution	0	0	0	
			Assisting or Promoting Prostitution	0	0	0	
			Purchasing Prostitution	0	0	0	
			Weapon Law Violations	0	0	0	
			Animal Cruelty	0	0	0	
			Total Group A Offenses	100	16	0	

(*) Offenses are counted using the FBI Units of Count for Crime

(**) The 'Arrests' column shows arrests made for incidents during the selected period, regardless of arrest date. Arrest counts for the same period may change over time.

Westmoreland County Sheriff's Office - VA0950000 - NIBRS Agency Crime Overview - 2020

2020 Population Estimate			14,361	Offenses (*)	Arrests (**)	
				Reported	Adult	Juvenile
Law Enforcement Employees						
			Crimes Against Persons			
Sworn Male	27		Murder and Nonnegligent Manslaughter	2	2	0
Sworn Female	4		Negligent Manslaughter	0	0	0
Civilian Male	5		Kidnapping/Abduction	0	0	0
Civilian Female	12		Forcible Rape	4	1	1
			Forcible Sodomy	1	0	0
Total:	48		Sexual Assault With An Object	1	1	0
			Forcible Fondling	0	0	0
Offense Overview			Incest	0	0	0
Incident Total	420		Statutory Rape	0	0	0
Offense Total	466		Aggravated Assault	12	8	3
Group A Crimes per 100,000 population	2,924.6		Simple Assault	69	44	2
			Intimidation	5	3	0
			Human Trafficking, Commercial Sex Acts	0	0	0
			Human Trafficking, Involuntary Servitude	0	0	0
Arrest Overview			Crimes Against Property			
Total Arrests	481		Arson	1	0	0
Adult Arrests	472		Bribery	1	0	0
Juvenile Arrests	8		Burglary/Breaking & Entering	21	5	0
Unknown Age	1		Counterfeiting/Forgery	2	2	0
Arrests per 100,000 population	3,349.3		Destruction/Damage/Vandalism of Property	54	9	0
			Embezzlement	1	1	0
			Extortion/Blackmail	2	1	0
			False Pretenses/Swindle/Confidence Game	4	0	0
			Credit Card/Automatic Teller Fraud	2	0	0
			Impersonation	6	0	0
			Welfare Fraud	0	0	0
Group B Arrests						
Offense	Adult	Juvenile	Wire Fraud	1	0	0
Head Checks	1	0	Identity Theft	0	0	0
Curfew/Loitering/Vagrancy Violations	0	0	Hacking/Computer Invasion	0	0	0
Disorderly Conduct	3	0	Robbery	1	0	0
Driving Under the Influence	47	0	Pocket-picking	0	0	0
Drunkenness	13	0	Purse-snatching	0	0	0
Family Offenses (Nonviolent)	6	0	Shoplifting	5	1	0
Liquor Law Violations	6	0	Theft From Building	12	2	0
Loitering/Trespassing	0	0	Theft From Coin Operated Machine or Device	0	0	0
Respass of Real Property	8	0	Theft From Motor Vehicle	10	1	0
All Other Offenses	141	0	Theft of Motor Vehicle Parts/Accessories	4	0	0
Total Group B	225	0	All Other Larceny	38	16	0
			Motor Vehicle Theft	4	0	0
			Stolen Property Offenses	8	6	0
			Crimes Against Society			
			Drug/Narcotic Violations	167	120	2
			Drug Equipment Violations	6	1	0
			Betting/Wagering	0	0	0
			Operating/Promoting/Assisting Gambling	0	0	0
			Gambling Equipment Violations	0	0	0
			Sports Tampering	0	0	0
			Pornography/Obscene Material	3	1	0
			Prostitution	0	0	0
			Assisting or Promoting Prostitution	0	0	0
			Purchasing Prostitution	0	0	0
			Weapon Law Violations	18	21	0
			Animal Cruelty	1	1	0
			Total Group A Offenses	466	247	8

(*) Offenses are counted using the FBI Units of Count for Crime

(**) The 'Arrests' column shows arrests made for incidents during the selected period, regardless of arrest date. Arrest counts for the same period may change over time.

White Stone Police Department - VA0510300 - NIBRS Agency Crime Overview - 2020

2020 Population Estimate		331	Offenses (*)	Arrests (**)	
Law Enforcement Employees			Reported	Adult	Juvenile
Sworn Male		0	Murder and Nonnegligent Manslaughter	0	0
Sworn Female		0	Negligent Manslaughter	0	0
Civilian Male		0	Kidnapping/Abduction	0	0
Civilian Female		0	Forcible Rape	0	0
Total:		0	Forcible Sodomy	0	0
			Sexual Assault With An Object	0	0
			Forcible Fondling	0	0
			Incest	0	0
Incident Total		0	Statutory Rape	0	0
Offense Total		0	Aggravated Assault	0	0
Group A Crimes per 100,000 population		0.0	Simple Assault	0	0
			Intimidation	0	0
			Human Trafficking, Commercial Sex Acts	0	0
			Human Trafficking, Involuntary Servitude	0	0
Arrest Overview			Crimes Against Property		
Total Arrests		0	Arson	0	0
Adult Arrests		0	Bribery	0	0
Juvenile Arrests		0	Burglary/Breaking & Entering	0	0
Unknown Age		0	Counterfeiting/Forgery	0	0
Arrests per 100,000 population		0.0	Destruction/Damage/Vandalism of Property	0	0
			Embezzlement	0	0
			Extortion/Blackmail	0	0
			False Pretenses/Swindle/Confidence Game	0	0
			Credit Card/Automatic Teller Fraud	0	0
			Impersonation	0	0
			Welfare Fraud	0	0
			Wire Fraud	0	0
			Identity Theft	0	0
			Hacking/Computer Invasion	0	0
			Robbery	0	0
			Pocket-picking	0	0
			Purse-snatching	0	0
			Shoplifting	0	0
			Theft From Building	0	0
			Theft From Coin Operated Machine or Device	0	0
			Theft From Motor Vehicle	0	0
			Theft of Motor Vehicle Parts/Accessories	0	0
			All Other Larceny	0	0
			Motor Vehicle Theft	0	0
			Stolen Property Offenses	0	0
			Crimes Against Society		
			Drug/Narcotic Violations	0	0
			Drug Equipment Violations	0	0
			Betting/Wagering	0	0
			Operating/Promoting/Assisting Gambling	0	0
			Gambling Equipment Violations	0	0
			Sports Tampering	0	0
			Pornography/Obscene Material	0	0
			Prostitution	0	0
			Assisting or Promoting Prostitution	0	0
			Purchasing Prostitution	0	0
			Weapon Law Violations	0	0
			Animal Cruelty	0	0
			Total Group A Offenses	0	0
Group B Arrests					
Offense	Adult	Juvenile			
Bad Checks	0	0			
Curfew/Loitering/Vagrancy Violations	0	0			
Disorderly Conduct	0	0			
Driving Under the Influence	0	0			
Drunkenness	0	0			
Family Offenses (Nonviolent)	0	0			
Liquor Law Violations	0	0			
Peeping Tom	0	0			
Trespass of Real Property	0	0			
All Other Offenses	0	0			
Total Group B	0	0			

(*) Offenses are counted using the FBI Units of Count for Crime

(**) The 'Arrests' column shows arrests made for incidents during the selected period, regardless of arrest date. Arrest counts for the same period may change over time.

Williamsburg Police Department - VA1300000 - NIBRS Agency Crime Overview - 2020

2020 Population Estimate		15,457	Offenses (*)	Arrests (**)	
			Reported	Adult	Juvenile
Law Enforcement Employees			Crimes Against Persons		
Sworn Male	33	Murder and Nonnegligent Manslaughter	0	0	0
Sworn Female	7	Negligent Manslaughter	0	0	0
Civilian Male	0	Kidnapping/Abduction	9	9	0
Civilian Female	2	Forcible Rape	4	2	0
Total:	42	Forcible Sodomy	1	2	0
Offense Overview					
Incident Total	618	Sexual Assault With An Object	2	0	0
Offense Total	717	Forcible Fondling	9	2	0
Group A Crimes per 100,000 population	3,998.2	Incest	0	0	0
Arrest Overview					
Total Arrests	635	Statutory Rape	1	0	0
Adult Arrests	613	Aggravated Assault	14	14	2
Juvenile Arrests	22	Simple Assault	141	77	6
Unknown Age	0	Intimidation	8	2	0
Arrests per 100,000 population	4,108.2	Human Trafficking, Commercial Sex Acts	0	0	0
		Human Trafficking, Involuntary Servitude	0	0	0
		Crimes Against Property			
		Arson	1	0	0
		Bribery	1	1	0
		Burglary/Breaking & Entering	14	2	1
		Counterfeiting/Forgery	6	5	0
		Destruction/Damage/Vandalism of Property	97	3	0
		Embezzlement	11	4	0
		Extortion/Blackmail	2	0	0
		False Pretenses/Swindle/Confidence Game	43	1	0
		Credit Card/Automatic Teller Fraud	6	0	0
		Impersonation	2	4	0
		Welfare Fraud	0	0	0
		Wire Fraud	1	0	0
		Identity Theft	0	0	0
		Hacking/Computer Invasion	0	0	0
		Robbery	0	0	0
		Pocket-picking	1	0	0
		Purse-snatching	0	0	0
		Shoplifting	20	7	0
		Theft From Building	17	0	0
		Theft From Coin Operated Machine or Device	0	0	0
		Theft From Motor Vehicle	56	0	0
		Theft of Motor Vehicle Parts/Accessories	14	0	0
		All Other Larceny	54	27	5
		Motor Vehicle Theft	14	1	0
		Stolen Property Offenses	0	0	3
		Crimes Against Society			
		Drug/Narcotic Violations	133	93	1
		Drug Equipment Violations	16	0	0
		Betting/Wagering	0	0	0
		Operating/Promoting/Assisting Gambling	0	0	0
		Gambling Equipment Violations	0	0	0
		Sports Tampering	0	0	0
		Pornography/Obscene Material	1	0	0
		Prostitution	3	4	0
		Assisting or Promoting Prostitution	0	0	0
		Purchasing Prostitution	1	0	0
		Weapon Law Violations	14	8	0
		Animal Cruelty	0	0	0
		Total Group A Offenses	717	268	18
		Group B Arrests			
		Offense	Adult	Juvenile	
		Bad Checks	0	0	
		Curfew/Loitering/Vagrancy Violations	0	0	
		Disorderly Conduct	3	0	
		Driving Under the Influence	51	0	
		Drunkenness	65	0	
		Family Offenses (Nonviolent)	10	0	
		Liquor Law Violations	2	1	
		Peeping Tom	1	0	
		Trespass of Real Property	8	0	
		All Other Offenses	205	3	
		Total Group B	345	4	

(*) Offenses are counted using the FBI Units of Count for Crime

(**) The 'Arrests' column shows arrests made for incidents during the selected period, regardless of arrest date. Arrest counts for the same period may change over time.

Winchester Police Department - VA1310000 - NIBRS Agency Crime Overview - 2020

2020 Population Estimate		28,310	Offenses (*)	Arrests (**)	
Law Enforcement Employees			Reported	Adult	Juvenile
Sworn Male		58	Group A Offenses		
Sworn Female		15	Crimes Against Persons		
Civilian Male		2	Murder and Nonnegligent Manslaughter	2	0
Civilian Female		23	Negligent Manslaughter	0	0
Total:		98	Kidnapping/Abduction	1	0
			Forcible Rape	0	0
			Forcible Sodomy	0	0
			Sexual Assault With An Object	0	0
			Forcible Fondling	1	0
			Incest	0	0
Incident Total		1,888	Statutory Rape	0	0
Offense Total		2,153	Aggravated Assault	10	1
Group A Crimes per 100,000 population		6,669.0	Simple Assault	141	2
			Intimidation	1	2
			Human Trafficking, Commercial Sex Acts	0	0
			Human Trafficking, Involuntary Servitude	0	0
Arrest Overview			Crimes Against Property		
Total Arrests		1,373	Arson	2	0
Adult Arrests		1,331	Bribery	0	0
Juvenile Arrests		42	Burglary/Breaking & Entering	7	0
Unknown Age		0	Counterfeiting/Forgery	0	0
Arrests per 100,000 population		4,849.9	Destruction/Damage/Vandalism of Property	8	2
			Embezzlement	3	0
			Extortion/Blackmail	0	0
			False Pretenses/Swindle/Confidence Game	10	0
			Credit Card/Automatic Teller Fraud	3	0
			Impersonation	3	0
			Welfare Fraud	0	0
			Wire Fraud	0	0
			Identity Theft	0	0
			Hacking/Computer Invasion	0	0
			Robbery	4	0
			Pocket-picking	0	0
			Purse-snatching	0	0
			Shoplifting	39	0
			Theft From Building	0	0
			Theft From Coin Operated Machine or Device	0	0
			Theft From Motor Vehicle	0	0
			Theft of Motor Vehicle Parts/Accessories	0	0
			All Other Larceny	22	2
			Motor Vehicle Theft	1	0
			Stolen Property Offenses	2	0
			Crimes Against Society		
			Drug/Narcotic Violations	167	2
			Drug Equipment Violations	4	0
			Betting/Wagering	0	0
			Operating/Promoting/Assisting Gambling	0	0
			Gambling Equipment Violations	0	0
			Sports Tampering	0	0
			Pornography/Obscene Material	0	0
			Prostitution	0	0
			Assisting or Promoting Prostitution	0	0
			Purchasing Prostitution	0	0
			Weapon Law Violations	9	3
			Animal Cruelty	0	0
			Total Group A Offenses	2,153	14
Group B Arrests					
Offense	Adult	Juvenile			
Bad Checks	1	0			
Curfew/Loitering/Vagrancy Violations	0	0			
Disorderly Conduct	9	1			
Driving Under the Influence	93	0			
Drunkenness	318	2			
Family Offenses (Nonviolent)	4	1			
Liquor Law Violations	7	1			
Peeping Tom	0	0			
Trespass of Real Property	38	0			
All Other Offenses	421	23			
Total Group B	891	28			

(*) Offenses are counted using the FBI Units of Count for Crime

(**) The 'Arrests' column shows arrests made for incidents during the selected period, regardless of arrest date. Arrest counts for the same period may change over time.

Windsor Police Department - VA0460200 - NIBRS Agency Crime Overview - 2020

2020 Population Estimate		2,758	Offenses (*)	Arrests (**)	
Law Enforcement Employees			Reported	Adult	Juvenile
Group A Offenses					
Crimes Against Persons					
Sworn Male	7	Murder and Nonnegligent Manslaughter	0	0	0
Sworn Female	0	Negligent Manslaughter	0	0	0
Civilian Male	0	Kidnapping/Abduction	0	0	0
Civilian Female	0	Forcible Rape	1	0	0
Total:	7	Forcible Sodomy	0	0	0
		Sexual Assault With An Object	0	0	0
		Forcible Fondling	1	0	0
		Incest	0	0	0
Incident Total	99	Statutory Rape	0	0	0
Offense Total	109	Aggravated Assault	4	2	0
Group A Crimes per 100,000 population	3,589.6	Simple Assault	25	7	0
		Intimidation	1	0	0
		Human Trafficking, Commercial Sex Acts	0	0	0
		Human Trafficking, Involuntary Servitude	0	0	0
Arrest Overview					
Crimes Against Property					
Total Arrests	43	Arson	0	0	0
Adult Arrests	43	Bribery	0	0	0
Juvenile Arrests	0	Burglary/Breaking & Entering	2	0	0
Unknown Age	0	Counterfeiting/Forgery	3	1	0
Arrests per 100,000 population	1,559.1	Destruction/Damage/Vandalism of Property	11	0	0
		Embezzlement	0	0	0
		Extortion/Blackmail	1	0	0
		False Pretenses/Swindle/Confidence Game	1	0	0
		Credit Card/Automatic Teller Fraud	1	0	0
		Impersonation	0	0	0
		Welfare Fraud	0	0	0
		Wire Fraud	0	0	0
		Identity Theft	2	0	0
		Hacking/Computer Invasion	0	0	0
		Robbery	1	0	0
		Pocket-picking	0	0	0
		Purse-snatching	0	0	0
		Shoplifting	10	1	0
		Theft From Building	1	0	0
		Theft From Coin Operated Machine or Device	0	0	0
		Theft From Motor Vehicle	8	0	0
		Theft of Motor Vehicle Parts/Accessories	3	0	0
		All Other Larceny	7	6	0
		Motor Vehicle Theft	3	0	0
		Stolen Property Offenses	0	0	0
Group B Arrests					
Offense	Adult	Juvenile			
Bad Checks	0	0			
Curfew/Loitering/Vagrancy Violations	0	0			
Disorderly Conduct	0	0			
Driving Under the Influence	7	0			
Drunkenness	1	0			
Family Offenses (Nonviolent)	0	0			
Liquor Law Violations	0	0			
Peeping Tom	0	0			
Trespass of Real Property	1	0			
All Other Offenses	2	0			
Total Group B	11	0			
Crimes Against Society					
		Drug/Narcotic Violations	17	13	0
		Drug Equipment Violations	1	0	0
		Betting/Wagering	0	0	0
		Operating/Promoting/Assisting Gambling	0	0	0
		Gambling Equipment Violations	0	0	0
		Sports Tampering	0	0	0
		Pornography/Obscene Material	0	0	0
		Prostitution	0	0	0
		Assisting or Promoting Prostitution	0	0	0
		Purchasing Prostitution	0	0	0
		Weapon Law Violations	5	2	0
		Animal Cruelty	0	0	0
		Total Group A Offenses	109	32	0

(*) Offenses are counted using the FBI Units of Count for Crime

(**) The 'Arrests' column shows arrests made for incidents during the selected period, regardless of arrest date. Arrest counts for the same period may change over time.

Wintergreen Police Department - VA062019P - NIBRS Agency Crime Overview - 2020

2020 Population Estimate			N/A	Offenses (*)		Arrests (**)	
				Group A Offenses	Reported	Adult	Juvenile
Law Enforcement Employees				Crimes Against Persons			
Sworn Male		12		Murder and Nonnegligent Manslaughter	0	0	0
Sworn Female		0		Negligent Manslaughter	0	0	0
Civilian Male		1		Kidnapping/Abduction	0	0	0
Civilian Female		3		Forcible Rape	0	0	0
Total:		16		Forcible Sodomy	0	0	0
				Sexual Assault With An Object	0	0	0
				Forcible Fondling	0	0	0
Offense Overview				Incest	0	0	0
Incident Total		13		Statutory Rape	0	0	0
Offense Total		13		Aggravated Assault	1	1	0
Group A Crimes per 100,000 population		N/A		Simple Assault	2	1	0
				Intimidation	0	0	0
				Human Trafficking, Commercial Sex Acts	0	0	0
				Human Trafficking, Involuntary Servitude	0	0	0
Arrest Overview				Crimes Against Property			
Total Arrests		7		Arson	0	0	0
Adult Arrests		7		Bribery	0	0	0
Juvenile Arrests		0		Burglary/Breaking & Entering	2	0	0
Unknown Age		0		Counterfeiting/Forgery	0	0	0
Arrests per 100,000 population		N/A		Destruction/Damage/Vandalism of Property	2	0	0
				Embezzlement	0	0	0
				Extortion/Blackmail	0	0	0
				False Pretenses/Swindle/Confidence Game	1	0	0
				Credit Card/Automatic Teller Fraud	0	0	0
				Impersonation	0	0	0
Group B Arrests				Welfare Fraud	0	0	0
Offense	Adult	Juvenile		Wire Fraud	0	0	0
Bad Checks	0	0		Identity Theft	0	0	0
Curfew/Loitering/Vagrancy Violations	0	0		Hacking/Computer Invasion	0	0	0
Disorderly Conduct	0	0		Robbery	0	0	0
Driving Under the Influence	0	0		Pocket-picking	0	0	0
Drunkenness	3	0		Purse-snatching	0	0	0
Family Offenses (Nonviolent)	2	0		Shoplifting	0	0	0
Liquor Law Violations	0	0		Theft From Building	4	0	0
Loitering/Trespassing	0	0		Theft From Coin Operated Machine or Device	0	0	0
Respass of Real Property	0	0		Theft From Motor Vehicle	1	0	0
All Other Offenses	0	0		Theft of Motor Vehicle Parts/Accessories	0	0	0
Total Group B	5	0		All Other Larceny	0	0	0
				Motor Vehicle Theft	0	0	0
				Stolen Property Offenses	0	0	0
				Crimes Against Society			
				Drug/Narcotic Violations	0	0	0
				Drug Equipment Violations	0	0	0
				Betting/Wagering	0	0	0
				Operating/Promoting/Assisting Gambling	0	0	0
				Gambling Equipment Violations	0	0	0
				Sports Tampering	0	0	0
				Pornography/Obscene Material	0	0	0
				Prostitution	0	0	0
				Assisting or Promoting Prostitution	0	0	0
				Purchasing Prostitution	0	0	0
				Weapon Law Violations	0	0	0
				Animal Cruelty	0	0	0
				Total Group A Offenses	13	2	0

(*) Offenses are counted using the FBI Units of Count for Crime

(**) The 'Arrests' column shows arrests made for incidents during the selected period, regardless of arrest date. Arrest counts for the same period may change over time.

Wise County Sheriff's Office - VA0960000 - NIBRS Agency Crime Overview - 2020

2020 Population Estimate		26,775	Offenses (*)	Arrests (**)	
Law Enforcement Employees			Reported	Adult	Juvenile
Group A Offenses					
Crimes Against Persons					
Sworn Male	49	Murder and Nonnegligent Manslaughter	0	0	0
Sworn Female	5	Negligent Manslaughter	0	0	0
Civilian Male	1	Kidnapping/Abduction	9	4	0
Civilian Female	15	Forcible Rape	9	0	0
Total:	70	Forcible Sodomy	1	0	0
		Sexual Assault With An Object	0	0	0
		Forcible Fondling	11	0	0
		Incest	2	0	0
Incident Total	790	Statutory Rape	0	0	0
Offense Total	975	Aggravated Assault	34	34	0
Group A Crimes per 100,000 population	2,950.5	Simple Assault	222	111	4
		Intimidation	3	3	0
		Human Trafficking, Commercial Sex Acts	0	0	0
		Human Trafficking, Involuntary Servitude	0	0	0
Arrest Overview					
Crimes Against Property					
Total Arrests	837	Arson	0	0	0
Adult Arrests	830	Bribery	0	0	0
Juvenile Arrests	7	Burglary/Breaking & Entering	42	6	0
Unknown Age	0	Counterfeiting/Forgery	3	1	0
Arrests per 100,000 population	3,126.1	Destruction/Damage/Vandalism of Property	118	6	0
		Embezzlement	3	0	0
		Extortion/Blackmail	0	0	0
		False Pretenses/Swindle/Confidence Game	8	0	0
		Credit Card/Automatic Teller Fraud	9	0	0
		Impersonation	2	1	0
		Welfare Fraud	1	0	0
		Wire Fraud	1	0	0
		Identity Theft	2	0	0
		Hacking/Computer Invasion	1	0	0
		Robbery	0	0	0
		Pocket-picking	0	0	0
		Purse-snatching	0	0	0
		Shoplifting	3	2	0
		Theft From Building	11	0	0
		Theft From Coin Operated Machine or Device	0	0	0
		Theft From Motor Vehicle	28	0	0
		Theft of Motor Vehicle Parts/Accessories	6	0	0
		All Other Larceny	134	9	0
		Motor Vehicle Theft	53	2	0
		Stolen Property Offenses	1	2	0
Group B Arrests					
Offense	Adult	Juvenile			
Bad Checks	0	0			
Curfew/Loitering/Vagrancy Violations	0	0			
Disorderly Conduct	1	0			
Driving Under the Influence	51	0			
Drunkenness	70	0			
Family Offenses (Nonviolent)	0	0			
Liquor Law Violations	1	0			
Peeping Tom	2	0			
Trespass of Real Property	28	0			
All Other Offenses	405	3			
Total Group B	558	3			
Crimes Against Society					
		Drug/Narcotic Violations	129	71	0
		Drug Equipment Violations	85	12	0
		Betting/Wagering	0	0	0
		Operating/Promoting/Assisting Gambling	0	0	0
		Gambling Equipment Violations	0	0	0
		Sports Tampering	0	0	0
		Pornography/Obscene Material	11	0	0
		Prostitution	0	0	0
		Assisting or Promoting Prostitution	0	0	0
		Purchasing Prostitution	0	0	0
		Weapon Law Violations	32	8	0
		Animal Cruelty	1	0	0
		Total Group A Offenses	975	272	4

(*) Offenses are counted using the FBI Units of Count for Crime

(**) The 'Arrests' column shows arrests made for incidents during the selected period, regardless of arrest date. Arrest counts for the same period may change over time.

Wise Police Department - VA0960600 - NIBRS Agency Crime Overview - 2020

2020 Population Estimate		2,906	Offenses (*)	Arrests (**)	
Law Enforcement Employees			Reported	Adult	Juvenile
Sworn Male		9	Group A Offenses		
Sworn Female		2	Crimes Against Persons		
Civilian Male		0	Murder and Nonnegligent Manslaughter	0	0
Civilian Female		1	Negligent Manslaughter	0	0
Total:		12	Kidnapping/Abduction	1	0
			Forcible Rape	0	0
			Forcible Sodomy	0	0
			Sexual Assault With An Object	0	0
			Forcible Fondling	0	0
			Incest	0	0
Incident Total		89	Statutory Rape	0	0
Offense Total		101	Aggravated Assault	6	3
Group A Crimes per 100,000 population		3,062.6	Simple Assault	17	11
			Intimidation	1	0
			Human Trafficking, Commercial Sex Acts	0	0
			Human Trafficking, Involuntary Servitude	0	0
Arrest Overview			Crimes Against Property		
Total Arrests		43	Arson	0	0
Adult Arrests		43	Bribery	0	0
Juvenile Arrests		0	Burglary/Breaking & Entering	2	0
Unknown Age		0	Counterfeiting/Forgery	4	0
Arrests per 100,000 population		1,479.7	Destruction/Damage/Vandalism of Property	11	0
			Embezzlement	0	0
			Extortion/Blackmail	0	0
			False Pretenses/Swindle/Confidence Game	0	0
			Credit Card/Automatic Teller Fraud	1	0
			Impersonation	1	1
			Welfare Fraud	0	0
			Wire Fraud	2	0
			Identity Theft	1	0
			Hacking/Computer Invasion	0	0
			Robbery	0	0
			Pocket-picking	0	0
			Purse-snatching	0	0
			Shoplifting	3	1
			Theft From Building	2	0
			Theft From Coin Operated Machine or Device	0	0
			Theft From Motor Vehicle	6	0
			Theft of Motor Vehicle Parts/Accessories	2	0
			All Other Larceny	24	1
			Motor Vehicle Theft	3	0
			Stolen Property Offenses	0	0
			Crimes Against Society		
			Drug/Narcotic Violations	7	4
			Drug Equipment Violations	5	1
			Betting/Wagering	0	0
			Operating/Promoting/Assisting Gambling	0	0
			Gambling Equipment Violations	0	0
			Sports Tampering	0	0
			Pornography/Obscene Material	1	1
			Prostitution	0	0
			Assisting or Promoting Prostitution	0	0
			Purchasing Prostitution	0	0
			Weapon Law Violations	0	0
			Animal Cruelty	1	0
			Total Group A Offenses	101	23
					0
Group B Arrests					
Offense	Adult	Juvenile			
Bad Checks	0	0			
Curfew/Loitering/Vagrancy Violations	0	0			
Disorderly Conduct	0	0			
Driving Under the Influence	1	0			
Drunkenness	7	0			
Family Offenses (Nonviolent)	0	0			
Liquor Law Violations	0	0			
Peeping Tom	0	0			
Trespass of Real Property	1	0			
All Other Offenses	11	0			
Total Group B	20	0			

(*) Offenses are counted using the FBI Units of Count for Crime

(**) The 'Arrests' column shows arrests made for incidents during the selected period, regardless of arrest date. Arrest counts for the same period may change over time.

Woodstock Police Department - VA0850300 - NIBRS Agency Crime Overview - 2020

2020 Population Estimate		5,258	Offenses (*)	Arrests (**)	
Law Enforcement Employees			Reported	Adult	Juvenile
Group A Offenses					
Crimes Against Persons					
Sworn Male	18	Murder and Nonnegligent Manslaughter	0	0	0
Sworn Female	0	Negligent Manslaughter	0	0	0
Civilian Male	0	Kidnapping/Abduction	0	0	0
Civilian Female	2	Forcible Rape	0	0	0
Total:	20	Forcible Sodomy	0	0	0
		Sexual Assault With An Object	0	0	0
		Forcible Fondling	0	0	0
		Incest	0	0	0
Incident Total	289	Statutory Rape	2	0	0
Offense Total	363	Aggravated Assault	9	3	0
Group A Crimes per 100,000 population	5,496.4	Simple Assault	35	19	0
		Intimidation	1	0	0
		Human Trafficking, Commercial Sex Acts	0	0	0
		Human Trafficking, Involuntary Servitude	0	0	0
Arrest Overview					
Crimes Against Property					
Total Arrests	186	Arson	0	0	0
Adult Arrests	173	Bribery	0	0	0
Juvenile Arrests	13	Burglary/Breaking & Entering	5	0	0
Unknown Age	0	Counterfeiting/Forgery	11	3	0
Arrests per 100,000 population	3,537.5	Destruction/Damage/Vandalism of Property	66	5	2
		Embezzlement	2	1	0
		Extortion/Blackmail	0	0	0
		False Pretenses/Swindle/Confidence Game	15	2	0
		Credit Card/Automatic Teller Fraud	4	2	1
		Impersonation	0	0	0
		Welfare Fraud	0	0	0
		Wire Fraud	0	0	0
		Identity Theft	0	0	0
		Hacking/Computer Invasion	0	0	0
		Robbery	1	0	0
		Pocket-picking	0	0	0
		Purse-snatching	0	0	0
		Shoplifting	34	24	0
		Theft From Building	42	3	1
		Theft From Coin Operated Machine or Device	0	0	0
		Theft From Motor Vehicle	12	0	0
		Theft of Motor Vehicle Parts/Accessories	0	0	0
		All Other Larceny	35	6	5
		Motor Vehicle Theft	2	1	0
		Stolen Property Offenses	2	1	0
Crimes Against Society					
		Drug/Narcotic Violations	51	35	2
		Drug Equipment Violations	23	0	0
		Betting/Wagering	0	0	0
		Operating/Promoting/Assisting Gambling	0	0	0
		Gambling Equipment Violations	0	0	0
		Sports Tampering	0	0	0
		Pornography/Obscene Material	7	0	0
		Prostitution	0	0	0
		Assisting or Promoting Prostitution	0	0	0
		Purchasing Prostitution	0	0	0
		Weapon Law Violations	4	2	0
		Animal Cruelty	0	0	0
Total Group A Offenses			363	107	11
Group B Arrests					
Offense	Adult	Juvenile			
Bad Checks	0	0			
Curfew/Loitering/Vagrancy Violations	0	0			
Disorderly Conduct	2	0			
Driving Under the Influence	7	0			
Drunkenness	21	0			
Family Offenses (Nonviolent)	1	0			
Liquor Law Violations	0	0			
Peeping Tom	0	0			
Trespass of Real Property	9	0			
All Other Offenses	26	2			
Total Group B	66	2			

(*) Offenses are counted using the FBI Units of Count for Crime

(**) The 'Arrests' column shows arrests made for incidents during the selected period, regardless of arrest date. Arrest counts for the same period may change over time.

Wythe County Sheriff's Office - VA0970000 - NIBRS Agency Crime Overview - 2020

2020 Population Estimate		19,177	Offenses (*)		Arrests (**)	
			Group A Offenses	Reported	Adult	Juvenile
Law Enforcement Employees			Crimes Against Persons			
Sworn Male	38		Murder and Nonnegligent Manslaughter	3	1	1
Sworn Female	1		Negligent Manslaughter	0	0	0
Civilian Male	1		Kidnapping/Abduction	5	1	0
Civilian Female	8		Forcible Rape	0	0	0
			Forcible Sodomy	1	0	0
Total:	48		Sexual Assault With An Object	9	2	0
			Forcible Fondling	2	0	0
Offense Overview			Incest	0	0	0
Incident Total	525		Statutory Rape	0	0	0
Offense Total	598		Aggravated Assault	10	5	0
Group A Crimes per 100,000 population	2,737.7		Simple Assault	72	46	1
			Intimidation	10	3	0
			Human Trafficking, Commercial Sex Acts	0	0	0
			Human Trafficking, Involuntary Servitude	0	0	0
Arrest Overview			Crimes Against Property			
Total Arrests	393		Arson	2	1	0
Adult Arrests	385		Bribery	0	0	0
Juvenile Arrests	6		Burglary/Breaking & Entering	14	2	0
Unknown Age	2		Counterfeiting/Forgery	4	1	0
Arrests per 100,000 population	2,049.3		Destruction/Damage/Vandalism of Property	39	6	0
			Embezzlement	0	0	0
			Extortion/Blackmail	0	0	0
			False Pretenses/Swindle/Confidence Game	7	0	0
			Credit Card/Automatic Teller Fraud	7	1	0
			Impersonation	5	0	0
			Welfare Fraud	0	0	0
			Wire Fraud	0	0	0
			Identity Theft	0	0	0
			Hacking/Computer Invasion	0	0	0
			Robbery	1	0	0
			Pocket-picking	0	0	0
			Purse-snatching	40	3	0
			Shoplifting	9	3	0
			Theft From Building	19	0	0
			Theft From Coin Operated Machine or Device	2	1	0
			Theft From Motor Vehicle	12	1	0
			Theft of Motor Vehicle Parts/Accessories	8	0	0
			All Other Larceny	66	13	0
			Motor Vehicle Theft	26	7	0
			Stolen Property Offenses	8	5	0
Group B Arrests			Crimes Against Society			
Offense	Adult	Juvenile	Drug/Narcotic Violations	174	97	1
Bad Checks	0	0	Drug Equipment Violations	2	1	0
Curfew/Loitering/Vagrancy Violations	0	0	Betting/Wagering	0	0	0
Disorderly Conduct	0	0	Operating/Promoting/Assisting Gambling	0	0	0
Driving Under the Influence	36	1	Gambling Equipment Violations	0	0	0
Drunkenness	66	0	Sports Tampering	0	0	0
Family Offenses (Nonviolent)	9	0	Pornography/Obscene Material	10	4	0
Liquor Law Violations	0	1	Prostitution	0	0	0
Peeping Tom	0	0	Assisting or Promoting Prostitution	0	0	0
Trespass of Real Property	2	0	Purchasing Prostitution	0	0	0
All Other Offenses	54	1	Weapon Law Violations	31	14	0
Total Group B	167	3	Animal Cruelty	0	0	0
			Total Group A Offenses	598	218	3

(*) Offenses are counted using the FBI Units of Count for Crime

(**) The 'Arrests' column shows arrests made for incidents during the selected period, regardless of arrest date. Arrest counts for the same period may change over time.

Wytheville Police Department - VA0970100 - NIBRS Agency Crime Overview - 2020

2020 Population Estimate		7,921	Offenses (*)	Arrests (**)	
Law Enforcement Employees			Reported	Adult	Juvenile
Group A Offenses					
Crimes Against Persons					
Sworn Male	20	Murder and Nonnegligent Manslaughter	0	0	0
Sworn Female	2	Negligent Manslaughter	0	0	0
Civilian Male	0	Kidnapping/Abduction	2	1	0
Civilian Female	3	Forcible Rape	2	0	0
Total:	25	Forcible Sodomy	0	0	0
		Sexual Assault With An Object	5	0	0
		Forcible Fondling	0	0	0
		Incest	0	0	0
Incident Total	396	Statutory Rape	0	0	0
Offense Total	469	Aggravated Assault	1	1	0
Group A Crimes per 100,000 population	4,999.4	Simple Assault	48	30	0
		Intimidation	3	0	0
		Human Trafficking, Commercial Sex Acts	0	0	0
		Human Trafficking, Involuntary Servitude	0	0	0
Arrest Overview					
Crimes Against Property					
Total Arrests	369	Arson	0	0	0
Adult Arrests	369	Bribery	0	0	0
Juvenile Arrests	0	Burglary/Breaking & Entering	10	1	0
Unknown Age	0	Counterfeiting/Forgery	16	3	0
Arrests per 100,000 population	4,658.5	Destruction/Damage/Vandalism of Property	41	2	0
		Embezzlement	1	0	0
		Extortion/Blackmail	0	0	0
		False Pretenses/Swindle/Confidence Game	13	1	0
		Credit Card/Automatic Teller Fraud	12	2	0
		Impersonation	10	1	0
		Welfare Fraud	0	0	0
		Wire Fraud	0	0	0
		Identity Theft	0	0	0
		Hacking/Computer Invasion	0	0	0
		Robbery	1	0	0
		Pocket-picking	0	0	0
		Purse-snatching	13	4	0
		Shoplifting	67	30	0
		Theft From Building	12	0	0
		Theft From Coin Operated Machine or Device	0	0	0
		Theft From Motor Vehicle	24	0	0
		Theft of Motor Vehicle Parts/Accessories	7	0	0
		All Other Larceny	44	10	0
		Motor Vehicle Theft	15	1	0
		Stolen Property Offenses	11	4	0
Group B Arrests					
Offense	Adult	Juvenile			
Bad Checks	0	0			
Curfew/Loitering/Vagrancy Violations	0	0			
Disorderly Conduct	1	0			
Driving Under the Influence	12	0			
Drunkenness	46	0			
Family Offenses (Nonviolent)	6	0			
Liquor Law Violations	0	0			
Peeping Tom	0	0			
Trespass of Real Property	16	0			
All Other Offenses	128	0			
Total Group B	209	0			
Crimes Against Society					
		Drug/Narcotic Violations	93	62	0
		Drug Equipment Violations	4	1	0
		Betting/Wagering	0	0	0
		Operating/Promoting/Assisting Gambling	0	0	0
		Gambling Equipment Violations	0	0	0
		Sports Tampering	0	0	0
		Pornography/Obscene Material	0	0	0
		Prostitution	0	0	0
		Assisting or Promoting Prostitution	0	0	0
		Purchasing Prostitution	0	0	0
		Weapon Law Violations	14	6	0
		Animal Cruelty	0	0	0
		Total Group A Offenses	469	160	0

(*) Offenses are counted using the FBI Units of Count for Crime

(**) The 'Arrests' column shows arrests made for incidents during the selected period, regardless of arrest date. Arrest counts for the same period may change over time.

York - Poquoson Sheriff's Office - VA0980000 - NIBRS Agency Crime Overview - 2020

2020 Population Estimate		69,792	Offenses (*)	Arrests (**)	
			Reported	Adult	Juvenile
Law Enforcement Employees			Crimes Against Persons		
Sworn Male	78	Murder and Nonnegligent Manslaughter	5	2	1
Sworn Female	12	Negligent Manslaughter	0	0	0
Civilian Male	0	Kidnapping/Abduction	7	4	0
Civilian Female	7	Forcible Rape	8	1	1
Total:	97	Forcible Sodomy	2	2	0
Offense Overview					
Incident Total	1,843	Sexual Assault With An Object	1	0	0
Offense Total	2,036	Forcible Fondling	16	1	2
Group A Crimes per 100,000 population	2,640.7	Incest	0	0	0
Arrest Overview					
Total Arrests	978	Statutory Rape	0	0	0
Adult Arrests	892	Aggravated Assault	57	22	2
Juvenile Arrests	86	Simple Assault	304	108	24
Unknown Age	0	Intimidation	44	4	2
Arrests per 100,000 population	1,401.3	Human Trafficking, Commercial Sex Acts	0	0	0
		Human Trafficking, Involuntary Servitude	0	0	0
		Crimes Against Property			
		Arson	3	1	0
		Bribery	0	0	0
		Burglary/Breaking & Entering	49	15	5
		Counterfeiting/Forgery	15	4	1
		Destruction/Damage/Vandalism of Property	298	16	10
		Embezzlement	20	6	0
		Extortion/Blackmail	11	1	0
		False Pretenses/Swindle/Confidence Game	107	7	0
		Credit Card/Automatic Teller Fraud	68	3	0
		Impersonation	2	1	0
		Welfare Fraud	0	0	0
		Wire Fraud	5	0	0
		Identity Theft	19	0	0
		Hacking/Computer Invasion	2	0	0
		Robbery	7	4	0
		Pocket-picking	1	0	0
		Purse-snatching	0	0	0
		Shoplifting	262	173	6
		Theft From Building	27	0	0
		Theft From Coin Operated Machine or Device	4	0	0
		Theft From Motor Vehicle	186	0	0
		Theft of Motor Vehicle Parts/Accessories	58	0	0
		All Other Larceny	207	87	8
		Motor Vehicle Theft	33	1	0
		Stolen Property Offenses	5	0	1
		Crimes Against Society			
		Drug/Narcotic Violations	139	96	7
		Drug Equipment Violations	12	1	0
		Betting/Wagering	0	0	0
		Operating/Promoting/Assisting Gambling	0	0	0
		Gambling Equipment Violations	0	0	0
		Sports Tampering	0	0	0
		Pornography/Obscene Material	21	1	0
		Prostitution	0	0	0
		Assisting or Promoting Prostitution	0	0	0
		Purchasing Prostitution	0	0	0
		Weapon Law Violations	28	12	0
		Animal Cruelty	3	1	0
		Total Group A Offenses	2,036	574	70
		Group B Arrests			
		Offense	Adult	Juvenile	
		Bad Checks	1	0	
		Curfew/Loitering/Vagrancy Violations	0	1	
		Disorderly Conduct	1	2	
		Driving Under the Influence	94	0	
		Drunkenness	36	1	
		Family Offenses (Nonviolent)	3	0	
		Liquor Law Violations	2	1	
		Peeping Tom	0	0	
		Trespass of Real Property	11	0	
		All Other Offenses	170	11	
		Total Group B	318	16	

(*) Offenses are counted using the FBI Units of Count for Crime

(**) The 'Arrests' column shows arrests made for incidents during the selected period, regardless of arrest date. Arrest counts for the same period may change over time.

Christopher Newport University Police Department - VA160400 - NIBRS Agency Crime Overview - 2020

2020 Population Estimate			N/A	Offenses (*)	Arrests (**)	
				Reported	Adult	Juvenile
Law Enforcement Employees						
			Group A Offenses			
			Crimes Against Persons			
Sworn Male	16		Murder and Nonnegligent Manslaughter	0	0	0
Sworn Female	2		Negligent Manslaughter	0	0	0
Civilian Male	2		Kidnapping/Abduction	0	0	0
Civilian Female	6		Forcible Rape	0	0	0
			Forcible Sodomy	0	0	0
Total:	26		Sexual Assault With An Object	0	0	0
			Forcible Fondling	1	0	0
Offense Overview			Incest	0	0	0
Incident Total	98		Statutory Rape	0	0	0
Offense Total	122		Aggravated Assault	0	0	0
Group A Crimes per 100,000 population	N/A		Simple Assault	1	0	0
			Intimidation	6	1	0
			Human Trafficking, Commercial Sex Acts	0	0	0
			Human Trafficking, Involuntary Servitude	0	0	0
Arrest Overview			Crimes Against Property			
Total Arrests	24		Arson	1	0	0
Adult Arrests	23		Bribery	0	0	0
Juvenile Arrests	1		Burglary/Breaking & Entering	2	1	0
Unknown Age	0		Counterfeiting/Forgery	2	0	0
Arrests per 100,000 population	N/A		Destruction/Damage/Vandalism of Property	17	0	0
			Embezzlement	0	0	0
			Extortion/Blackmail	1	0	0
			False Pretenses/Swindle/Confidence Game	0	0	0
			Credit Card/Automatic Teller Fraud	2	1	0
			Impersonation	0	0	0
Group B Arrests			Welfare Fraud	0	0	0
Offense	Adult	Juvenile	Wire Fraud	0	0	0
Bad Checks	0	0	Identity Theft	0	0	0
Curfew/Loitering/Vagrancy Violations	0	0	Hacking/Computer Invasion	0	0	0
Disorderly Conduct	1	0	Robbery	0	0	0
Driving Under the Influence	4	0	Pocket-picking	0	0	0
Drunkenness	3	0	Purse-snatching	0	0	0
Family Offenses (Nonviolent)	0	0	Shoplifting	0	0	0
Liquor Law Violations	0	0	Theft From Building	7	0	0
Loitering/Trespassing	0	0	Theft From Coin Operated Machine or Device	0	0	0
Misdemeanor Offenses	0	0	Theft From Motor Vehicle	9	0	0
Offenses of Moral Character	0	0	Theft of Motor Vehicle Parts/Accessories	0	0	0
Offenses Relating to Vehicles and Transportation	2	0	All Other Larceny	22	0	0
Other Offenses	5	0	Motor Vehicle Theft	4	1	0
Total Group B	15	0	Stolen Property Offenses	1	0	1
			Crimes Against Society			
			Drug/Narcotic Violations	27	3	0
			Drug Equipment Violations	18	0	0
			Betting/Wagering	0	0	0
			Operating/Promoting/Assisting Gambling	0	0	0
			Gambling Equipment Violations	0	0	0
			Sports Tampering	0	0	0
			Pornography/Obscene Material	0	0	0
			Prostitution	0	0	0
			Assisting or Promoting Prostitution	0	0	0
			Purchasing Prostitution	0	0	0
			Weapon Law Violations	1	1	0
			Animal Cruelty	0	0	0
			Total Group A Offenses	122	8	1

(*) Offenses are counted using the FBI Units of Count for Crime

(**) The 'Arrests' column shows arrests made for incidents during the selected period, regardless of arrest date. Arrest counts for the same period may change over time.

Eastern Virginia Medical School Police Department - VA1170800 - NIBRS Agency Crime Overview - 2020

2020 Population Estimate			N/A	Offenses (*)	Arrests (**)	
				Reported	Adult	Juvenile
Law Enforcement Employees				Crimes Against Persons		
Sworn Male	18		Murder and Nonnegligent Manslaughter	0	0	0
Sworn Female	1		Negligent Manslaughter	0	0	0
Civilian Male	18		Kidnapping/Abduction	0	0	0
Civilian Female	14		Forcible Rape	0	0	0
			Forcible Sodomy	0	0	0
Total:	51		Sexual Assault With An Object	0	0	0
			Forcible Fondling	0	0	0
Offense Overview				Incest	0	0
Incident Total	37		Statutory Rape	0	0	0
Offense Total	37		Aggravated Assault	1	1	0
Group A Crimes per 100,000 population	N/A		Simple Assault	3	0	0
			Intimidation	4	0	0
			Human Trafficking, Commercial Sex Acts	0	0	0
			Human Trafficking, Involuntary Servitude	0	0	0
Arrest Overview				Crimes Against Property		
Total Arrests	1		Arson	0	0	0
Adult Arrests	1		Bribery	0	0	0
Juvenile Arrests	0		Burglary/Breaking & Entering	0	0	0
Unknown Age	0		Counterfeiting/Forgery	0	0	0
Arrests per 100,000 population	N/A		Destruction/Damage/Vandalism of Property	8	0	0
			Embezzlement	0	0	0
			Extortion/Blackmail	0	0	0
			False Pretenses/Swindle/Confidence Game	1	0	0
			Credit Card/Automatic Teller Fraud	0	0	0
			Impersonation	0	0	0
Group B Arrests				Welfare Fraud	0	0
			Wire Fraud	0	0	0
Offense	Adult	Juvenile	Identity Theft	0	0	0
Bad Checks	0	0	Hacking/Computer Invasion	0	0	0
Curfew/Loitering/Vagrancy Violations	0	0	Robbery	1	0	0
Disorderly Conduct	0	0	Pocket-picking	0	0	0
Driving Under the Influence	0	0	Purse-snatching	0	0	0
Drunkenness	0	0	Shoplifting	0	0	0
Family Offenses (Nonviolent)	0	0	Theft From Building	7	0	0
Liquor Law Violations	0	0	Theft From Coin Operated Machine or Device	0	0	0
Loitering Tom	0	0	Theft From Motor Vehicle	4	0	0
Respass of Real Property	0	0	Theft of Motor Vehicle Parts/Accessories	4	0	0
All Other Offenses	0	0	All Other Larceny	4	0	0
			Motor Vehicle Theft	0	0	0
Total Group B	0	0	Stolen Property Offenses	0	0	0
			Crimes Against Society			
			Drug/Narcotic Violations	0	0	0
			Drug Equipment Violations	0	0	0
			Betting/Wagering	0	0	0
			Operating/Promoting/Assisting Gambling	0	0	0
			Gambling Equipment Violations	0	0	0
			Sports Tampering	0	0	0
			Pornography/Obscene Material	0	0	0
			Prostitution	0	0	0
			Assisting or Promoting Prostitution	0	0	0
			Purchasing Prostitution	0	0	0
			Weapon Law Violations	0	0	0
			Animal Cruelty	0	0	0
			Total Group A Offenses	37	1	0

(*) Offenses are counted using the FBI Units of Count for Crime

(**) The 'Arrests' column shows arrests made for incidents during the selected period, regardless of arrest date. Arrest counts for the same period may change over time.

Emory and Henry College Police Department - VA0940400 - NIBRS Agency Crime Overview - 2020

2020 Population Estimate			N/A	Offenses (*)		Arrests (**)	
				Group A Offenses	Reported	Adult	Juvenile
Law Enforcement Employees			Crimes Against Persons				
Sworn Male	3		Murder and Nonnegligent Manslaughter		0	0	0
Sworn Female	0		Negligent Manslaughter		0	0	0
Civilian Male	0		Kidnapping/Abduction		0	0	0
Civilian Female	0		Forcible Rape		0	0	0
Total:	3		Forcible Sodomy		0	0	0
			Sexual Assault With An Object		0	0	0
			Forcible Fondling		0	0	0
Offense Overview			Incest		0	0	0
Incident Total	0		Statutory Rape		0	0	0
Offense Total	0		Aggravated Assault		0	0	0
Group A Crimes per 100,000 population	N/A		Simple Assault		0	0	0
			Intimidation		0	0	0
			Human Trafficking, Commercial Sex Acts		0	0	0
			Human Trafficking, Involuntary Servitude		0	0	0
Arrest Overview			Crimes Against Property				
Total Arrests	0		Arson		0	0	0
Adult Arrests	0		Bribery		0	0	0
Juvenile Arrests	0		Burglary/Breaking & Entering		0	0	0
Unknown Age	0		Counterfeiting/Forgery		0	0	0
Arrests per 100,000 population	N/A		Destruction/Damage/Vandalism of Property		0	0	0
			Embezzlement		0	0	0
			Extortion/Blackmail		0	0	0
			False Pretenses/Swindle/Confidence Game		0	0	0
			Credit Card/Automatic Teller Fraud		0	0	0
			Impersonation		0	0	0
			Welfare Fraud		0	0	0
Group B Arrests			Wire Fraud		0	0	0
Offense	Adult	Juvenile	Identity Theft		0	0	0
Bad Checks	0	0	Hacking/Computer Invasion		0	0	0
Curfew/Loitering/Vagrancy Violations	0	0	Robbery		0	0	0
Disorderly Conduct	0	0	Pocket-picking		0	0	0
Driving Under the Influence	0	0	Purse-snatching		0	0	0
Drunkenness	0	0	Shoplifting		0	0	0
Family Offenses (Nonviolent)	0	0	Theft From Building		0	0	0
Liquor Law Violations	0	0	Theft From Coin Operated Machine or Device		0	0	0
Peeping Tom	0	0	Theft From Motor Vehicle		0	0	0
Trespass of Real Property	0	0	Theft of Motor Vehicle Parts/Accessories		0	0	0
All Other Offenses	0	0	All Other Larceny		0	0	0
Total Group B	0	0	Motor Vehicle Theft		0	0	0
			Stolen Property Offenses		0	0	0
			Crimes Against Society				
			Drug/Narcotic Violations		0	0	0
			Drug Equipment Violations		0	0	0
			Betting/Wagering		0	0	0
			Operating/Promoting/Assisting Gambling		0	0	0
			Gambling Equipment Violations		0	0	0
			Sports Tampering		0	0	0
			Pornography/Obscene Material		0	0	0
			Prostitution		0	0	0
			Assisting or Promoting Prostitution		0	0	0
			Purchasing Prostitution		0	0	0
			Weapon Law Violations		0	0	0
			Animal Cruelty		0	0	0
			Total Group A Offenses		0	0	0

(*) Offenses are counted using the FBI Units of Count for Crime

(**) The 'Arrests' column shows arrests made for incidents during the selected period, regardless of arrest date. Arrest counts for the same period may change over time.

Ferrum College Police Department - VA0330300 - NIBRS Agency Crime Overview - 2020

2020 Population Estimate			N/A	Offenses (*)	Arrests (**)	
				Reported	Adult	Juvenile
Law Enforcement Employees						
Sworn Male	8		Murder and Nonnegligent Manslaughter	0	0	0
Sworn Female	0		Negligent Manslaughter	0	0	0
Civilian Male	0		Kidnapping/Abduction	0	0	0
Civilian Female	0		Forcible Rape	0	0	0
Total:	8		Forcible Sodomy	0	0	0
			Sexual Assault With An Object	0	0	0
			Forcible Fondling	0	0	0
			Incest	0	0	0
Incident Total	0		Statutory Rape	0	0	0
Offense Total	0		Aggravated Assault	0	0	0
Group A Crimes per 100,000 population	N/A		Simple Assault	0	0	0
			Intimidation	0	0	0
			Human Trafficking, Commercial Sex Acts	0	0	0
			Human Trafficking, Involuntary Servitude	0	0	0
Arrest Overview						
Total Arrests	0		Crimes Against Property			
Adult Arrests	0		Arson	0	0	0
Juvenile Arrests	0		Bribery	0	0	0
Unknown Age	0		Burglary/Breaking & Entering	0	0	0
Arrests per 100,000 population	N/A		Counterfeiting/Forgery	0	0	0
			Destruction/Damage/Vandalism of Property	0	0	0
			Embezzlement	0	0	0
			Extortion/Blackmail	0	0	0
			False Pretenses/Swindle/Confidence Game	0	0	0
			Credit Card/Automatic Teller Fraud	0	0	0
			Impersonation	0	0	0
			Welfare Fraud	0	0	0
Group B Arrests						
Offense	Adult	Juvenile	Wire Fraud	0	0	0
Bad Checks	0	0	Identity Theft	0	0	0
Curfew/Loitering/Vagrancy Violations	0	0	Hacking/Computer Invasion	0	0	0
Disorderly Conduct	0	0	Robbery	0	0	0
Driving Under the Influence	0	0	Pocket-picking	0	0	0
Drunkenness	0	0	Purse-snatching	0	0	0
Family Offenses (Nonviolent)	0	0	Shoplifting	0	0	0
Liquor Law Violations	0	0	Theft From Building	0	0	0
Loitering/Trespassing	0	0	Theft From Coin Operated Machine or Device	0	0	0
Misdemeanor Offenses	0	0	Theft From Motor Vehicle	0	0	0
Offenses Involving Children	0	0	Theft of Motor Vehicle Parts/Accessories	0	0	0
Offenses Involving Firearms	0	0	All Other Larceny	0	0	0
Offenses Involving Motor Vehicles	0	0	Motor Vehicle Theft	0	0	0
Offenses Involving Sex	0	0	Stolen Property Offenses	0	0	0
Total Group B	0	0	Crimes Against Society			
			Drug/Narcotic Violations	0	0	0
			Drug Equipment Violations	0	0	0
			Betting/Wagering	0	0	0
			Operating/Promoting/Assisting Gambling	0	0	0
			Gambling Equipment Violations	0	0	0
			Sports Tampering	0	0	0
			Pornography/Obscene Material	0	0	0
			Prostitution	0	0	0
			Assisting or Promoting Prostitution	0	0	0
			Purchasing Prostitution	0	0	0
			Weapon Law Violations	0	0	0
			Animal Cruelty	0	0	0
			Total Group A Offenses	0	0	0

(*) Offenses are counted using the FBI Units of Count for Crime

(**) The 'Arrests' column shows arrests made for incidents during the selected period, regardless of arrest date. Arrest counts for the same period may change over time.

George Mason University Police Department - VA0290400 - NIBRS Agency Crime Overview - 2020

2020 Population Estimate			N/A	Offenses (*)	Arrests (**)	
				Reported	Adult	Juvenile
Law Enforcement Employees						
Sworn Male	37		Murder and Nonnegligent Manslaughter	0	0	0
Sworn Female	8		Negligent Manslaughter	0	0	0
Civilian Male	3		Kidnapping/Abduction	0	0	0
Civilian Female	5		Forcible Rape	0	0	0
Total:	53		Forcible Sodomy	0	0	0
			Sexual Assault With An Object	0	0	0
			Forcible Fondling	0	0	0
Offense Overview			Incest	0	0	0
Incident Total	122		Statutory Rape	0	0	0
Offense Total	127		Aggravated Assault	0	0	0
Group A Crimes per 100,000 population	N/A		Simple Assault	11	0	0
			Intimidation	1	0	0
			Human Trafficking, Commercial Sex Acts	0	0	0
			Human Trafficking, Involuntary Servitude	0	0	0
Arrest Overview			Crimes Against Property			
Total Arrests	12		Arson	0	0	0
Adult Arrests	12		Bribery	0	0	0
Juvenile Arrests	0		Burglary/Breaking & Entering	1	0	0
Unknown Age	0		Counterfeiting/Forgery	5	2	0
Arrests per 100,000 population	N/A		Destruction/Damage/Vandalism of Property	26	0	0
			Embezzlement	0	0	0
			Extortion/Blackmail	1	0	0
			False Pretenses/Swindle/Confidence Game	3	0	0
			Credit Card/Automatic Teller Fraud	1	0	0
			Impersonation	0	0	0
Group B Arrests			Welfare Fraud	0	0	0
Offense	Adult	Juvenile	Wire Fraud	1	0	0
Bad Checks	0	0	Identity Theft	0	0	0
Curfew/Loitering/Vagrancy Violations	0	0	Hacking/Computer Invasion	0	0	0
Disorderly Conduct	0	0	Robbery	0	0	0
Driving Under the Influence	2	0	Pocket-picking	5	0	0
Drunkenness	0	0	Purse-snatching	0	0	0
Family Offenses (Nonviolent)	0	0	Shoplifting	1	0	0
Liquor Law Violations	2	0	Theft From Building	0	0	0
Keeping Tom	0	0	Theft From Coin Operated Machine or Device	0	0	0
Respass of Real Property	3	0	Theft From Motor Vehicle	0	0	0
All Other Offenses	1	0	Theft of Motor Vehicle Parts/Accessories	0	0	0
Total Group B	8	0	All Other Larceny	35	1	0
			Motor Vehicle Theft	0	0	0
			Stolen Property Offenses	0	0	0
			Crimes Against Society			
			Drug/Narcotic Violations	32	1	0
			Drug Equipment Violations	2	0	0
			Betting/Wagering	0	0	0
			Operating/Promoting/Assisting Gambling	0	0	0
			Gambling Equipment Violations	0	0	0
			Sports Tampering	0	0	0
			Pornography/Obscene Material	1	0	0
			Prostitution	0	0	0
			Assisting or Promoting Prostitution	0	0	0
			Purchasing Prostitution	0	0	0
			Weapon Law Violations	1	0	0
			Animal Cruelty	0	0	0
			Total Group A Offenses	127	4	0

(*) Offenses are counted using the FBI Units of Count for Crime

(**) The 'Arrests' column shows arrests made for incidents during the selected period, regardless of arrest date. Arrest counts for the same period may change over time.

Germanna Community College Police Department - VA0880300 - NIBRS Agency Crime Overview - 2020

2020 Population Estimate			N/A	Offenses (*)	Arrests (**)	
				Reported	Adult	Juvenile
Law Enforcement Employees						
			Group A Offenses			
			Crimes Against Persons			
Sworn Male		2	Murder and Nonnegligent Manslaughter	0	0	0
Sworn Female		0	Negligent Manslaughter	0	0	0
Civilian Male		6	Kidnapping/Abduction	0	0	0
Civilian Female		1	Forcible Rape	0	0	0
Total:		9	Forcible Sodomy	0	0	0
			Sexual Assault With An Object	0	0	0
			Forcible Fondling	0	0	
Offense Overview			Incest	0	0	0
Incident Total		24	Statutory Rape	0	0	0
Offense Total		24	Aggravated Assault	0	0	0
Group A Crimes per 100,000 population		N/A	Simple Assault	0	0	0
			Intimidation	0	0	0
			Human Trafficking, Commercial Sex Acts	0	0	0
			Human Trafficking, Involuntary Servitude	0	0	0
Arrest Overview			Crimes Against Property			
Total Arrests		0	Arson	0	0	0
Adult Arrests		0	Bribery	0	0	0
Juvenile Arrests		0	Burglary/Breaking & Entering	0	0	0
Unknown Age		0	Counterfeiting/Forgery	0	0	0
Arrests per 100,000 population		N/A	Destruction/Damage/Vandalism of Property	16	0	0
			Embezzlement	0	0	0
			Extortion/Blackmail	0	0	0
			False Pretenses/Swindle/Confidence Game	7	0	0
			Credit Card/Automatic Teller Fraud	0	0	0
			Impersonation	0	0	0
Group B Arrests			Welfare Fraud	0	0	0
			Wire Fraud	0	0	0
Offense	Adult	Juvenile	Identity Theft	0	0	0
Bad Checks	0	0	Hacking/Computer Invasion	0	0	0
Curfew/Loitering/Vagrancy Violations	0	0	Robbery	0	0	0
Disorderly Conduct	0	0	Pocket-picking	0	0	0
Driving Under the Influence	0	0	Purse-snatching	0	0	0
Drunkenness	0	0	Shoplifting	0	0	0
Family Offenses (Nonviolent)	0	0	Theft From Building	0	0	0
Liquor Law Violations	0	0	Theft From Coin Operated Machine or Device	0	0	0
Loitering Tom	0	0	Theft From Motor Vehicle	0	0	0
Respass of Real Property	0	0	Theft of Motor Vehicle Parts/Accessories	0	0	0
All Other Offenses	0	0	All Other Larceny	1	0	0
Total Group B	0	0	Motor Vehicle Theft	0	0	0
			Stolen Property Offenses	0	0	0
			Crimes Against Society			
			Drug/Narcotic Violations	0	0	0
			Drug Equipment Violations	0	0	0
			Betting/Wagering	0	0	0
			Operating/Promoting/Assisting Gambling	0	0	0
			Gambling Equipment Violations	0	0	0
			Sports Tampering	0	0	0
			Pornography/Obscene Material	0	0	0
			Prostitution	0	0	0
			Assisting or Promoting Prostitution	0	0	0
			Purchasing Prostitution	0	0	0
			Weapon Law Violations	0	0	0
			Animal Cruelty	0	0	0
			Total Group A Offenses	24	0	0

(*) Offenses are counted using the FBI Units of Count for Crime

(**) The 'Arrests' column shows arrests made for incidents during the selected period, regardless of arrest date. Arrest counts for the same period may change over time.

Hampton University Police - VA1110400 - NIBRS Agency Crime Overview - 2020

2020 Population Estimate			N/A	Offenses (*)		Arrests (**)	
				Group A Offenses	Reported	Adult	Juvenile
Law Enforcement Employees				Crimes Against Persons			
Sworn Male		12		Murder and Nonnegligent Manslaughter	0	0	0
Sworn Female		3		Negligent Manslaughter	0	0	0
Civilian Male		9		Kidnapping/Abduction	0	0	0
Civilian Female		9		Forcible Rape	0	0	0
Total:		33		Forcible Sodomy	0	0	0
				Sexual Assault With An Object	0	0	0
				Forcible Fondling	0	0	0
				Incest	0	0	0
Incident Total		21		Statutory Rape	0	0	0
Offense Total		21		Aggravated Assault	0	0	0
Group A Crimes per 100,000 population		N/A		Simple Assault	0	0	0
				Intimidation	0	0	0
				Human Trafficking, Commercial Sex Acts	0	0	0
				Human Trafficking, Involuntary Servitude	0	0	0
Arrest Overview				Crimes Against Property			
Total Arrests		3		Arson	0	0	0
Adult Arrests		3		Bribery	0	0	0
Juvenile Arrests		0		Burglary/Breaking & Entering	3	0	0
Unknown Age		0		Counterfeiting/Forgery	0	0	0
Arrests per 100,000 population		N/A		Destruction/Damage/Vandalism of Property	4	0	0
				Embezzlement	0	0	0
				Extortion/Blackmail	0	0	0
				False Pretenses/Swindle/Confidence Game	0	0	0
				Credit Card/Automatic Teller Fraud	2	0	0
				Impersonation	0	0	0
				Welfare Fraud	0	0	0
Group B Arrests				Wire Fraud	0	0	0
Offense	Adult	Juvenile		Identity Theft	0	0	0
Bad Checks	0	0		Hacking/Computer Invasion	0	0	0
Curfew/Loitering/Vagrancy Violations	0	0		Robbery	0	0	0
Disorderly Conduct	0	0		Pocket-picking	0	0	0
Driving Under the Influence	0	0		Purse-snatching	0	0	0
Drunkenness	1	0		Shoplifting	0	0	0
Family Offenses (Nonviolent)	0	0		Theft From Building	4	0	0
Liquor Law Violations	0	0		Theft From Coin Operated Machine or Device	0	0	0
Peeping Tom	0	0		Theft From Motor Vehicle	2	0	0
Trespass of Real Property	2	0		Theft of Motor Vehicle Parts/Accessories	0	0	0
All Other Offenses	0	0		All Other Larceny	5	0	0
Total Group B	3	0		Motor Vehicle Theft	1	0	0
				Stolen Property Offenses	0	0	0
				Crimes Against Society			
				Drug/Narcotic Violations	0	0	0
				Drug Equipment Violations	0	0	0
				Betting/Wagering	0	0	0
				Operating/Promoting/Assisting Gambling	0	0	0
				Gambling Equipment Violations	0	0	0
				Sports Tampering	0	0	0
				Pornography/Obscene Material	0	0	0
				Prostitution	0	0	0
				Assisting or Promoting Prostitution	0	0	0
				Purchasing Prostitution	0	0	0
				Weapon Law Violations	0	0	0
				Animal Cruelty	0	0	0
				Total Group A Offenses	21	0	0

(*) Offenses are counted using the FBI Units of Count for Crime

(**) The 'Arrests' column shows arrests made for incidents during the selected period, regardless of arrest date. Arrest counts for the same period may change over time.

J. Sargeant Reynolds Community College - VA0430700 - NIBRS Agency Crime Overview - 2020

2020 Population Estimate			N/A	Offenses (*)	Arrests (**)	
				Reported	Adult	Juvenile
Law Enforcement Employees				Crimes Against Persons		
Sworn Male	12		Murder and Nonnegligent Manslaughter	0	0	0
Sworn Female	1		Negligent Manslaughter	0	0	0
Civilian Male	2		Kidnapping/Abduction	0	0	0
Civilian Female	3		Forcible Rape	0	0	0
Total:	18		Forcible Sodomy	0	0	0
			Sexual Assault With An Object	0	0	0
			Forcible Fondling	0	0	0
Offense Overview			Incest	0	0	0
Incident Total	3		Statutory Rape	0	0	0
Offense Total	3		Aggravated Assault	0	0	0
Group A Crimes per 100,000 population	N/A		Simple Assault	2	0	0
			Intimidation	0	0	0
			Human Trafficking, Commercial Sex Acts	0	0	0
			Human Trafficking, Involuntary Servitude	0	0	0
Arrest Overview			Crimes Against Property			
Total Arrests	1		Arson	0	0	0
Adult Arrests	1		Bribery	0	0	0
Juvenile Arrests	0		Burglary/Breaking & Entering	0	0	0
Unknown Age	0		Counterfeiting/Forgery	0	0	0
Arrests per 100,000 population	N/A		Destruction/Damage/Vandalism of Property	1	0	0
			Embezzlement	0	0	0
			Extortion/Blackmail	0	0	0
			False Pretenses/Swindle/Confidence Game	0	0	0
			Credit Card/Automatic Teller Fraud	0	0	0
			Impersonation	0	0	0
Group B Arrests			Welfare Fraud	0	0	0
Offense	Adult	Juvenile	Wire Fraud	0	0	0
Bad Checks	0	0	Identity Theft	0	0	0
Curfew/Loitering/Vagrancy Violations	0	0	Hacking/Computer Invasion	0	0	0
Disorderly Conduct	0	0	Robbery	0	0	0
Driving Under the Influence	0	0	Pocket-picking	0	0	0
Drunkenness	1	0	Purse-snatching	0	0	0
Family Offenses (Nonviolent)	0	0	Shoplifting	0	0	0
Liquor Law Violations	0	0	Theft From Building	0	0	0
Keeping Tom	0	0	Theft From Coin Operated Machine or Device	0	0	0
Respass of Real Property	0	0	Theft From Motor Vehicle	0	0	0
All Other Offenses	0	0	Theft of Motor Vehicle Parts/Accessories	0	0	0
Total Group B	1	0	All Other Larceny	0	0	0
			Motor Vehicle Theft	0	0	0
			Stolen Property Offenses	0	0	0
			Crimes Against Society			
			Drug/Narcotic Violations	0	0	0
			Drug Equipment Violations	0	0	0
			Betting/Wagering	0	0	0
			Operating/Promoting/Assisting Gambling	0	0	0
			Gambling Equipment Violations	0	0	0
			Sports Tampering	0	0	0
			Pornography/Obscene Material	0	0	0
			Prostitution	0	0	0
			Assisting or Promoting Prostitution	0	0	0
			Purchasing Prostitution	0	0	0
			Weapon Law Violations	0	0	0
			Animal Cruelty	0	0	0
			Total Group A Offenses	3	0	0

(*) Offenses are counted using the FBI Units of Count for Crime

(**) The 'Arrests' column shows arrests made for incidents during the selected period, regardless of arrest date. Arrest counts for the same period may change over time.

James Madison University Police - VA0820600 - NIBRS Agency Crime Overview - 2020

2020 Population Estimate			N/A	Offenses (*)	Arrests (**)	
				Reported	Adult	Juvenile
Law Enforcement Employees				Crimes Against Persons		
Sworn Male		30	Murder and Nonnegligent Manslaughter	0	0	0
Sworn Female		3	Negligent Manslaughter	0	0	0
Civilian Male		1	Kidnapping/Abduction	0	0	0
Civilian Female		9	Forcible Rape	3	0	0
			Forcible Sodomy	1	0	0
Total:		43	Sexual Assault With An Object	0	0	0
			Forcible Fondling	0	0	0
Offense Overview				Incest	0	0
Incident Total		158	Statutory Rape	0	0	0
Offense Total		197	Aggravated Assault	1	0	0
Group A Crimes per 100,000 population		N/A	Simple Assault	6	0	0
			Intimidation	10	0	0
			Human Trafficking, Commercial Sex Acts	0	0	0
			Human Trafficking, Involuntary Servitude	0	0	0
Arrest Overview				Crimes Against Property		
Total Arrests		74	Arson	0	0	0
Adult Arrests		73	Bribery	0	0	0
Juvenile Arrests		1	Burglary/Breaking & Entering	4	4	0
Unknown Age		0	Counterfeiting/Forgery	2	3	0
Arrests per 100,000 population		N/A	Destruction/Damage/Vandalism of Property	46	0	0
			Embezzlement	0	0	0
			Extortion/Blackmail	1	0	0
			False Pretenses/Swindle/Confidence Game	1	0	0
			Credit Card/Automatic Teller Fraud	7	0	0
			Impersonation	1	0	0
Group B Arrests				Welfare Fraud	0	0
			Wire Fraud	0	0	0
Offense	Adult	Juvenile	Identity Theft	0	0	0
Bad Checks	0	0	Hacking/Computer Invasion	1	0	0
Curfew/Loitering/Vagrancy Violations	0	0	Robbery	0	0	0
Disorderly Conduct	1	0	Pocket-picking	0	0	0
Driving Under the Influence	3	0	Purse-snatching	0	0	0
Drunkenness	14	0	Shoplifting	2	0	0
Family Offenses (Nonviolent)	0	0	Theft From Building	22	0	0
Liquor Law Violations	12	0	Theft From Coin Operated Machine or Device	0	0	0
Keeping Tom	0	0	Theft From Motor Vehicle	5	0	0
Trespass of Real Property	2	0	Theft of Motor Vehicle Parts/Accessories	4	0	0
All Other Offenses	5	0	All Other Larceny	21	0	0
Total Group B	37	0	Motor Vehicle Theft	1	0	0
			Stolen Property Offenses	1	0	0
			Crimes Against Society			
			Drug/Narcotic Violations	32	29	1
			Drug Equipment Violations	23	0	0
			Betting/Wagering	0	0	0
			Operating/Promoting/Assisting Gambling	0	0	0
			Gambling Equipment Violations	0	0	0
			Sports Tampering	0	0	0
			Pornography/Obscene Material	0	0	0
			Prostitution	0	0	0
			Assisting or Promoting Prostitution	0	0	0
			Purchasing Prostitution	0	0	0
			Weapon Law Violations	2	0	0
			Animal Cruelty	0	0	0
			Total Group A Offenses	197	36	1

(*) Offenses are counted using the FBI Units of Count for Crime

(**) The 'Arrests' column shows arrests made for incidents during the selected period, regardless of arrest date. Arrest counts for the same period may change over time.

Longwood University Police Department - VA0730200 - NIBRS Agency Crime Overview - 2020

2020 Population Estimate			N/A	Offenses (*)	Arrests (**)	
				Reported	Adult	Juvenile
Law Enforcement Employees						
Sworn Male	16		Murder and Nonnegligent Manslaughter	0	0	0
Sworn Female	1		Negligent Manslaughter	0	0	0
Civilian Male	1		Kidnapping/Abduction	0	0	0
Civilian Female	2		Forcible Rape	2	0	0
			Forcible Sodomy	0	0	0
Total:	20		Sexual Assault With An Object	0	0	0
			Forcible Fondling	0	0	0
Offense Overview						
			Incest	0	0	0
Incident Total	46		Statutory Rape	0	0	0
Offense Total	48		Aggravated Assault	0	0	0
Group A Crimes per 100,000 population	N/A		Simple Assault	9	3	0
			Intimidation	2	0	0
			Human Trafficking, Commercial Sex Acts	0	0	0
			Human Trafficking, Involuntary Servitude	0	0	0
Arrest Overview						
			Crimes Against Property			
Total Arrests	28		Arson	0	0	0
Adult Arrests	28		Bribery	0	0	0
Juvenile Arrests	0		Burglary/Breaking & Entering	1	0	0
Unknown Age	0		Counterfeiting/Forgery	3	0	0
Arrests per 100,000 population	N/A		Destruction/Damage/Vandalism of Property	1	0	0
			Embezzlement	1	0	0
			Extortion/Blackmail	1	0	0
			False Pretenses/Swindle/Confidence Game	2	0	0
			Credit Card/Automatic Teller Fraud	1	0	0
			Impersonation	0	0	0
Group B Arrests						
			Welfare Fraud	0	0	0
Offense	Adult	Juvenile	Wire Fraud	0	0	0
Bad Checks	0	0	Identity Theft	1	0	0
Curfew/Loitering/Vagrancy Violations	0	0	Hacking/Computer Invasion	0	0	0
Disorderly Conduct	0	0	Robbery	0	0	0
Driving Under the Influence	1	0	Pocket-picking	0	0	0
Drunkenness	1	0	Purse-snatching	0	0	0
Family Offenses (Nonviolent)	0	0	Shoplifting	0	0	0
Liquor Law Violations	15	0	Theft From Building	1	0	0
Loitering/Trespassing	0	0	Theft From Coin Operated Machine or Device	0	0	0
Offense of Public Intoxication	0	0	Theft From Motor Vehicle	1	0	0
Respass of Real Property	3	0	Theft of Motor Vehicle Parts/Accessories	0	0	0
All Other Offenses	0	0	All Other Larceny	12	3	0
Total Group B	20	0	Motor Vehicle Theft	1	0	0
			Stolen Property Offenses	0	0	0
			Crimes Against Society			
			Drug/Narcotic Violations	9	2	0
			Drug Equipment Violations	0	0	0
			Betting/Wagering	0	0	0
			Operating/Promoting/Assisting Gambling	0	0	0
			Gambling Equipment Violations	0	0	0
			Sports Tampering	0	0	0
			Pornography/Obscene Material	0	0	0
			Prostitution	0	0	0
			Assisting or Promoting Prostitution	0	0	0
			Purchasing Prostitution	0	0	0
			Weapon Law Violations	0	0	0
			Animal Cruelty	0	0	0
			Total Group A Offenses	48	8	0

(*) Offenses are counted using the FBI Units of Count for Crime

(**) The 'Arrests' column shows arrests made for incidents during the selected period, regardless of arrest date. Arrest counts for the same period may change over time.

Lord Fairfax Community College Police Department - VA0340400 - NIBRS Agency Crime Overview - 2020

2020 Population Estimate		N/A	Offenses (*)		Arrests (**)	
			Group A Offenses	Reported	Adult	Juvenile
Law Enforcement Employees			Crimes Against Persons			
Sworn Male	4		Murder and Nonnegligent Manslaughter	0	0	0
Sworn Female	1		Negligent Manslaughter	0	0	0
Civilian Male	0		Kidnapping/Abduction	0	0	0
Civilian Female	0		Forcible Rape	0	0	0
Total:	5		Forcible Sodomy	0	0	0
			Sexual Assault With An Object	0	0	0
			Forcible Fondling	0	0	0
Offense Overview			Incest	0	0	0
Incident Total	0		Statutory Rape	0	0	0
Offense Total	0		Aggravated Assault	0	0	0
Group A Crimes per 100,000 population	N/A		Simple Assault	0	0	0
			Intimidation	0	0	0
			Human Trafficking, Commercial Sex Acts	0	0	0
			Human Trafficking, Involuntary Servitude	0	0	0
Arrest Overview			Crimes Against Property			
Total Arrests	0		Arson	0	0	0
Adult Arrests	0		Bribery	0	0	0
Juvenile Arrests	0		Burglary/Breaking & Entering	0	0	0
Unknown Age	0		Counterfeiting/Forgery	0	0	0
Arrests per 100,000 population	N/A		Destruction/Damage/Vandalism of Property	0	0	0
			Embezzlement	0	0	0
			Extortion/Blackmail	0	0	0
			False Pretenses/Swindle/Confidence Game	0	0	0
			Credit Card/Automatic Teller Fraud	0	0	0
			Impersonation	0	0	0
Group B Arrests			Welfare Fraud	0	0	0
Offense	Adult	Juvenile	Wire Fraud	0	0	0
Bad Checks	0	0	Identity Theft	0	0	0
Curfew/Loitering/Vagrancy Violations	0	0	Hacking/Computer Invasion	0	0	0
Disorderly Conduct	0	0	Robbery	0	0	0
Driving Under the Influence	0	0	Pocket-picking	0	0	0
Drunkenness	0	0	Purse-snatching	0	0	0
Family Offenses (Nonviolent)	0	0	Shoplifting	0	0	0
Liquor Law Violations	0	0	Theft From Building	0	0	0
Peeping Tom	0	0	Theft From Coin Operated Machine or Device	0	0	0
Trespass of Real Property	0	0	Theft From Motor Vehicle	0	0	0
All Other Offenses	0	0	Theft of Motor Vehicle Parts/Accessories	0	0	0
Total Group B	0	0	All Other Larceny	0	0	0
			Motor Vehicle Theft	0	0	0
			Stolen Property Offenses	0	0	0
			Crimes Against Society			
			Drug/Narcotic Violations	0	0	0
			Drug Equipment Violations	0	0	0
			Betting/Wagering	0	0	0
			Operating/Promoting/Assisting Gambling	0	0	0
			Gambling Equipment Violations	0	0	0
			Sports Tampering	0	0	0
			Pornography/Obscene Material	0	0	0
			Prostitution	0	0	0
			Assisting or Promoting Prostitution	0	0	0
			Purchasing Prostitution	0	0	0
			Weapon Law Violations	0	0	0
			Animal Cruelty	0	0	0
			Total Group A Offenses	0	0	0

(*) Offenses are counted using the FBI Units of Count for Crime

(**) The 'Arrests' column shows arrests made for incidents during the selected period, regardless of arrest date. Arrest counts for the same period may change over time.

Norfolk State University Police Department - VA1170400 - NIBRS Agency Crime Overview - 2020

2020 Population Estimate			N/A	Offenses (*)	Arrests (**)	
				Reported	Adult	Juvenile
Law Enforcement Employees						
Sworn Male	13		Murder and Nonnegligent Manslaughter	0	0	0
Sworn Female	2		Negligent Manslaughter	0	0	0
Civilian Male	7		Kidnapping/Abduction	0	0	0
Civilian Female	13		Forcible Rape	3	0	0
Total:	35		Forcible Sodomy	0	0	0
			Sexual Assault With An Object	0	0	0
			Forcible Fondling	1	0	
Offense Overview			Incest	0	0	0
Incident Total	86		Statutory Rape	0	0	0
Offense Total	93		Aggravated Assault	3	2	0
Group A Crimes per 100,000 population	N/A		Simple Assault	8	0	0
			Intimidation	1	0	0
			Human Trafficking, Commercial Sex Acts	0	0	0
			Human Trafficking, Involuntary Servitude	0	0	0
Arrest Overview			Crimes Against Property			
Total Arrests	20		Arson	0	0	0
Adult Arrests	20		Bribery	0	0	0
Juvenile Arrests	0		Burglary/Breaking & Entering	0	0	0
Unknown Age	0		Counterfeiting/Forgery	0	0	0
Arrests per 100,000 population	N/A		Destruction/Damage/Vandalism of Property	15	0	0
			Embezzlement	0	0	0
			Extortion/Blackmail	0	0	0
			False Pretenses/Swindle/Confidence Game	1	0	0
			Credit Card/Automatic Teller Fraud	1	0	0
			Impersonation	0	0	0
Group B Arrests			Welfare Fraud	0	0	0
Offense	Adult	Juvenile	Wire Fraud	0	0	0
Bad Checks	0	0	Identity Theft	0	0	0
Curfew/Loitering/Vagrancy Violations	0	0	Hacking/Computer Invasion	0	0	0
Disorderly Conduct	0	0	Robbery	2	0	0
Driving Under the Influence	2	0	Pocket-picking	0	0	0
Drunkenness	2	0	Purse-snatching	0	0	0
Family Offenses (Nonviolent)	1	0	Shoplifting	0	0	0
Liquor Law Violations	1	0	Theft From Building	11	0	0
Loitering/Trespassing	0	0	Theft From Coin Operated Machine or Device	0	0	0
Misdemeanor Offenses	2	0	Theft From Motor Vehicle	5	0	0
Other Offenses	4	0	Theft of Motor Vehicle Parts/Accessories	1	0	0
Total Group B	12	0	All Other Larceny	13	0	0
			Motor Vehicle Theft	2	0	0
			Stolen Property Offenses	1	1	0
			Crimes Against Society			
			Drug/Narcotic Violations	21	3	0
			Drug Equipment Violations	0	0	0
			Betting/Wagering	0	0	0
			Operating/Promoting/Assisting Gambling	0	0	0
			Gambling Equipment Violations	0	0	0
			Sports Tampering	0	0	0
			Pornography/Obscene Material	0	0	0
			Prostitution	0	0	0
			Assisting or Promoting Prostitution	0	0	0
			Purchasing Prostitution	0	0	0
			Weapon Law Violations	4	2	0
			Animal Cruelty	0	0	0
			Total Group A Offenses	93	8	0

(*) Offenses are counted using the FBI Units of Count for Crime

(**) The 'Arrests' column shows arrests made for incidents during the selected period, regardless of arrest date. Arrest counts for the same period may change over time.

Northern VA Comm College Police Department - VA0290500 - NIBRS Agency Crime Overview - 2020

2020 Population Estimate		N/A	Offenses (*)		Arrests (**)	
			Group A Offenses	Reported	Adult	Juvenile
Law Enforcement Employees			Crimes Against Persons			
Sworn Male	34		Murder and Nonnegligent Manslaughter	0	0	0
Sworn Female	7		Negligent Manslaughter	0	0	0
Civilian Male	5		Kidnapping/Abduction	0	0	0
Civilian Female	3		Forcible Rape	0	0	0
Total:	49		Forcible Sodomy	0	0	0
			Sexual Assault With An Object	0	0	0
			Forcible Fondling	0	0	0
			Incest	0	0	0
Offense Overview			Statutory Rape	0	0	0
Incident Total	33		Aggravated Assault	0	0	0
Offense Total	34		Simple Assault	5	0	0
Group A Crimes per 100,000 population	N/A		Intimidation	3	0	0
			Human Trafficking, Commercial Sex Acts	0	0	0
			Human Trafficking, Involuntary Servitude	0	0	0
Arrest Overview			Crimes Against Property			
Total Arrests	1		Arson	0	0	0
Adult Arrests	1		Bribery	0	0	0
Juvenile Arrests	0		Burglary/Breaking & Entering	1	0	0
Unknown Age	0		Counterfeiting/Forgery	0	0	0
Arrests per 100,000 population	N/A		Destruction/Damage/Vandalism of Property	6	0	0
			Embezzlement	0	0	0
			Extortion/Blackmail	0	0	0
			False Pretenses/Swindle/Confidence Game	0	0	0
			Credit Card/Automatic Teller Fraud	0	0	0
			Impersonation	1	0	0
			Welfare Fraud	0	0	0
			Wire Fraud	0	0	0
			Identity Theft	0	0	0
			Hacking/Computer Invasion	0	0	0
			Robbery	0	0	0
			Pocket-picking	0	0	0
			Purse-snatching	0	0	0
			Shoplifting	0	0	0
			Theft From Building	7	0	0
			Theft From Coin Operated Machine or Device	0	0	0
			Theft From Motor Vehicle	1	0	0
			Theft of Motor Vehicle Parts/Accessories	0	0	0
			All Other Larceny	4	0	0
			Motor Vehicle Theft	0	0	0
			Stolen Property Offenses	0	0	0
			Crimes Against Society			
			Drug/Narcotic Violations	5	1	0
			Drug Equipment Violations	0	0	0
			Betting/Wagering	0	0	0
			Operating/Promoting/Assisting Gambling	0	0	0
			Gambling Equipment Violations	0	0	0
			Sports Tampering	0	0	0
			Pornography/Obscene Material	0	0	0
			Prostitution	0	0	0
			Assisting or Promoting Prostitution	0	0	0
			Purchasing Prostitution	0	0	0
			Weapon Law Violations	1	0	0
			Animal Cruelty	0	0	0
			Total Group A Offenses	34	1	0
Group B Arrests						
Offense	Adult	Juvenile				
Bad Checks	0	0				
Curfew/Loitering/Vagrancy Violations	0	0				
Disorderly Conduct	0	0				
Driving Under the Influence	0	0				
Drunkenness	0	0				
Family Offenses (Nonviolent)	0	0				
Liquor Law Violations	0	0				
Peeping Tom	0	0				
Trespass of Real Property	0	0				
All Other Offenses	0	0				
Total Group B	0	0				

(*) Offenses are counted using the FBI Units of Count for Crime

(**) The 'Arrests' column shows arrests made for incidents during the selected period, regardless of arrest date. Arrest counts for the same period may change over time.

Old Dominion University Police Department - VA1300700 - NIBRS Agency Crime Overview - 2020

2020 Population Estimate		N/A	Offenses (*)		Arrests (**)	
			Reported	Adult	Juvenile	
Law Enforcement Employees			Crimes Against Persons			
Sworn Male	32	Murder and Nonnegligent Manslaughter	0	0	0	
Sworn Female	11	Negligent Manslaughter	0	0	0	
Civilian Male	5	Kidnapping/Abduction	6	0	0	
Civilian Female	7	Forcible Rape	1	0	0	
Total:	55	Forcible Sodomy	0	0	0	
		Sexual Assault With An Object	0	0	0	
		Forcible Fondling	5	0	0	
Offense Overview		Incest	0	0	0	
Incident Total	289	Statutory Rape	0	0	0	
Offense Total	371	Aggravated Assault	5	0	0	
Group A Crimes per 100,000 population	N/A	Simple Assault	69	9	0	
		Intimidation	13	1	0	
		Human Trafficking, Commercial Sex Acts	0	0	0	
		Human Trafficking, Involuntary Servitude	0	0	0	
Arrest Overview		Crimes Against Property				
Total Arrests	88	Arson	0	0	0	
Adult Arrests	88	Bribery	0	0	0	
Juvenile Arrests	0	Burglary/Breaking & Entering	4	0	0	
Unknown Age	0	Counterfeiting/Forgery	7	2	0	
Arrests per 100,000 population	N/A	Destruction/Damage/Vandalism of Property	66	1	0	
		Embezzlement	3	0	0	
		Extortion/Blackmail	0	0	0	
		False Pretenses/Swindle/Confidence Game	15	0	0	
		Credit Card/Automatic Teller Fraud	4	0	0	
		Impersonation	7	0	0	
		Welfare Fraud	0	0	0	
		Wire Fraud	0	0	0	
		Identity Theft	1	0	0	
		Hacking/Computer Invasion	0	0	0	
		Robbery	7	3	0	
		Pocket-picking	1	0	0	
Purse-snatching	0	0	0			
Shoplifting	7	0	0			
Theft From Building	0	0	0			
Theft From Coin Operated Machine or Device	0	0	0			
Theft From Motor Vehicle	0	0	0			
Theft of Motor Vehicle Parts/Accessories	0	0	0			
All Other Larceny	88	1	0			
Motor Vehicle Theft	28	0	0			
Stolen Property Offenses	1	0	0			
		Crimes Against Society				
		Drug/Narcotic Violations	20	7	0	
		Drug Equipment Violations	2	0	0	
		Betting/Wagering	0	0	0	
		Operating/Promoting/Assisting Gambling	0	0	0	
		Gambling Equipment Violations	0	0	0	
		Sports Tampering	0	0	0	
		Pornography/Obscene Material	2	0	0	
		Prostitution	0	0	0	
		Assisting or Promoting Prostitution	0	0	0	
		Purchasing Prostitution	0	0	0	
		Weapon Law Violations	9	4	0	
		Animal Cruelty	0	0	0	
		Total Group A Offenses	371	28	0	
Group B Arrests						
Offense	Adult	Juvenile				
Bad Checks	0	0	Identity Theft	1	0	
Curfew/Loitering/Vagrancy Violations	0	0	Hacking/Computer Invasion	0	0	
Disorderly Conduct	3	0	Robbery	7	3	
Driving Under the Influence	28	0	Pocket-picking	1	0	
Drunkenness	3	0	Purse-snatching	0	0	
Family Offenses (Nonviolent)	0	0	Shoplifting	7	0	
Liquor Law Violations	20	0	Theft From Building	0	0	
Peeping Tom	0	0	Theft From Coin Operated Machine or Device	0	0	
Trespass of Real Property	2	0	Theft From Motor Vehicle	0	0	
All Other Offenses	4	0	Theft of Motor Vehicle Parts/Accessories	0	0	
Total Group B	60	0	All Other Larceny	88	1	
			Motor Vehicle Theft	28	0	
			Stolen Property Offenses	1	0	
			Crimes Against Society			
			Drug/Narcotic Violations	20	7	
			Drug Equipment Violations	2	0	
			Betting/Wagering	0	0	
			Operating/Promoting/Assisting Gambling	0	0	
			Gambling Equipment Violations	0	0	
			Sports Tampering	0	0	
			Pornography/Obscene Material	2	0	
			Prostitution	0	0	
			Assisting or Promoting Prostitution	0	0	
			Purchasing Prostitution	0	0	
			Weapon Law Violations	9	4	
			Animal Cruelty	0	0	
			Total Group A Offenses	371	28	

(*) Offenses are counted using the FBI Units of Count for Crime

(**) The 'Arrests' column shows arrests made for incidents during the selected period, regardless of arrest date. Arrest counts for the same period may change over time.

Radford University Police Department - VA1300200 - NIBRS Agency Crime Overview - 2020

2020 Population Estimate			N/A	Offenses (*)		Arrests (**)		
				Reported	Adult	Juvenile		
Law Enforcement Employees								
Sworn Male			17	Murder and Nonnegligent Manslaughter	0	0	0	
Sworn Female			2	Negligent Manslaughter	0	0	0	
Civilian Male			1	Kidnapping/Abduction	0	0	0	
Civilian Female			7	Forcible Rape	3	0	0	
Total:			27	Forcible Sodomy	1	0	0	
				Sexual Assault With An Object	1	0	0	
				Forcible Fondling	2	0	0	
Offense Overview				Incest	0	0	0	
Incident Total			197	Statutory Rape	0	0	0	
Offense Total			218	Aggravated Assault	0	0	0	
Group A Crimes per 100,000 population			N/A	Simple Assault	12	4	0	
				Intimidation	4	0	0	
				Human Trafficking, Commercial Sex Acts	0	0	0	
				Human Trafficking, Involuntary Servitude	0	0	0	
Arrest Overview				Crimes Against Property				
Total Arrests			36	Arson	3	0	0	
Adult Arrests			36	Bribery	0	0	0	
Juvenile Arrests			0	Burglary/Breaking & Entering	1	0	0	
Unknown Age			0	Counterfeiting/Forgery	1	0	0	
Arrests per 100,000 population			N/A	Destruction/Damage/Vandalism of Property	91	0	0	
				Embezzlement	0	0	0	
				Extortion/Blackmail	2	0	0	
				False Pretenses/Swindle/Confidence Game	0	0	0	
				Credit Card/Automatic Teller Fraud	0	0	0	
				Impersonation	0	0	0	
Group B Arrests				Welfare Fraud	0	0	0	
Offense			Adult	Juvenile	Wire Fraud	0	0	0
Bad Checks			0	0	Identity Theft	1	0	0
Curfew/Loitering/Vagrancy Violations			0	0	Hacking/Computer Invasion	0	0	0
Disorderly Conduct			0	0	Robbery	3	0	0
Driving Under the Influence			4	0	Pocket-picking	0	0	0
Drunkenness			19	0	Purse-snatching	0	0	0
Family Offenses (Nonviolent)			0	0	Shoplifting	6	0	0
Liquor Law Violations			7	0	Theft From Building	15	0	0
Loitering/Trespassing			0	0	Theft From Coin Operated Machine or Device	0	0	0
Misdemeanor Offenses			0	0	Theft From Motor Vehicle	2	0	0
Misdemeanor Traffic Offenses			0	0	Theft of Motor Vehicle Parts/Accessories	0	0	0
Misdemeanor Violations			0	0	All Other Larceny	9	0	0
Total Group B			30	0	Motor Vehicle Theft	0	0	0
					Stolen Property Offenses	1	0	0
				Crimes Against Society				
					Drug/Narcotic Violations	44	2	0
					Drug Equipment Violations	15	0	0
					Betting/Wagering	0	0	0
					Operating/Promoting/Assisting Gambling	0	0	0
					Gambling Equipment Violations	0	0	0
					Sports Tampering	0	0	0
					Pornography/Obscene Material	0	0	0
					Prostitution	0	0	0
					Assisting or Promoting Prostitution	0	0	0
					Purchasing Prostitution	0	0	0
					Weapon Law Violations	1	0	0
					Animal Cruelty	0	0	0
					Total Group A Offenses	218	6	0

(*) Offenses are counted using the FBI Units of Count for Crime

(**) The 'Arrests' column shows arrests made for incidents during the selected period, regardless of arrest date. Arrest counts for the same period may change over time.

Richard Bland College Police Department - VA0740200 - NIBRS Agency Crime Overview - 2020

2020 Population Estimate			N/A	Offenses (*)	Arrests (**)	
				Reported	Adult	Juvenile
Law Enforcement Employees				Crimes Against Persons		
Sworn Male		4	Murder and Nonnegligent Manslaughter	0	0	0
Sworn Female		0	Negligent Manslaughter	0	0	0
Civilian Male		0	Kidnapping/Abduction	0	0	0
Civilian Female		1	Forcible Rape	0	0	0
Total:		5	Forcible Sodomy	0	0	0
Offense Overview			Sexual Assault With An Object	0	0	0
			Forcible Fondling	1	0	0
			Incest	0	0	0
Incident Total		19	Statutory Rape	0	0	0
Offense Total		19	Aggravated Assault	0	0	0
Group A Crimes per 100,000 population		N/A	Simple Assault	3	0	0
Arrest Overview			Intimidation	1	0	0
			Human Trafficking, Commercial Sex Acts	0	0	0
			Human Trafficking, Involuntary Servitude	0	0	0
			Crimes Against Property			
Total Arrests		1	Arson	0	0	0
Adult Arrests		0	Bribery	0	0	0
Juvenile Arrests		1	Burglary/Breaking & Entering	0	0	0
Unknown Age		0	Counterfeiting/Forgery	0	0	0
Arrests per 100,000 population		N/A	Destruction/Damage/Vandalism of Property	4	0	0
			Embezzlement	0	0	0
			Extortion/Blackmail	0	0	0
			False Pretenses/Swindle/Confidence Game	0	0	0
			Credit Card/Automatic Teller Fraud	0	0	0
			Impersonation	0	0	0
			Welfare Fraud	0	0	0
Group B Arrests			Wire Fraud	0	0	0
Offense	Adult	Juvenile	Identity Theft	0	0	0
Bad Checks	0	0	Hacking/Computer Invasion	0	0	0
Curfew/Loitering/Vagrancy Violations	0	0	Robbery	0	0	0
Disorderly Conduct	0	0	Pocket-picking	0	0	0
Driving Under the Influence	0	0	Purse-snatching	0	0	0
Drunkenness	0	0	Shoplifting	0	0	0
Family Offenses (Nonviolent)	0	0	Theft From Building	3	0	0
Liquor Law Violations	0	0	Theft From Coin Operated Machine or Device	0	0	0
Keeping Tom	0	0	Theft From Motor Vehicle	0	0	0
Trespass of Real Property	0	1	Theft of Motor Vehicle Parts/Accessories	0	0	0
All Other Offenses	0	0	All Other Larceny	1	0	0
Total Group B	0	1	Motor Vehicle Theft	0	0	0
			Stolen Property Offenses	0	0	0
			Crimes Against Society			
			Drug/Narcotic Violations	5	0	0
			Drug Equipment Violations	1	0	0
			Betting/Wagering	0	0	0
			Operating/Promoting/Assisting Gambling	0	0	0
			Gambling Equipment Violations	0	0	0
			Sports Tampering	0	0	0
			Pornography/Obscene Material	0	0	0
			Prostitution	0	0	0
			Assisting or Promoting Prostitution	0	0	0
			Purchasing Prostitution	0	0	0
			Weapon Law Violations	0	0	0
			Animal Cruelty	0	0	0
			Total Group A Offenses	19	0	0

(*) Offenses are counted using the FBI Units of Count for Crime

(**) The 'Arrests' column shows arrests made for incidents during the selected period, regardless of arrest date. Arrest counts for the same period may change over time.

Southwest Virginia Community College Police Department - VA0920600 - NIBRS Agency Crime Overview - 2020

2020 Population Estimate		N/A	Offenses (*)		Arrests (**)	
			Reported	Adult	Juvenile	
Law Enforcement Employees			Group A Offenses			
			Crimes Against Persons			
Sworn Male	3		Murder and Nonnegligent Manslaughter	0	0	0
Sworn Female	0		Negligent Manslaughter	0	0	0
Civilian Male	0		Kidnapping/Abduction	0	0	0
Civilian Female	0		Forcible Rape	0	0	0
Total:	3		Forcible Sodomy	0	0	0
Offense Overview			Sexual Assault With An Object	0	0	0
			Forcible Fondling	0	0	0
			Incest	0	0	0
	Incident Total	0	Statutory Rape	0	0	0
	Offense Total	0	Aggravated Assault	0	0	0
Group A Crimes per 100,000 population	N/A		Simple Assault	0	0	0
			Intimidation	0	0	0
			Human Trafficking, Commercial Sex Acts	0	0	0
			Human Trafficking, Involuntary Servitude	0	0	0
Arrest Overview			Crimes Against Property			
	Total Arrests	0	Arson	0	0	0
Adult Arrests	0		Bribery	0	0	0
Juvenile Arrests	0		Burglary/Breaking & Entering	0	0	0
Unknown Age	0		Counterfeiting/Forgery	0	0	0
Arrests per 100,000 population	N/A		Destruction/Damage/Vandalism of Property	0	0	0
			Embezzlement	0	0	0
			Extortion/Blackmail	0	0	0
			False Pretenses/Swindle/Confidence Game	0	0	0
			Credit Card/Automatic Teller Fraud	0	0	0
			Impersonation	0	0	0
			Welfare Fraud	0	0	0
			Wire Fraud	0	0	0
			Identity Theft	0	0	0
			Hacking/Computer Invasion	0	0	0
			Robbery	0	0	0
			Pocket-picking	0	0	0
			Purse-snatching	0	0	0
			Shoplifting	0	0	0
	Theft From Building	0	0	0		
	Theft From Coin Operated Machine or Device	0	0	0		
	Theft From Motor Vehicle	0	0	0		
	Theft of Motor Vehicle Parts/Accessories	0	0	0		
	All Other Larceny	0	0	0		
	Motor Vehicle Theft	0	0	0		
	Stolen Property Offenses	0	0	0		
		Crimes Against Society				
		Drug/Narcotic Violations	0	0	0	
		Drug Equipment Violations	0	0	0	
		Betting/Wagering	0	0	0	
		Operating/Promoting/Assisting Gambling	0	0	0	
		Gambling Equipment Violations	0	0	0	
		Sports Tampering	0	0	0	
		Pornography/Obscene Material	0	0	0	
		Prostitution	0	0	0	
		Assisting or Promoting Prostitution	0	0	0	
		Purchasing Prostitution	0	0	0	
		Weapon Law Violations	0	0	0	
		Animal Cruelty	0	0	0	
		Total Group A Offenses	0	0		
Group B Arrests						
Offense	Adult	Juvenile				
Bad Checks	0	0				
Curfew/Loitering/Vagrancy Violations	0	0				
Disorderly Conduct	0	0				
Driving Under the Influence	0	0				
Drunkenness	0	0				
Family Offenses (Nonviolent)	0	0				
Liquor Law Violations	0	0				
Peeping Tom	0	0				
Trespass of Real Property	0	0				
All Other Offenses	0	0				
Total Group B	0	0				

(*) Offenses are counted using the FBI Units of Count for Crime

(**) The 'Arrests' column shows arrests made for incidents during the selected period, regardless of arrest date. Arrest counts for the same period may change over time.

Thomas Nelson Comm. College Police - VA1110300 - NIBRS Agency Crime Overview - 2020

2020 Population Estimate			N/A	Offenses (*)	Arrests (**)	
				Reported	Adult	Juvenile
Law Enforcement Employees						
Sworn Male	6		Murder and Nonnegligent Manslaughter	0	0	0
Sworn Female	1		Negligent Manslaughter	0	0	0
Civilian Male	2		Kidnapping/Abduction	0	0	0
Civilian Female	2		Forcible Rape	0	0	0
Total:	11		Forcible Sodomy	0	0	0
			Sexual Assault With An Object	0	0	0
			Forcible Fondling	0	0	0
			Incest	0	0	0
Incident Total	0		Statutory Rape	0	0	0
Offense Total	0		Aggravated Assault	0	0	0
Group A Crimes per 100,000 population	N/A		Simple Assault	0	0	0
			Intimidation	0	0	0
			Human Trafficking, Commercial Sex Acts	0	0	0
			Human Trafficking, Involuntary Servitude	0	0	0
Arrest Overview			Crimes Against Property			
Total Arrests	0		Arson	0	0	0
Adult Arrests	0		Bribery	0	0	0
Juvenile Arrests	0		Burglary/Breaking & Entering	0	0	0
Unknown Age	0		Counterfeiting/Forgery	0	0	0
Arrests per 100,000 population	N/A		Destruction/Damage/Vandalism of Property	0	0	0
			Embezzlement	0	0	0
			Extortion/Blackmail	0	0	0
			False Pretenses/Swindle/Confidence Game	0	0	0
			Credit Card/Automatic Teller Fraud	0	0	0
			Impersonation	0	0	0
Group B Arrests			Welfare Fraud	0	0	0
Offense	Adult	Juvenile	Wire Fraud	0	0	0
Bad Checks	0	0	Identity Theft	0	0	0
Curfew/Loitering/Vagrancy Violations	0	0	Hacking/Computer Invasion	0	0	0
Disorderly Conduct	0	0	Robbery	0	0	0
Driving Under the Influence	0	0	Pocket-picking	0	0	0
Drunkenness	0	0	Purse-snatching	0	0	0
Family Offenses (Nonviolent)	0	0	Shoplifting	0	0	0
Liquor Law Violations	0	0	Theft From Building	0	0	0
Keeping Tom	0	0	Theft From Coin Operated Machine or Device	0	0	0
Respass of Real Property	0	0	Theft From Motor Vehicle	0	0	0
All Other Offenses	0	0	Theft of Motor Vehicle Parts/Accessories	0	0	0
Total Group B	0	0	All Other Larceny	0	0	0
			Motor Vehicle Theft	0	0	0
			Stolen Property Offenses	0	0	0
			Crimes Against Society			
			Drug/Narcotic Violations	0	0	0
			Drug Equipment Violations	0	0	0
			Betting/Wagering	0	0	0
			Operating/Promoting/Assisting Gambling	0	0	0
			Gambling Equipment Violations	0	0	0
			Sports Tampering	0	0	0
			Pornography/Obscene Material	0	0	0
			Prostitution	0	0	0
			Assisting or Promoting Prostitution	0	0	0
			Purchasing Prostitution	0	0	0
			Weapon Law Violations	0	0	0
			Animal Cruelty	0	0	0
			Total Group A Offenses	0	0	0

(*) Offenses are counted using the FBI Units of Count for Crime

(**) The 'Arrests' column shows arrests made for incidents during the selected period, regardless of arrest date. Arrest counts for the same period may change over time.

University Of Mary Washington Police Department - VA1090100 - NIBRS Agency Crime Overview - 2020

2020 Population Estimate			N/A	Offenses (*)		Arrests (**)	
				Group A Offenses	Reported	Adult	Juvenile
Law Enforcement Employees			Crimes Against Persons				
Sworn Male	15		Murder and Nonnegligent Manslaughter		0	0	0
Sworn Female	2		Negligent Manslaughter		0	0	0
Civilian Male	0		Kidnapping/Abduction		0	0	0
Civilian Female	1		Forcible Rape		0	0	0
Total:	18		Forcible Sodomy		0	0	0
			Sexual Assault With An Object		0	0	0
			Forcible Fondling		0	0	0
Offense Overview			Incest		0	0	0
Incident Total	48		Statutory Rape		0	0	0
Offense Total	48		Aggravated Assault		0	0	0
Group A Crimes per 100,000 population	N/A		Simple Assault		1	0	0
			Intimidation		1	0	0
			Human Trafficking, Commercial Sex Acts		0	0	0
			Human Trafficking, Involuntary Servitude		0	0	0
Arrest Overview			Crimes Against Property				
Total Arrests	2		Arson		0	0	0
Adult Arrests	2		Bribery		0	0	0
Juvenile Arrests	0		Burglary/Breaking & Entering		0	0	0
Unknown Age	0		Counterfeiting/Forgery		1	0	0
Arrests per 100,000 population	N/A		Destruction/Damage/Vandalism of Property		13	0	0
			Embezzlement		0	0	0
			Extortion/Blackmail		0	0	0
			False Pretenses/Swindle/Confidence Game		0	0	0
			Credit Card/Automatic Teller Fraud		0	0	0
			Impersonation		0	0	0
			Welfare Fraud		0	0	0
Group B Arrests			Wire Fraud		0	0	0
Offense	Adult	Juvenile	Identity Theft		0	0	0
Bad Checks	0	0	Hacking/Computer Invasion		0	0	0
Curfew/Loitering/Vagrancy Violations	0	0	Robbery		0	0	0
Disorderly Conduct	0	0	Pocket-picking		0	0	0
Driving Under the Influence	0	0	Purse-snatching		0	0	0
Drunkenness	1	0	Shoplifting		0	0	0
Family Offenses (Nonviolent)	0	0	Theft From Building		0	0	0
Liquor Law Violations	0	0	Theft From Coin Operated Machine or Device		0	0	0
Peeping Tom	0	0	Theft From Motor Vehicle		0	0	0
Trespass of Real Property	0	0	Theft of Motor Vehicle Parts/Accessories		0	0	0
All Other Offenses	0	0	All Other Larceny		17	0	0
Total Group B	1	0	Motor Vehicle Theft		0	0	0
			Stolen Property Offenses		0	0	0
			Crimes Against Society				
			Drug/Narcotic Violations		14	1	0
			Drug Equipment Violations		0	0	0
			Betting/Wagering		0	0	0
			Operating/Promoting/Assisting Gambling		0	0	0
			Gambling Equipment Violations		0	0	0
			Sports Tampering		0	0	0
			Pornography/Obscene Material		0	0	0
			Prostitution		0	0	0
			Assisting or Promoting Prostitution		0	0	0
			Purchasing Prostitution		0	0	0
			Weapon Law Violations		1	0	0
			Animal Cruelty		0	0	0
			Total Group A Offenses		48	1	0

(*) Offenses are counted using the FBI Units of Count for Crime

(**) The 'Arrests' column shows arrests made for incidents during the selected period, regardless of arrest date. Arrest counts for the same period may change over time.

University Of Richmond Police Department - VA1300400 - NIBRS Agency Crime Overview - 2020

2020 Population Estimate		N/A	Offenses (*)		Arrests (**)	
			Group A Offenses	Reported	Adult	Juvenile
Law Enforcement Employees			Crimes Against Persons			
Sworn Male	18		Murder and Nonnegligent Manslaughter	0	0	0
Sworn Female	4		Negligent Manslaughter	0	0	0
Civilian Male	6		Kidnapping/Abduction	0	0	0
Civilian Female	5		Forcible Rape	1	0	0
			Forcible Sodomy	0	0	0
Total:	33		Sexual Assault With An Object	0	0	0
			Forcible Fondling	0	0	0
			Incest	0	0	0
Incident Total	69		Statutory Rape	0	0	0
Offense Total	76		Aggravated Assault	0	0	0
Group A Crimes per 100,000 population	N/A		Simple Assault	1	1	0
			Intimidation	1	0	0
			Human Trafficking, Commercial Sex Acts	0	0	0
			Human Trafficking, Involuntary Servitude	0	0	0
Arrest Overview			Crimes Against Property			
Total Arrests	1		Arson	0	0	0
Adult Arrests	1		Bribery	0	0	0
Juvenile Arrests	0		Burglary/Breaking & Entering	7	0	0
Unknown Age	0		Counterfeiting/Forgery	0	0	0
Arrests per 100,000 population	N/A		Destruction/Damage/Vandalism of Property	16	0	0
			Embezzlement	0	0	0
			Extortion/Blackmail	0	0	0
			False Pretenses/Swindle/Confidence Game	0	0	0
			Credit Card/Automatic Teller Fraud	2	0	0
			Impersonation	0	0	0
			Welfare Fraud	0	0	0
Group B Arrests			Wire Fraud	1	0	0
Offense	Adult	Juvenile	Identity Theft	0	0	0
Bad Checks	0	0	Hacking/Computer Invasion	0	0	0
Curfew/Loitering/Vagrancy Violations	0	0	Robbery	0	0	0
Disorderly Conduct	0	0	Pocket-picking	0	0	0
Driving Under the Influence	0	0	Purse-snatching	0	0	0
Drunkenness	0	0	Shoplifting	0	0	0
Family Offenses (Nonviolent)	0	0	Theft From Building	24	0	0
Liquor Law Violations	0	0	Theft From Coin Operated Machine or Device	0	0	0
Peeping Tom	0	0	Theft From Motor Vehicle	1	0	0
Trespass of Real Property	0	0	Theft of Motor Vehicle Parts/Accessories	0	0	0
All Other Offenses	0	0	All Other Larceny	10	0	0
Total Group B		0	Motor Vehicle Theft	0	0	0
			Stolen Property Offenses	1	0	0
			Crimes Against Society			
			Drug/Narcotic Violations	6	0	0
			Drug Equipment Violations	5	0	0
			Betting/Wagering	0	0	0
			Operating/Promoting/Assisting Gambling	0	0	0
			Gambling Equipment Violations	0	0	0
			Sports Tampering	0	0	0
			Pornography/Obscene Material	0	0	0
			Prostitution	0	0	0
			Assisting or Promoting Prostitution	0	0	0
			Purchasing Prostitution	0	0	0
			Weapon Law Violations	0	0	0
			Animal Cruelty	0	0	0
			Total Group A Offenses	76	1	

(*) Offenses are counted using the FBI Units of Count for Crime

(**) The 'Arrests' column shows arrests made for incidents during the selected period, regardless of arrest date. Arrest counts for the same period may change over time.

University Of Virginia Police Department - VA0020100 - NIBRS Agency Crime Overview - 2020

2020 Population Estimate			N/A	Offenses (*)		Arrests (**)	
				Reported	Adult	Juvenile	
Law Enforcement Employees			Group A Offenses				
			Crimes Against Persons				
Sworn Male	48		Murder and Nonnegligent Manslaughter	0	0	0	
Sworn Female	11		Negligent Manslaughter	0	0	0	
Civilian Male	52		Kidnapping/Abduction	0	0	0	
Civilian Female	25		Forcible Rape	7	0	0	
			Forcible Sodomy	1	0	0	
Total:	136		Sexual Assault With An Object	0	0	0	
			Forcible Fondling	5	1	0	
Offense Overview			Incest	0	0	0	
Incident Total	311		Statutory Rape	0	0	0	
Offense Total	352		Aggravated Assault	8	1	0	
Group A Crimes per 100,000 population	N/A		Simple Assault	67	1	0	
			Intimidation	16	2	0	
			Human Trafficking, Commercial Sex Acts	0	0	0	
			Human Trafficking, Involuntary Servitude	0	0	0	
Arrest Overview			Crimes Against Property				
Total Arrests	63		Arson	0	0	0	
Adult Arrests	63		Bribery	0	0	0	
Juvenile Arrests	0		Burglary/Breaking & Entering	7	0	0	
Unknown Age	0		Counterfeiting/Forgery	18	1	0	
Arrests per 100,000 population	N/A		Destruction/Damage/Vandalism of Property	57	1	0	
			Embezzlement	1	0	0	
			Extortion/Blackmail	2	0	0	
			False Pretenses/Swindle/Confidence Game	2	0	0	
			Credit Card/Automatic Teller Fraud	4	0	0	
			Impersonation	5	0	0	
			Welfare Fraud	0	0	0	
			Wire Fraud	6	0	0	
			Identity Theft	0	0	0	
			Hacking/Computer Invasion	0	0	0	
			Robbery	2	0	0	
			Pocket-picking	0	0	0	
			Purse-snatching	0	0	0	
			Shoplifting	2	2	0	
			Theft From Building	35	0	0	
			Theft From Coin Operated Machine or Device	0	0	0	
			Theft From Motor Vehicle	15	0	0	
			Theft of Motor Vehicle Parts/Accessories	4	0	0	
			All Other Larceny	52	0	0	
			Motor Vehicle Theft	5	0	0	
			Stolen Property Offenses	3	0	0	
			Crimes Against Society				
			Drug/Narcotic Violations	18	2	0	
			Drug Equipment Violations	8	0	0	
			Betting/Wagering	0	0	0	
			Operating/Promoting/Assisting Gambling	0	0	0	
			Gambling Equipment Violations	0	0	0	
			Sports Tampering	0	0	0	
			Pornography/Obscene Material	0	0	0	
			Prostitution	0	0	0	
			Assisting or Promoting Prostitution	0	0	0	
			Purchasing Prostitution	0	0	0	
			Weapon Law Violations	2	1	0	
			Animal Cruelty	0	0	0	
			Total Group A Offenses	352	12		
Group B Arrests							
Offense	Adult	Juvenile					
Bad Checks	0	0					
Curfew/Loitering/Vagrancy Violations	0	0					
Disorderly Conduct	2	0					
Driving Under the Influence	6	0					
Drunkenness	22	0					
Family Offenses (Nonviolent)	0	0					
Liquor Law Violations	3	0					
Peeping Tom	0	0					
Trespass of Real Property	8	0					
All Other Offenses	10	0					
Total Group B	51	0					

(*) Offenses are counted using the FBI Units of Count for Crime

(**) The 'Arrests' column shows arrests made for incidents during the selected period, regardless of arrest date. Arrest counts for the same period may change over time.

UVA's College At Wise Police - VA0960700 - NIBRS Agency Crime Overview - 2020

2020 Population Estimate			N/A	Offenses (*)		Arrests (**)	
				Group A Offenses	Reported	Adult	Juvenile
Law Enforcement Employees				Crimes Against Persons			
Sworn Male			9	Murder and Nonnegligent Manslaughter	0	0	0
Sworn Female			0	Negligent Manslaughter	0	0	0
Civilian Male			0	Kidnapping/Abduction	0	0	0
Civilian Female			1	Forcible Rape	0	0	0
Total:			10	Forcible Sodomy	0	0	0
				Sexual Assault With An Object	0	0	0
				Forcible Fondling	0	0	0
				Incest	0	0	0
Offense Overview				Incident Total	16	Statutory Rape	0
				Offense Total	17	Aggravated Assault	0
				Group A Crimes per 100,000 population	N/A	Simple Assault	4
						Intimidation	1
						Human Trafficking, Commercial Sex Acts	0
						Human Trafficking, Involuntary Servitude	0
Arrest Overview						Crimes Against Property	
Total Arrests			2	Arson	0	0	0
Adult Arrests			2	Bribery	0	0	0
Juvenile Arrests			0	Burglary/Breaking & Entering	0	0	0
Unknown Age			0	Counterfeiting/Forgery	0	0	0
Arrests per 100,000 population				N/A	Destruction/Damage/Vandalism of Property	1	0
						Embezzlement	0
						Extortion/Blackmail	0
						False Pretenses/Swindle/Confidence Game	0
						Credit Card/Automatic Teller Fraud	0
						Impersonation	0
						Welfare Fraud	0
Group B Arrests						Wire Fraud	0
Offense	Adult	Juvenile				Identity Theft	0
Bad Checks	0	0				Hacking/Computer Invasion	0
Curfew/Loitering/Vagrancy Violations	0	0				Robbery	0
Disorderly Conduct	0	0				Pocket-picking	0
Driving Under the Influence	0	0				Purse-snatching	0
Drunkenness	1	0				Shoplifting	0
Family Offenses (Nonviolent)	0	0				Theft From Building	3
Liquor Law Violations	0	0				Theft From Coin Operated Machine or Device	0
Loitering/Trespassing	0	0				Theft From Motor Vehicle	0
Respass of Real Property	0	0				Theft of Motor Vehicle Parts/Accessories	0
All Other Offenses	1	0				All Other Larceny	1
Total Group B	2	0				Motor Vehicle Theft	1
						Stolen Property Offenses	1
						Crimes Against Society	
						Drug/Narcotic Violations	5
						Drug Equipment Violations	0
						Betting/Wagering	0
						Operating/Promoting/Assisting Gambling	0
						Gambling Equipment Violations	0
						Sports Tampering	0
						Pornography/Obscene Material	0
						Prostitution	0
						Assisting or Promoting Prostitution	0
						Purchasing Prostitution	0
						Weapon Law Violations	0
						Animal Cruelty	0
						Total Group A Offenses	17
							0

(*) Offenses are counted using the FBI Units of Count for Crime

(**) The 'Arrests' column shows arrests made for incidents during the selected period, regardless of arrest date. Arrest counts for the same period may change over time.

VCU Campus Police Department - VA1300300 - NIBRS Agency Crime Overview - 2020

2020 Population Estimate			N/A	Offenses (*)		Arrests (**)	
				Group A Offenses	Reported	Adult	Juvenile
Law Enforcement Employees			Crimes Against Persons				
Sworn Male	58		Murder and Nonnegligent Manslaughter		0	0	0
Sworn Female	17		Negligent Manslaughter		0	0	0
Civilian Male	7		Kidnapping/Abduction		1	0	0
Civilian Female	22		Forcible Rape		3	0	0
Total:	104		Forcible Sodomy		0	0	0
			Sexual Assault With An Object		0	0	0
			Forcible Fondling		8	0	0
Offense Overview			Incest		0	0	0
Incident Total	817		Statutory Rape		0	0	0
Offense Total	923		Aggravated Assault		12	2	0
Group A Crimes per 100,000 population	N/A		Simple Assault		255	31	0
			Intimidation		46	3	0
			Human Trafficking, Commercial Sex Acts		0	0	0
			Human Trafficking, Involuntary Servitude		0	0	0
Arrest Overview			Crimes Against Property				
Total Arrests	231		Arson		4	0	0
Adult Arrests	231		Bribery		0	0	0
Juvenile Arrests	0		Burglary/Breaking & Entering		10	0	0
Unknown Age	0		Counterfeiting/Forgery		3	0	0
Arrests per 100,000 population	N/A		Destruction/Damage/Vandalism of Property		163	10	0
			Embezzlement		11	1	0
			Extortion/Blackmail		5	0	0
			False Pretenses/Swindle/Confidence Game		6	0	0
			Credit Card/Automatic Teller Fraud		13	0	0
			Impersonation		1	1	0
			Welfare Fraud		0	0	0
			Wire Fraud		1	0	0
			Identity Theft		0	0	0
			Hacking/Computer Invasion		0	0	0
			Robbery		2	0	0
			Pocket-picking		0	0	0
			Purse-snatching		0	0	0
			Shoplifting		21	2	0
			Theft From Building		138	0	0
			Theft From Coin Operated Machine or Device		0	0	0
			Theft From Motor Vehicle		32	0	0
			Theft of Motor Vehicle Parts/Accessories		13	0	0
			All Other Larceny		70	10	0
			Motor Vehicle Theft		7	0	0
			Stolen Property Offenses		2	0	0
			Crimes Against Society				
			Drug/Narcotic Violations		65	32	0
			Drug Equipment Violations		11	1	0
			Betting/Wagering		0	0	0
			Operating/Promoting/Assisting Gambling		0	0	0
			Gambling Equipment Violations		0	0	0
			Sports Tampering		0	0	0
			Pornography/Obscene Material		1	1	0
			Prostitution		0	0	0
			Assisting or Promoting Prostitution		0	0	0
			Purchasing Prostitution		0	0	0
			Weapon Law Violations		19	8	0
			Animal Cruelty		0	0	0
			Total Group A Offenses		923	102	0
Group B Arrests							
Offense	Adult	Juvenile					
Bad Checks	0	0					
Curfew/Loitering/Vagrancy Violations	0	0					
Disorderly Conduct	18	0					
Driving Under the Influence	7	0					
Drunkenness	11	0					
Family Offenses (Nonviolent)	0	0					
Liquor Law Violations	27	0					
Peeping Tom	0	0					
Trespass of Real Property	42	0					
All Other Offenses	24	0					
Total Group B	129	0					

Group B Arrests		
Offense	Adult	Juvenile
Bad Checks	0	0
Curfew/Loitering/Vagrancy Violations	0	0
Disorderly Conduct	18	0
Driving Under the Influence	7	0
Drunkenness	11	0
Family Offenses (Nonviolent)	0	0
Liquor Law Violations	27	0
Peeping Tom	0	0
Trespass of Real Property	42	0
All Other Offenses	24	0
Total Group B	129	0

(*) Offenses are counted using the FBI Units of Count for Crime

(**) The 'Arrests' column shows arrests made for incidents during the selected period, regardless of arrest date. Arrest counts for the same period may change over time.

Virginia State University Police Department - VA1190200 - NIBRS Agency Crime Overview - 2020

2020 Population Estimate			N/A	Offenses (*)		Arrests (**)	
				Group A Offenses	Reported	Adult	Juvenile
Law Enforcement Employees				Crimes Against Persons			
Sworn Male		16		Murder and Nonnegligent Manslaughter	0	0	0
Sworn Female		5		Negligent Manslaughter	0	0	0
Civilian Male		7		Kidnapping/Abduction	0	0	0
Civilian Female		1		Forcible Rape	2	0	0
				Forcible Sodomy	0	0	0
Total:		29		Sexual Assault With An Object	0	0	0
				Forcible Fondling	3	0	0
Offense Overview				Incest	0	0	0
Incident Total		56		Statutory Rape	0	0	0
Offense Total		61		Aggravated Assault	0	0	0
Group A Crimes per 100,000 population		N/A		Simple Assault	12	4	0
				Intimidation	2	0	0
				Human Trafficking, Commercial Sex Acts	0	0	0
				Human Trafficking, Involuntary Servitude	0	0	0
Arrest Overview				Crimes Against Property			
Total Arrests		13		Arson	0	0	0
Adult Arrests		13		Bribery	0	0	0
Juvenile Arrests		0		Burglary/Breaking & Entering	2	0	0
Unknown Age		0		Counterfeiting/Forgery	1	3	0
Arrests per 100,000 population		N/A		Destruction/Damage/Vandalism of Property	11	0	0
				Embezzlement	0	0	0
				Extortion/Blackmail	0	0	0
				False Pretenses/Swindle/Confidence Game	0	0	0
				Credit Card/Automatic Teller Fraud	3	0	0
				Impersonation	0	0	0
Group B Arrests				Welfare Fraud	0	0	0
Offense	Adult	Juvenile		Wire Fraud	0	0	0
Bad Checks	0	0		Identity Theft	0	0	0
Curfew/Loitering/Vagrancy Violations	0	0		Hacking/Computer Invasion	0	0	0
Disorderly Conduct	0	0		Robbery	0	0	0
Driving Under the Influence	1	0		Pocket-picking	0	0	0
Drunkenness	0	0		Purse-snatching	0	0	0
Family Offenses (Nonviolent)	0	0		Shoplifting	0	0	0
Liquor Law Violations	0	0		Theft From Building	7	0	0
Peeping Tom	0	0		Theft From Coin Operated Machine or Device	0	0	0
Trespass of Real Property	0	0		Theft From Motor Vehicle	1	0	0
All Other Offenses	1	0		Theft of Motor Vehicle Parts/Accessories	2	0	0
Total Group B	2	0		All Other Larceny	5	0	0
				Motor Vehicle Theft	0	0	0
				Stolen Property Offenses	0	0	0
				Crimes Against Society			
				Drug/Narcotic Violations	10	4	0
				Drug Equipment Violations	0	0	0
				Betting/Wagering	0	0	0
				Operating/Promoting/Assisting Gambling	0	0	0
				Gambling Equipment Violations	0	0	0
				Sports Tampering	0	0	0
				Pornography/Obscene Material	0	0	0
				Prostitution	0	0	0
				Assisting or Promoting Prostitution	0	0	0
				Purchasing Prostitution	0	0	0
				Weapon Law Violations	0	0	0
				Animal Cruelty	0	0	0
				Total Group A Offenses	61	11	0

(*) Offenses are counted using the FBI Units of Count for Crime
 (**) The 'Arrests' column shows arrests made for incidents during the selected period, regardless of arrest date. Arrest counts for the same period may change over time.

Virginia Tech Police Department - VA0600400 - NIBRS Agency Crime Overview - 2020

2020 Population Estimate			N/A	Offenses (*)		Arrests (**)	
				Reported	Adult	Juvenile	
Law Enforcement Employees			Group A Offenses				
			Crimes Against Persons				
Sworn Male	37		Murder and Nonnegligent Manslaughter	0	0	0	
Sworn Female	6		Negligent Manslaughter	0	0	0	
Civilian Male	11		Kidnapping/Abduction	1	0	0	
Civilian Female	3		Forcible Rape	1	0	0	
Total:	57		Forcible Sodomy	0	0	0	
			Sexual Assault With An Object	0	0	0	
			Forcible Fondling	3	0	0	
Offense Overview			Incest	0	0	0	
Incident Total	391		Statutory Rape	0	0	0	
Offense Total	405		Aggravated Assault	2	0	0	
Group A Crimes per 100,000 population	N/A		Simple Assault	18	2	0	
			Intimidation	6	1	0	
			Human Trafficking, Commercial Sex Acts	0	0	0	
			Human Trafficking, Involuntary Servitude	0	0	0	
Arrest Overview			Crimes Against Property				
Total Arrests	67		Arson	0	0	0	
Adult Arrests	67		Bribery	0	0	0	
Juvenile Arrests	0		Burglary/Breaking & Entering	7	3	0	
Unknown Age	0		Counterfeiting/Forgery	6	2	0	
Arrests per 100,000 population	N/A		Destruction/Damage/Vandalism of Property	123	1	0	
			Embezzlement	2	3	0	
			Extortion/Blackmail	1	0	0	
			False Pretenses/Swindle/Confidence Game	4	0	0	
			Credit Card/Automatic Teller Fraud	13	0	0	
			Impersonation	0	0	0	
			Welfare Fraud	0	0	0	
			Wire Fraud	1	0	0	
			Identity Theft	1	0	0	
			Hacking/Computer Invasion	3	1	0	
			Robbery	0	0	0	
			Pocket-picking	12	1	0	
			Purse-snatching	0	0	0	
			Shoplifting	2	1	0	
			Theft From Building	66	2	0	
			Theft From Coin Operated Machine or Device	0	0	0	
			Theft From Motor Vehicle	4	0	0	
			Theft of Motor Vehicle Parts/Accessories	1	0	0	
			All Other Larceny	38	1	0	
			Motor Vehicle Theft	0	0	0	
			Stolen Property Offenses	1	0	0	
			Crimes Against Society				
			Drug/Narcotic Violations	86	15	0	
			Drug Equipment Violations	1	0	0	
			Betting/Wagering	0	0	0	
			Operating/Promoting/Assisting Gambling	0	0	0	
			Gambling Equipment Violations	0	0	0	
			Sports Tampering	0	0	0	
			Pornography/Obscene Material	1	0	0	
			Prostitution	0	0	0	
			Assisting or Promoting Prostitution	0	0	0	
			Purchasing Prostitution	0	0	0	
			Weapon Law Violations	1	1	0	
			Animal Cruelty	0	0	0	
			Total Group A Offenses	405	34	0	
Group B Arrests							
Offense	Adult	Juvenile					
Bad Checks	0	0					
Curfew/Loitering/Vagrancy Violations	0	0					
Disorderly Conduct	0	0					
Driving Under the Influence	1	0					
Drunkenness	25	0					
Family Offenses (Nonviolent)	0	0					
Liquor Law Violations	6	0					
Peeping Tom	1	0					
Trespass of Real Property	0	0					
All Other Offenses	0	0					
Total Group B	33	0					

(*) Offenses are counted using the FBI Units of Count for Crime

(**) The 'Arrests' column shows arrests made for incidents during the selected period, regardless of arrest date. Arrest counts for the same period may change over time.

Virginia Western Community College Police - VA1230200 - NIBRS Agency Crime Overview - 2020

2020 Population Estimate			N/A	Offenses (*)	Arrests (**)	
				Reported	Adult	Juvenile
Law Enforcement Employees				Crimes Against Persons		
Sworn Male	8		Murder and Nonnegligent Manslaughter	0	0	0
Sworn Female	0		Negligent Manslaughter	0	0	0
Civilian Male	0		Kidnapping/Abduction	0	0	0
Civilian Female	0		Forcible Rape	0	0	0
Total:	8		Forcible Sodomy	0	0	0
			Sexual Assault With An Object	0	0	0
			Forcible Fondling	0	0	
Offense Overview			Incest	0	0	0
Incident Total	1		Statutory Rape	0	0	0
Offense Total	1		Aggravated Assault	0	0	0
Group A Crimes per 100,000 population	N/A		Simple Assault	0	0	0
			Intimidation	0	0	0
			Human Trafficking, Commercial Sex Acts	0	0	0
			Human Trafficking, Involuntary Servitude	0	0	0
Arrest Overview			Crimes Against Property			
Total Arrests	0		Arson	0	0	0
Adult Arrests	0		Bribery	0	0	0
Juvenile Arrests	0		Burglary/Breaking & Entering	0	0	0
Unknown Age	0		Counterfeiting/Forgery	0	0	0
Arrests per 100,000 population	N/A		Destruction/Damage/Vandalism of Property	1	0	0
			Embezzlement	0	0	0
			Extortion/Blackmail	0	0	0
			False Pretenses/Swindle/Confidence Game	0	0	0
			Credit Card/Automatic Teller Fraud	0	0	0
			Impersonation	0	0	0
Group B Arrests			Welfare Fraud	0	0	0
Offense	Adult	Juvenile	Wire Fraud	0	0	0
Bad Checks	0	0	Identity Theft	0	0	0
Curfew/Loitering/Vagrancy Violations	0	0	Hacking/Computer Invasion	0	0	0
Disorderly Conduct	0	0	Robbery	0	0	0
Driving Under the Influence	0	0	Pocket-picking	0	0	0
Drunkenness	0	0	Purse-snatching	0	0	0
Family Offenses (Nonviolent)	0	0	Shoplifting	0	0	0
Liquor Law Violations	0	0	Theft From Building	0	0	0
Loitering/Trespassing	0	0	Theft From Coin Operated Machine or Device	0	0	0
Misdemeanor Offenses	0	0	Theft From Motor Vehicle	0	0	0
Motor Vehicle Offenses	0	0	Theft of Motor Vehicle Parts/Accessories	0	0	0
Other Offenses	0	0	All Other Larceny	0	0	0
Total Group B	0	0	Motor Vehicle Theft	0	0	0
			Stolen Property Offenses	0	0	0
			Crimes Against Society			
			Drug/Narcotic Violations	0	0	0
			Drug Equipment Violations	0	0	0
			Betting/Wagering	0	0	0
			Operating/Promoting/Assisting Gambling	0	0	0
			Gambling Equipment Violations	0	0	0
			Sports Tampering	0	0	0
			Pornography/Obscene Material	0	0	0
			Prostitution	0	0	0
			Assisting or Promoting Prostitution	0	0	0
			Purchasing Prostitution	0	0	0
			Weapon Law Violations	0	0	0
			Animal Cruelty	0	0	0
			Total Group A Offenses	1	0	0

(*) Offenses are counted using the FBI Units of Count for Crime

(**) The 'Arrests' column shows arrests made for incidents during the selected period, regardless of arrest date. Arrest counts for the same period may change over time.

VMI Police Department - VA0810300 - NIBRS Agency Crime Overview - 2020

2020 Population Estimate			N/A	Offenses (*)	Arrests (**)	
				Reported	Adult	Juvenile
Law Enforcement Employees						
Sworn Male	11		Murder and Nonnegligent Manslaughter	0	0	0
Sworn Female	1		Negligent Manslaughter	0	0	0
Civilian Male	0		Kidnapping/Abduction	0	0	0
Civilian Female	1		Forcible Rape	1	0	0
Total:	13		Forcible Sodomy	0	0	0
			Sexual Assault With An Object	0	0	0
			Forcible Fondling	1	0	0
			Incest	0	0	0
Incident Total	28		Statutory Rape	0	0	0
Offense Total	31		Aggravated Assault	0	0	0
Group A Crimes per 100,000 population	N/A		Simple Assault	1	0	0
			Intimidation	1	0	0
			Human Trafficking, Commercial Sex Acts	0	0	0
			Human Trafficking, Involuntary Servitude	0	0	0
Arrest Overview			Crimes Against Property			
Total Arrests	3		Arson	0	0	0
Adult Arrests	3		Bribery	0	0	0
Juvenile Arrests	0		Burglary/Breaking & Entering	2	0	0
Unknown Age	0		Counterfeiting/Forgery	0	0	0
Arrests per 100,000 population	N/A		Destruction/Damage/Vandalism of Property	8	0	0
			Embezzlement	0	0	0
			Extortion/Blackmail	0	0	0
			False Pretenses/Swindle/Confidence Game	0	0	0
			Credit Card/Automatic Teller Fraud	1	0	0
			Impersonation	0	0	0
			Welfare Fraud	0	0	0
			Wire Fraud	0	0	0
			Identity Theft	0	0	0
			Hacking/Computer Invasion	0	0	0
			Robbery	1	0	0
			Pocket-picking	3	0	0
			Purse-snatching	0	0	0
			Shoplifting	0	0	0
			Theft From Building	4	0	0
			Theft From Coin Operated Machine or Device	0	0	0
			Theft From Motor Vehicle	3	0	0
			Theft of Motor Vehicle Parts/Accessories	1	0	0
			All Other Larceny	2	0	0
			Motor Vehicle Theft	0	0	0
			Stolen Property Offenses	0	0	0
			Crimes Against Society			
			Drug/Narcotic Violations	2	0	0
			Drug Equipment Violations	0	0	0
			Betting/Wagering	0	0	0
			Operating/Promoting/Assisting Gambling	0	0	0
			Gambling Equipment Violations	0	0	0
			Sports Tampering	0	0	0
			Pornography/Obscene Material	0	0	0
			Prostitution	0	0	0
			Assisting or Promoting Prostitution	0	0	0
			Purchasing Prostitution	0	0	0
			Weapon Law Violations	0	0	0
			Animal Cruelty	0	0	0
			Total Group A Offenses	31	0	0
Group B Arrests						
Offense	Adult	Juvenile				
Bad Checks	0	0				
Curfew/Loitering/Vagrancy Violations	0	0				
Disorderly Conduct	0	0				
Driving Under the Influence	0	0				
Drunkenness	3	0				
Family Offenses (Nonviolent)	0	0				
Liquor Law Violations	0	0				
Keeping Tom	0	0				
Trespass of Real Property	0	0				
All Other Offenses	0	0				
Total Group B	3	0				

(*) Offenses are counted using the FBI Units of Count for Crime

(**) The 'Arrests' column shows arrests made for incidents during the selected period, regardless of arrest date. Arrest counts for the same period may change over time.

William and Mary Police Department - VA1300100 - NIBRS Agency Crime Overview - 2020

2020 Population Estimate			N/A	Offenses (*)	Arrests (**)	
				Reported	Adult	Juvenile
Law Enforcement Employees						
Sworn Male	14		Murder and Nonnegligent Manslaughter	0	0	0
Sworn Female	7		Negligent Manslaughter	0	0	0
Civilian Male	1		Kidnapping/Abduction	0	0	0
Civilian Female	5		Forcible Rape	0	0	0
Total:	27		Forcible Sodomy	0	0	0
			Sexual Assault With An Object	0	0	0
			Forcible Fondling	0	0	
Offense Overview			Incest	0	0	0
Incident Total	83		Statutory Rape	0	0	0
Offense Total	86		Aggravated Assault	0	0	0
Group A Crimes per 100,000 population	N/A		Simple Assault	1	0	0
			Intimidation	0	0	0
			Human Trafficking, Commercial Sex Acts	0	0	0
			Human Trafficking, Involuntary Servitude	0	0	0
Arrest Overview			Crimes Against Property			
Total Arrests	10		Arson	0	0	0
Adult Arrests	10		Bribery	0	0	0
Juvenile Arrests	0		Burglary/Breaking & Entering	3	2	0
Unknown Age	0		Counterfeiting/Forgery	1	0	0
Arrests per 100,000 population	N/A		Destruction/Damage/Vandalism of Property	20	0	0
			Embezzlement	0	0	0
			Extortion/Blackmail	3	0	0
			False Pretenses/Swindle/Confidence Game	1	0	0
			Credit Card/Automatic Teller Fraud	1	0	0
			Impersonation	0	0	0
			Welfare Fraud	0	0	0
Group B Arrests			Wire Fraud	0	0	0
Offense	Adult	Juvenile	Identity Theft	0	0	0
Bad Checks	0	0	Hacking/Computer Invasion	1	0	0
Curfew/Loitering/Vagrancy Violations	0	0	Robbery	0	0	0
Disorderly Conduct	0	0	Pocket-picking	0	0	0
Driving Under the Influence	0	0	Purse-snatching	0	0	0
Drunkenness	1	0	Shoplifting	0	0	0
Family Offenses (Nonviolent)	0	0	Theft From Building	3	0	0
Liquor Law Violations	0	0	Theft From Coin Operated Machine or Device	0	0	0
Loitering/Trespassing	0	0	Theft From Motor Vehicle	0	0	0
Respass of Real Property	0	0	Theft of Motor Vehicle Parts/Accessories	1	0	0
All Other Offenses	1	0	All Other Larceny	41	4	0
Total Group B	2	0	Motor Vehicle Theft	0	0	0
			Stolen Property Offenses	0	0	0
			Crimes Against Society			
			Drug/Narcotic Violations	10	2	0
			Drug Equipment Violations	0	0	0
			Betting/Wagering	0	0	0
			Operating/Promoting/Assisting Gambling	0	0	0
			Gambling Equipment Violations	0	0	0
			Sports Tampering	0	0	0
			Pornography/Obscene Material	0	0	0
			Prostitution	0	0	0
			Assisting or Promoting Prostitution	0	0	0
			Purchasing Prostitution	0	0	0
			Weapon Law Violations	0	0	0
			Animal Cruelty	0	0	0
			Total Group A Offenses	86	8	0

(*) Offenses are counted using the FBI Units of Count for Crime

(**) The 'Arrests' column shows arrests made for incidents during the selected period, regardless of arrest date. Arrest counts for the same period may change over time.

Alcoholic Beverage Control Authority - VA0430300 - NIBRS Agency Crime Overview - 2020

2020 Population Estimate			N/A	Offenses (*)	Arrests (**)	
				Reported	Adult	Juvenile
Law Enforcement Employees						
Sworn Male	72		Murder and Nonnegligent Manslaughter	0	0	0
Sworn Female	19		Negligent Manslaughter	0	0	0
Civilian Male	50		Kidnapping/Abduction	0	0	0
Civilian Female	80		Forcible Rape	0	0	0
			Forcible Sodomy	0	0	0
Total:	221		Sexual Assault With An Object	0	0	0
			Forcible Fondling	0	0	
			Incest	0	0	0
Incident Total	18		Statutory Rape	0	0	0
Offense Total	20		Aggravated Assault	0	0	0
Group A Crimes per 100,000 population	N/A		Simple Assault	1	1	0
			Intimidation	0	0	0
			Human Trafficking, Commercial Sex Acts	0	0	0
			Human Trafficking, Involuntary Servitude	0	0	0
Arrest Overview			Crimes Against Property			
Total Arrests	56		Arson	0	0	0
Adult Arrests	56		Bribery	0	0	0
Juvenile Arrests	0		Burglary/Breaking & Entering	0	0	0
Unknown Age	0		Counterfeiting/Forgery	2	0	0
Arrests per 100,000 population	N/A		Destruction/Damage/Vandalism of Property	1	0	0
			Embezzlement	7	2	0
			Extortion/Blackmail	0	0	0
			False Pretenses/Swindle/Confidence Game	0	0	0
			Credit Card/Automatic Teller Fraud	0	0	0
			Impersonation	0	0	0
			Welfare Fraud	0	0	0
Group B Arrests			Wire Fraud	0	0	0
Offense	Adult	Juvenile	Identity Theft	0	0	0
Bad Checks	0	0	Hacking/Computer Invasion	0	0	0
Curfew/Loitering/Vagrancy Violations	0	0	Robbery	0	0	0
Disorderly Conduct	0	0	Pocket-picking	0	0	0
Driving Under the Influence	0	0	Purse-snatching	0	0	0
Drunkenness	0	0	Shoplifting	0	0	0
Family Offenses (Nonviolent)	0	0	Theft From Building	0	0	0
Liquor Law Violations	45	0	Theft From Coin Operated Machine or Device	0	0	0
Loitering/Trespassing	0	0	Theft From Motor Vehicle	0	0	0
Misconduct of Real Property	1	0	Theft of Motor Vehicle Parts/Accessories	0	0	0
All Other Offenses	4	0	All Other Larceny	7	2	0
			Motor Vehicle Theft	0	0	0
Total Group B	50	0	Stolen Property Offenses	0	0	0
			Crimes Against Society			
			Drug/Narcotic Violations	1	1	0
			Drug Equipment Violations	0	0	0
			Betting/Wagering	0	0	0
			Operating/Promoting/Assisting Gambling	0	0	0
			Gambling Equipment Violations	0	0	0
			Sports Tampering	0	0	0
			Pornography/Obscene Material	0	0	0
			Prostitution	0	0	0
			Assisting or Promoting Prostitution	0	0	0
			Purchasing Prostitution	0	0	0
			Weapon Law Violations	1	0	0
			Animal Cruelty	0	0	0
			Total Group A Offenses	20	6	0

(*) Offenses are counted using the FBI Units of Count for Crime

(**) The 'Arrests' column shows arrests made for incidents during the selected period, regardless of arrest date. Arrest counts for the same period may change over time.

Capitol Police Department - VA1220300 - NIBRS Agency Crime Overview - 2020

2020 Population Estimate		N/A		Offenses (*)	Arrests (**)	
Law Enforcement Employees				Reported	Adult	Juvenile
Sworn Male		61	Murder and Nonnegligent Manslaughter	0	0	0
Sworn Female		7	Negligent Manslaughter	0	0	0
Civilian Male		1	Kidnapping/Abduction	0	0	0
Civilian Female		11	Forcible Rape	0	0	0
Total:		80	Forcible Sodomy	0	0	0
			Sexual Assault With An Object	0	0	0
			Forcible Fondling	0	0	0
			Incest	0	0	0
Incident Total		117	Statutory Rape	0	0	0
Offense Total		125	Aggravated Assault	3	0	0
Group A Crimes per 100,000 population		N/A	Simple Assault	6	2	0
			Intimidation	73	0	0
			Human Trafficking, Commercial Sex Acts	0	0	0
			Human Trafficking, Involuntary Servitude	0	0	0
Arrest Overview			Crimes Against Property			
Total Arrests		25	Arson	0	0	0
Adult Arrests		25	Bribery	0	0	0
Juvenile Arrests		0	Burglary/Breaking & Entering	1	1	0
Unknown Age		0	Counterfeiting/Forgery	1	1	0
Arrests per 100,000 population		N/A	Destruction/Damage/Vandalism of Property	24	2	0
			Embezzlement	0	0	0
			Extortion/Blackmail	0	0	0
			False Pretenses/Swindle/Confidence Game	3	0	0
			Credit Card/Automatic Teller Fraud	0	0	0
			Impersonation	0	0	0
			Welfare Fraud	0	0	0
			Wire Fraud	0	0	0
			Identity Theft	0	0	0
			Hacking/Computer Invasion	0	0	0
			Robbery	0	0	0
			Pocket-picking	0	0	0
			Purse-snatching	0	0	0
			Shoplifting	0	0	0
			Theft From Building	8	0	0
			Theft From Coin Operated Machine or Device	0	0	0
			Theft From Motor Vehicle	0	0	0
			Theft of Motor Vehicle Parts/Accessories	0	0	0
			All Other Larceny	2	0	0
			Motor Vehicle Theft	0	0	0
			Stolen Property Offenses	1	1	0
			Crimes Against Society			
			Drug/Narcotic Violations	1	1	0
			Drug Equipment Violations	0	0	0
			Betting/Wagering	0	0	0
			Operating/Promoting/Assisting Gambling	0	0	0
			Gambling Equipment Violations	0	0	0
			Sports Tampering	0	0	0
			Pornography/Obscene Material	0	0	0
			Prostitution	0	0	0
			Assisting or Promoting Prostitution	0	0	0
			Purchasing Prostitution	0	0	0
			Weapon Law Violations	2	1	0
			Animal Cruelty	0	0	0
			Total Group A Offenses	125	9	0
Group B Arrests						
Offense	Adult	Juvenile				
Bad Checks	0	0				
Curfew/Loitering/Vagrancy Violations	0	0				
Disorderly Conduct	0	0				
Driving Under the Influence	6	0				
Drunkenness	2	0				
Family Offenses (Nonviolent)	0	0				
Liquor Law Violations	0	0				
Peeping Tom	0	0				
Trespass of Real Property	4	0				
All Other Offenses	4	0				
Total Group B	16	0				

(*) Offenses are counted using the FBI Units of Count for Crime

(**) The 'Arrests' column shows arrests made for incidents during the selected period, regardless of arrest date. Arrest counts for the same period may change over time.

Department of Conservation and Recreation - VA1221000 - NIBRS Agency Crime Overview - 2020

2020 Population Estimate		N/A	Offenses (*)		Arrests (**)	
			Group A Offenses	Reported	Adult	Juvenile
Law Enforcement Employees			Crimes Against Persons			
Sworn Male	81		Murder and Nonnegligent Manslaughter	0	0	0
Sworn Female	10		Negligent Manslaughter	0	0	0
Civilian Male	0		Kidnapping/Abduction	0	0	0
Civilian Female	0		Forcible Rape	0	0	0
Total:	91		Forcible Sodomy	0	0	0
			Sexual Assault With An Object	0	0	0
			Forcible Fondling	0	0	0
			Incest	0	0	0
Incident Total	134		Statutory Rape	0	0	0
Offense Total	145		Aggravated Assault	0	0	0
Group A Crimes per 100,000 population	N/A		Simple Assault	12	6	0
			Intimidation	1	0	0
			Human Trafficking, Commercial Sex Acts	0	0	0
			Human Trafficking, Involuntary Servitude	0	0	0
Arrest Overview			Crimes Against Property			
Total Arrests	376		Arson	1	0	0
Adult Arrests	375		Bribery	0	0	0
Juvenile Arrests	1		Burglary/Breaking & Entering	1	0	0
Unknown Age	0		Counterfeiting/Forgery	0	0	0
Arrests per 100,000 population	N/A		Destruction/Damage/Vandalism of Property	20	2	0
			Embezzlement	0	0	0
			Extortion/Blackmail	0	0	0
			False Pretenses/Swindle/Confidence Game	0	0	0
			Credit Card/Automatic Teller Fraud	0	0	0
			Impersonation	0	0	0
Group B Arrests			Welfare Fraud	0	0	0
Offense	Adult	Juvenile	Wire Fraud	0	0	0
Bad Checks	0	0	Identity Theft	0	0	0
Curfew/Loitering/Vagrancy Violations	0	0	Hacking/Computer Invasion	0	0	0
Disorderly Conduct	0	0	Robbery	0	0	0
Driving Under the Influence	7	0	Pocket-picking	0	0	0
Drunkenness	7	0	Purse-snatching	0	0	0
Family Offenses (Nonviolent)	0	0	Shoplifting	0	0	0
Liquor Law Violations	29	0	Theft From Building	0	0	0
Peeping Tom	0	0	Theft From Coin Operated Machine or Device	1	0	0
Trespass of Real Property	7	0	Theft From Motor Vehicle	8	0	0
All Other Offenses	302	1	Theft of Motor Vehicle Parts/Accessories	0	0	0
Total Group B	352	1	All Other Larceny	70	3	0
			Motor Vehicle Theft	0	0	0
			Stolen Property Offenses	0	0	0
			Crimes Against Society			
			Drug/Narcotic Violations	27	10	0
			Drug Equipment Violations	0	0	0
			Betting/Wagering	0	0	0
			Operating/Promoting/Assisting Gambling	0	0	0
			Gambling Equipment Violations	0	0	0
			Sports Tampering	0	0	0
			Pornography/Obscene Material	0	0	0
			Prostitution	0	0	0
			Assisting or Promoting Prostitution	0	0	0
			Purchasing Prostitution	0	0	0
			Weapon Law Violations	4	2	0
			Animal Cruelty	0	0	0
			Total Group A Offenses	145	23	0

(*) Offenses are counted using the FBI Units of Count for Crime

(**) The 'Arrests' column shows arrests made for incidents during the selected period, regardless of arrest date. Arrest counts for the same period may change over time.

Department Of Motor Vehicles Law Enforcement - VADMVRH00 - NIBRS Agency Crime Overview - 2020

2020 Population Estimate			N/A	Offenses (*)		Arrests (**)	
				Reported	Adult	Juvenile	
Law Enforcement Employees				Crimes Against Persons			
Sworn Male	67		Murder and Nonnegligent Manslaughter	0	0	0	
Sworn Female	9		Negligent Manslaughter	0	0	0	
Civilian Male	0		Kidnapping/Abduction	1	0	0	
Civilian Female	11		Forcible Rape	0	0	0	
Total:	87		Forcible Sodomy	0	0	0	
			Sexual Assault With An Object	0	0	0	
			Forcible Fondling	0	0	0	
Offense Overview			Incest	0	0	0	
Incident Total	342		Statutory Rape	0	0	0	
Offense Total	396		Aggravated Assault	0	0	0	
Group A Crimes per 100,000 population	N/A		Simple Assault	6	1	0	
			Intimidation	5	0	0	
			Human Trafficking, Commercial Sex Acts	0	0	0	
			Human Trafficking, Involuntary Servitude	0	0	0	
Arrest Overview			Crimes Against Property				
Total Arrests	212		Arson	0	0	0	
Adult Arrests	210		Bribery	3	0	0	
Juvenile Arrests	2		Burglary/Breaking & Entering	0	0	0	
Unknown Age	0		Counterfeiting/Forgery	185	16	1	
Arrests per 100,000 population	N/A		Destruction/Damage/Vandalism of Property	4	0	0	
			Embezzlement	13	1	0	
			Extortion/Blackmail	0	0	0	
			False Pretenses/Swindle/Confidence Game	106	5	0	
			Credit Card/Automatic Teller Fraud	1	0	0	
			Impersonation	0	0	0	
			Welfare Fraud	0	0	0	
Group B Arrests			Wire Fraud	0	0	0	
Offense	Adult	Juvenile	Identity Theft	0	0	0	
Bad Checks	1	0	Hacking/Computer Invasion	0	0	0	
Curfew/Loitering/Vagrancy Violations	0	0	Robbery	0	0	0	
Disorderly Conduct	2	0	Pocket-picking	0	0	0	
Driving Under the Influence	0	0	Purse-snatching	0	0	0	
Drunkenness	0	0	Shoplifting	0	0	0	
Family Offenses (Nonviolent)	0	0	Theft From Building	0	0	0	
Liquor Law Violations	0	0	Theft From Coin Operated Machine or Device	0	0	0	
Peeping Tom	0	0	Theft From Motor Vehicle	0	0	0	
Trespass of Real Property	1	0	Theft of Motor Vehicle Parts/Accessories	0	0	0	
All Other Offenses	181	1	All Other Larceny	15	1	0	
Total Group B	185	1	Motor Vehicle Theft	41	0	0	
			Stolen Property Offenses	15	0	0	
			Crimes Against Society				
			Drug/Narcotic Violations	1	1	0	
			Drug Equipment Violations	0	0	0	
			Betting/Wagering	0	0	0	
			Operating/Promoting/Assisting Gambling	0	0	0	
			Gambling Equipment Violations	0	0	0	
			Sports Tampering	0	0	0	
			Pornography/Obscene Material	0	0	0	
			Prostitution	0	0	0	
			Assisting or Promoting Prostitution	0	0	0	
			Purchasing Prostitution	0	0	0	
			Weapon Law Violations	0	0	0	
			Animal Cruelty	0	0	0	
			Total Group A Offenses	396	25	1	

(*) Offenses are counted using the FBI Units of Count for Crime

(**) The 'Arrests' column shows arrests made for incidents during the selected period, regardless of arrest date. Arrest counts for the same period may change over time.

Department of Wildlife Resources - VA1220500 - NIBRS Agency Crime Overview - 2020

2020 Population Estimate		N/A		Offenses (*)	Arrests (**)	
Law Enforcement Employees		N/A		Reported	Adult	Juvenile
Group A Offenses						
Crimes Against Persons						
Sworn Male	139	Murder and Nonnegligent Manslaughter		0	0	0
Sworn Female	8	Negligent Manslaughter		1	1	0
Civilian Male	5	Kidnapping/Abduction		0	0	0
Civilian Female	15	Forcible Rape		0	0	0
Total:	167	Forcible Sodomy		0	0	0
Offense Overview		Sexual Assault With An Object		0	0	0
Incident Total	413	Forcible Fondling		0	0	0
Offense Total	451	Incest		0	0	0
Group A Crimes per 100,000 population	N/A	Statutory Rape		0	0	0
Arrest Overview		Aggravated Assault		1	1	0
Total Arrests	4,137	Simple Assault		11	1	0
Adult Arrests	4,059	Intimidation		3	3	0
Juvenile Arrests	78	Human Trafficking, Commercial Sex Acts		0	0	0
Unknown Age	0	Human Trafficking, Involuntary Servitude		0	0	0
Arrests per 100,000 population	N/A	Crimes Against Property				
		Arson		0	0	0
		Bribery		0	0	0
		Burglary/Breaking & Entering		0	0	0
		Counterfeiting/Forgery		7	6	0
		Destruction/Damage/Vandalism of Property		32	17	3
		Embezzlement		1	0	0
		Extortion/Blackmail		0	0	0
		False Pretenses/Swindle/Confidence Game		36	25	0
		Credit Card/Automatic Teller Fraud		0	0	0
		Impersonation		1	0	0
		Welfare Fraud		0	0	0
		Wire Fraud		0	0	0
		Identity Theft		0	0	0
		Hacking/Computer Invasion		0	0	0
		Robbery		0	0	0
		Pocket-picking		1	0	0
		Purse-snatching		0	0	0
		Shoplifting		0	0	0
		Theft From Building		0	0	0
		Theft From Coin Operated Machine or Device		0	0	0
		Theft From Motor Vehicle		0	0	0
		Theft of Motor Vehicle Parts/Accessories		0	0	0
		All Other Larceny		29	6	0
		Motor Vehicle Theft		0	0	0
		Stolen Property Offenses		1	0	0
		Crimes Against Society				
		Drug/Narcotic Violations		76	48	4
		Drug Equipment Violations		7	6	0
		Betting/Wagering		0	0	0
		Operating/Promoting/Assisting Gambling		0	0	0
		Gambling Equipment Violations		0	0	0
		Sports Tampering		0	0	0
		Pornography/Obscene Material		0	0	0
		Prostitution		0	0	0
		Assisting or Promoting Prostitution		0	0	0
		Purchasing Prostitution		0	0	0
		Weapon Law Violations		244	173	6
		Animal Cruelty		0	0	0
		Total Group A Offenses		451	287	13

(*) Offenses are counted using the FBI Units of Count for Crime

(**) The 'Arrests' column shows arrests made for incidents during the selected period, regardless of arrest date. Arrest counts for the same period may change over time.

Metropolitan Washington Airports Authority Police - VAMWA0000 - NIBRS Agency Crime Overview - 2020

2020 Population Estimate		N/A		Offenses (*)	Arrests (**)	
Law Enforcement Employees				Reported	Adult	Juvenile
		Group A Offenses				
		Crimes Against Persons				
Sworn Male	176	Murder and Nonnegligent Manslaughter		0	0	0
Sworn Female	45	Negligent Manslaughter		0	0	0
Civilian Male	35	Kidnapping/Abduction		0	0	0
Civilian Female	23	Forcible Rape		0	0	0
Total:	279	Forcible Sodomy		0	0	0
		Sexual Assault With An Object		0	0	0
		Forcible Fondling		0	0	0
		Incest		0	0	0
Incident Total	820	Statutory Rape		0	0	0
Offense Total	835	Aggravated Assault		7	5	0
Group A Crimes per 100,000 population	N/A	Simple Assault		31	5	0
		Intimidation		0	0	0
		Human Trafficking, Commercial Sex Acts		0	0	0
		Human Trafficking, Involuntary Servitude		0	0	0
		Crimes Against Property				
Total Arrests	287	Arson		0	0	0
Adult Arrests	287	Bribery		0	0	0
Juvenile Arrests	0	Burglary/Breaking & Entering		0	0	0
Unknown Age	0	Counterfeiting/Forgery		6	4	0
Arrests per 100,000 population	N/A	Destruction/Damage/Vandalism of Property		31	0	0
		Embezzlement		0	0	0
		Extortion/Blackmail		0	0	0
		False Pretenses/Swindle/Confidence Game		76	2	0
		Credit Card/Automatic Teller Fraud		3	1	0
		Impersonation		3	4	0
		Welfare Fraud		0	0	0
		Wire Fraud		0	0	0
		Identity Theft		0	0	0
		Hacking/Computer Invasion		0	0	0
		Robbery		0	0	0
		Pocket-picking		0	0	0
		Purse-snatching		0	0	0
		Shoplifting		6	2	0
		Theft From Building		0	0	0
		Theft From Coin Operated Machine or Device		0	0	0
		Theft From Motor Vehicle		23	0	0
		Theft of Motor Vehicle Parts/Accessories		0	0	0
		All Other Larceny		139	17	0
		Motor Vehicle Theft		27	10	0
		Stolen Property Offenses		4	0	0
		Crimes Against Society				
		Drug/Narcotic Violations		83	58	0
		Drug Equipment Violations		0	0	0
		Betting/Wagering		0	0	0
		Operating/Promoting/Assisting Gambling		0	0	0
		Gambling Equipment Violations		0	0	0
		Sports Tampering		0	0	0
		Pornography/Obscene Material		0	0	0
		Prostitution		0	0	0
		Assisting or Promoting Prostitution		0	0	0
		Purchasing Prostitution		0	0	0
		Weapon Law Violations		396	29	0
		Animal Cruelty		0	0	0
		Total Group A Offenses		835	137	0

Group B Arrests			
Offense	Adult	Juvenile	
Bad Checks	1	0	
Curfew/Loitering/Vagrancy Violations	0	0	
Disorderly Conduct	2	0	
Driving Under the Influence	39	0	
Drunkenness	50	0	
Family Offenses (Nonviolent)	0	0	
Liquor Law Violations	7	0	
Peeping Tom	0	0	
Trespass of Real Property	32	0	
All Other Offenses	19	0	
Total Group B	150	0	

(*) Offenses are counted using the FBI Units of Count for Crime

(**) The 'Arrests' column shows arrests made for incidents during the selected period, regardless of arrest date. Arrest counts for the same period may change over time.

Norfolk Airport Authority Police Department - VA1300900 - NIBRS Agency Crime Overview - 2020

2020 Population Estimate		N/A	Offenses (*)		Arrests (**)	
			Reported	Adult	Juvenile	
Law Enforcement Employees						
			Crimes Against Persons			
Sworn Male	29	Murder and Nonnegligent Manslaughter	0	0	0	
Sworn Female	6	Negligent Manslaughter	0	0	0	
Civilian Male	2	Kidnapping/Abduction	0	0	0	
Civilian Female	6	Forcible Rape	0	0	0	
		Forcible Sodomy	0	0	0	
Total:	43	Sexual Assault With An Object	0	0	0	
		Forcible Fondling	0	0	0	
		Incest	0	0	0	
Incident Total	72	Statutory Rape	0	0	0	
Offense Total	76	Aggravated Assault	0	0	0	
Group A Crimes per 100,000 population	N/A	Simple Assault	8	1	0	
		Intimidation	0	0	0	
		Human Trafficking, Commercial Sex Acts	0	0	0	
		Human Trafficking, Involuntary Servitude	0	0	0	
Arrest Overview		Crimes Against Property				
Total Arrests	34	Arson	0	0	0	
Adult Arrests	34	Bribery	0	0	0	
Juvenile Arrests	0	Burglary/Breaking & Entering	0	0	0	
Unknown Age	0	Counterfeiting/Forgery	1	0	0	
Arrests per 100,000 population	N/A	Destruction/Damage/Vandalism of Property	1	0	0	
		Embezzlement	1	0	0	
		Extortion/Blackmail	0	0	0	
		False Pretenses/Swindle/Confidence Game	6	0	0	
		Credit Card/Automatic Teller Fraud	2	0	0	
		Impersonation	0	0	0	
		Welfare Fraud	0	0	0	
		Wire Fraud	0	0	0	
		Identity Theft	1	0	0	
		Hacking/Computer Invasion	0	0	0	
		Robbery	0	0	0	
		Pocket-picking	0	0	0	
		Purse-snatching	0	0	0	
		Shoplifting	1	0	0	
		Theft From Building	0	0	0	
		Theft From Coin Operated Machine or Device	0	0	0	
		Theft From Motor Vehicle	3	0	0	
		Theft of Motor Vehicle Parts/Accessories	1	0	0	
		All Other Larceny	25	1	0	
		Motor Vehicle Theft	6	0	0	
		Stolen Property Offenses	0	0	0	
		Crimes Against Society				
		Drug/Narcotic Violations	8	6	0	
		Drug Equipment Violations	1	0	0	
		Betting/Wagering	0	0	0	
		Operating/Promoting/Assisting Gambling	0	0	0	
		Gambling Equipment Violations	0	0	0	
		Sports Tampering	0	0	0	
		Pornography/Obscene Material	0	0	0	
		Prostitution	0	0	0	
		Assisting or Promoting Prostitution	0	0	0	
		Purchasing Prostitution	0	0	0	
		Weapon Law Violations	11	11	0	
		Animal Cruelty	0	0	0	
		Total Group A Offenses	76	19	0	
Group B Arrests						
Offense	Adult	Juvenile				
Bad Checks	0	0				
Curfew/Loitering/Vagrancy Violations	0	0				
Disorderly Conduct	10	0				
Driving Under the Influence	1	0				
Drunkenness	1	0				
Family Offenses (Nonviolent)	0	0				
Liquor Law Violations	1	0				
Peeping Tom	0	0				
Trespass of Real Property	2	0				
All Other Offenses	0	0				
Total Group B	15	0				

(*) Offenses are counted using the FBI Units of Count for Crime

(**) The 'Arrests' column shows arrests made for incidents during the selected period, regardless of arrest date. Arrest counts for the same period may change over time.

Richmond International Airport Police - VA1220400 - NIBRS Agency Crime Overview - 2020

2020 Population Estimate			N/A	Offenses (*)	Arrests (**)	
				Reported	Adult	Juvenile
Law Enforcement Employees						
Sworn Male	20		Murder and Nonnegligent Manslaughter	0	0	0
Sworn Female	3		Negligent Manslaughter	0	0	0
Civilian Male	1		Kidnapping/Abduction	0	0	0
Civilian Female	7		Forcible Rape	0	0	0
Total:	31		Forcible Sodomy	0	0	0
			Sexual Assault With An Object	0	0	0
			Forcible Fondling	0	0	
Offense Overview			Incest	0	0	0
Incident Total	96		Statutory Rape	0	0	0
Offense Total	101		Aggravated Assault	1	0	0
Group A Crimes per 100,000 population	N/A		Simple Assault	3	0	0
			Intimidation	0	0	0
			Human Trafficking, Commercial Sex Acts	0	0	0
			Human Trafficking, Involuntary Servitude	0	0	0
Arrest Overview			Crimes Against Property			
Total Arrests	42		Arson	0	0	0
Adult Arrests	42		Bribery	0	0	0
Juvenile Arrests	0		Burglary/Breaking & Entering	0	0	0
Unknown Age	0		Counterfeiting/Forgery	2	1	0
Arrests per 100,000 population	N/A		Destruction/Damage/Vandalism of Property	8	0	0
			Embezzlement	1	0	0
			Extortion/Blackmail	0	0	0
			False Pretenses/Swindle/Confidence Game	21	0	0
			Credit Card/Automatic Teller Fraud	0	0	0
			Impersonation	0	0	0
			Welfare Fraud	0	0	0
Group B Arrests			Wire Fraud	0	0	0
Offense	Adult	Juvenile	Identity Theft	0	0	0
Bad Checks	0	0	Hacking/Computer Invasion	0	0	0
Curfew/Loitering/Vagrancy Violations	0	0	Robbery	0	0	0
Disorderly Conduct	1	0	Pocket-picking	0	0	0
Driving Under the Influence	2	0	Purse-snatching	0	0	0
Drunkenness	9	0	Shoplifting	0	0	0
Family Offenses (Nonviolent)	0	0	Theft From Building	1	1	0
Liquor Law Violations	0	0	Theft From Coin Operated Machine or Device	0	0	0
Loitering/Trespassing	0	0	Theft From Motor Vehicle	3	0	0
Respass of Real Property	1	0	Theft of Motor Vehicle Parts/Accessories	1	0	0
All Other Offenses	1	0	All Other Larceny	8	5	0
Total Group B	14	0	Motor Vehicle Theft	20	0	0
			Stolen Property Offenses	0	2	0
			Crimes Against Society			
			Drug/Narcotic Violations	13	8	0
			Drug Equipment Violations	0	0	0
			Betting/Wagering	0	0	0
			Operating/Promoting/Assisting Gambling	0	0	0
			Gambling Equipment Violations	0	0	0
			Sports Tampering	0	0	0
			Pornography/Obscene Material	0	0	0
			Prostitution	0	0	0
			Assisting or Promoting Prostitution	0	0	0
			Purchasing Prostitution	0	0	0
			Weapon Law Violations	19	11	0
			Animal Cruelty	0	0	0
			Total Group A Offenses	101	28	0

(*) Offenses are counted using the FBI Units of Count for Crime

(**) The 'Arrests' column shows arrests made for incidents during the selected period, regardless of arrest date. Arrest counts for the same period may change over time.

Virginia Marine Police Department - VA1160300 - NIBRS Agency Crime Overview - 2020

2020 Population Estimate			N/A	Offenses (*)		Arrests (**)	
				Reported	Adult	Juvenile	
Law Enforcement Employees			Group A Offenses				
			Crimes Against Persons				
Sworn Male	72		Murder and Nonnegligent Manslaughter	0	0	0	
Sworn Female	2		Negligent Manslaughter	0	0	0	
Civilian Male	4		Kidnapping/Abduction	0	0	0	
Civilian Female	2		Forcible Rape	0	0	0	
Total:	80		Forcible Sodomy	0	0	0	
			Sexual Assault With An Object	0	0	0	
			Forcible Fondling	0	0	0	
Offense Overview			Incest	0	0	0	
Incident Total	2		Statutory Rape	0	0	0	
Offense Total	2		Aggravated Assault	0	0	0	
Group A Crimes per 100,000 population	N/A		Simple Assault	0	0	0	
			Intimidation	0	0	0	
			Human Trafficking, Commercial Sex Acts	0	0	0	
			Human Trafficking, Involuntary Servitude	0	0	0	
Arrest Overview			Crimes Against Property				
Total Arrests	251		Arson	0	0	0	
Adult Arrests	247		Bribery	0	0	0	
Juvenile Arrests	4		Burglary/Breaking & Entering	0	0	0	
Unknown Age	0		Counterfeiting/Forgery	0	0	0	
Arrests per 100,000 population	N/A		Destruction/Damage/Vandalism of Property	0	0	0	
			Embezzlement	0	0	0	
			Extortion/Blackmail	0	0	0	
			False Pretenses/Swindle/Confidence Game	0	0	0	
			Credit Card/Automatic Teller Fraud	0	0	0	
			Impersonation	0	0	0	
			Welfare Fraud	0	0	0	
			Wire Fraud	0	0	0	
			Identity Theft	0	0	0	
			Hacking/Computer Invasion	0	0	0	
			Robbery	0	0	0	
			Pocket-picking	0	0	0	
			Purse-snatching	0	0	0	
			Shoplifting	0	0	0	
			Theft From Building	0	0	0	
			Theft From Coin Operated Machine or Device	0	0	0	
			Theft From Motor Vehicle	0	0	0	
			Theft of Motor Vehicle Parts/Accessories	0	0	0	
			All Other Larceny	1	0	0	
			Motor Vehicle Theft	0	0	0	
			Stolen Property Offenses	0	0	0	
			Crimes Against Society				
			Drug/Narcotic Violations	0	0	0	
			Drug Equipment Violations	1	0	0	
			Betting/Wagering	0	0	0	
			Operating/Promoting/Assisting Gambling	0	0	0	
			Gambling Equipment Violations	0	0	0	
			Sports Tampering	0	0	0	
			Pornography/Obscene Material	0	0	0	
			Prostitution	0	0	0	
			Assisting or Promoting Prostitution	0	0	0	
			Purchasing Prostitution	0	0	0	
			Weapon Law Violations	0	0	0	
			Animal Cruelty	0	0	0	
			Total Group A Offenses	2	0		
Group B Arrests							
Offense	Adult	Juvenile					
Bad Checks	0	0					
Curfew/Loitering/Vagrancy Violations	0	0					
Disorderly Conduct	0	0					
Driving Under the Influence	1	0					
Drunkenness	0	0					
Family Offenses (Nonviolent)	0	0					
Liquor Law Violations	0	0					
Peeping Tom	0	0					
Trespass of Real Property	13	0					
All Other Offenses	233	4					
Total Group B	247	4					

(*) Offenses are counted using the FBI Units of Count for Crime

(**) The 'Arrests' column shows arrests made for incidents during the selected period, regardless of arrest date. Arrest counts for the same period may change over time.

Virginia Port Authority - VA1300500 - NIBRS Agency Crime Overview - 2020

2020 Population Estimate		N/A	Offenses (*)		Arrests (**)	
			Reported	Adult	Juvenile	
Law Enforcement Employees			Group A Offenses			
			Crimes Against Persons			
Sworn Male	25		Murder and Nonnegligent Manslaughter	0	0	0
Sworn Female	12		Negligent Manslaughter	0	0	0
Civilian Male	3		Kidnapping/Abduction	0	0	0
Civilian Female	10		Forcible Rape	0	0	0
			Forcible Sodomy	0	0	0
Total:	50		Sexual Assault With An Object	0	0	0
			Forcible Fondling	0	0	0
			Incest	0	0	0
Incident Total	8		Statutory Rape	0	0	0
Offense Total	8		Aggravated Assault	0	0	0
Group A Crimes per 100,000 population	N/A		Simple Assault	5	0	0
			Intimidation	0	0	0
			Human Trafficking, Commercial Sex Acts	0	0	0
			Human Trafficking, Involuntary Servitude	0	0	0
Arrest Overview			Crimes Against Property			
Total Arrests	3		Arson	0	0	0
Adult Arrests	3		Bribery	0	0	0
Juvenile Arrests	0		Burglary/Breaking & Entering	0	0	0
Unknown Age	0		Counterfeiting/Forgery	0	0	0
Arrests per 100,000 population	N/A		Destruction/Damage/Vandalism of Property	0	0	0
			Embezzlement	0	0	0
			Extortion/Blackmail	0	0	0
			False Pretenses/Swindle/Confidence Game	0	0	0
			Credit Card/Automatic Teller Fraud	0	0	0
			Impersonation	0	0	0
			Welfare Fraud	0	0	0
			Wire Fraud	0	0	0
			Identity Theft	0	0	0
			Hacking/Computer Invasion	0	0	0
			Robbery	0	0	0
			Pocket-picking	0	0	0
			Purse-snatching	0	0	0
			Shoplifting	0	0	0
			Theft From Building	1	0	0
			Theft From Coin Operated Machine or Device	0	0	0
			Theft From Motor Vehicle	1	0	0
			Theft of Motor Vehicle Parts/Accessories	0	0	0
			All Other Larceny	1	0	0
			Motor Vehicle Theft	0	0	0
			Stolen Property Offenses	0	0	0
			Crimes Against Society			
			Drug/Narcotic Violations	0	0	0
			Drug Equipment Violations	0	0	0
			Betting/Wagering	0	0	0
			Operating/Promoting/Assisting Gambling	0	0	0
			Gambling Equipment Violations	0	0	0
			Sports Tampering	0	0	0
			Pornography/Obscene Material	0	0	0
			Prostitution	0	0	0
			Assisting or Promoting Prostitution	0	0	0
			Purchasing Prostitution	0	0	0
			Weapon Law Violations	0	0	0
			Animal Cruelty	0	0	0
			Total Group A Offenses	8	0	
Group B Arrests						
Offense	Adult	Juvenile				
Bad Checks	0	0				
Curfew/Loitering/Vagrancy Violations	0	0				
Disorderly Conduct	0	0				
Driving Under the Influence	1	0				
Drunkenness	0	0				
Family Offenses (Nonviolent)	0	0				
Liquor Law Violations	0	0				
Peeping Tom	0	0				
Trespass of Real Property	2	0				
All Other Offenses	0	0				
Total Group B	3	0				

(*) Offenses are counted using the FBI Units of Count for Crime

(**) The 'Arrests' column shows arrests made for incidents during the selected period, regardless of arrest date. Arrest counts for the same period may change over time.

State Police - Accomack CO - VA001SP00 - NIBRS Agency Crime Overview - 2020

2020 Population Estimate			N/A	Offenses (*)		Arrests (**)	
				Reported	Adult	Juvenile	
Law Enforcement Employees			Group A Offenses				
			Crimes Against Persons				
Sworn Male	0		Murder and Nonnegligent Manslaughter	0	0	0	
Sworn Female	0		Negligent Manslaughter	0	0	0	
Civilian Male	0		Kidnapping/Abduction	0	0	0	
Civilian Female	0		Forcible Rape	0	0	0	
Total:	0		Forcible Sodomy	0	0	0	
			Sexual Assault With An Object	0	0	0	
			Forcible Fondling	1	0	0	
Offense Overview			Incest	0	0	0	
Incident Total	89		Statutory Rape	0	0	0	
Offense Total	103		Aggravated Assault	9	2	0	
Group A Crimes per 100,000 population	N/A		Simple Assault	9	5	0	
			Intimidation	0	0	0	
			Human Trafficking, Commercial Sex Acts	0	0	0	
			Human Trafficking, Involuntary Servitude	0	0	0	
Arrest Overview			Crimes Against Property				
Total Arrests	118		Arson	3	0	0	
Adult Arrests	116		Bribery	0	0	0	
Juvenile Arrests	2		Burglary/Breaking & Entering	0	0	0	
Unknown Age	0		Counterfeiting/Forgery	6	5	0	
Arrests per 100,000 population	N/A		Destruction/Damage/Vandalism of Property	3	1	0	
			Embezzlement	1	1	0	
			Extortion/Blackmail	0	0	0	
			False Pretenses/Swindle/Confidence Game	22	7	0	
			Credit Card/Automatic Teller Fraud	1	0	0	
			Impersonation	1	0	0	
			Welfare Fraud	0	0	0	
			Wire Fraud	0	0	0	
			Identity Theft	2	1	0	
			Hacking/Computer Invasion	0	0	0	
			Robbery	0	0	0	
			Pocket-picking	0	0	0	
			Purse-snatching	0	0	0	
			Shoplifting	0	0	0	
			Theft From Building	0	0	0	
			Theft From Coin Operated Machine or Device	0	0	0	
			Theft From Motor Vehicle	0	0	0	
			Theft of Motor Vehicle Parts/Accessories	0	0	0	
			All Other Larceny	6	0	0	
			Motor Vehicle Theft	3	1	0	
			Stolen Property Offenses	3	1	0	
			Crimes Against Society				
			Drug/Narcotic Violations	22	14	0	
			Drug Equipment Violations	2	0	0	
			Betting/Wagering	0	0	0	
			Operating/Promoting/Assisting Gambling	0	0	0	
			Gambling Equipment Violations	0	0	0	
			Sports Tampering	0	0	0	
			Pornography/Obscene Material	0	0	0	
			Prostitution	0	0	0	
			Assisting or Promoting Prostitution	0	0	0	
			Purchasing Prostitution	0	0	0	
			Weapon Law Violations	9	3	0	
			Animal Cruelty	0	0	0	
			Total Group A Offenses	103	41		
Group B Arrests							
Offense	Adult	Juvenile					
Bad Checks	0	0					
Curfew/Loitering/Vagrancy Violations	0	0					
Disorderly Conduct	1	0					
Driving Under the Influence	52	2					
Drunkenness	5	0					
Family Offenses (Nonviolent)	0	0					
Liquor Law Violations	4	0					
Peeping Tom	0	0					
Trespass of Real Property	0	0					
All Other Offenses	13	0					
Total Group B	75	2					

(*) Offenses are counted using the FBI Units of Count for Crime

(**) The 'Arrests' column shows arrests made for incidents during the selected period, regardless of arrest date. Arrest counts for the same period may change over time.

State Police - Albemarle CO - VA002SP00 - NIBRS Agency Crime Overview - 2020

2020 Population Estimate			N/A	Offenses (*)	Arrests (**)	
				Reported	Adult	Juvenile
Law Enforcement Employees						
Sworn Male		0	Murder and Nonnegligent Manslaughter	0	0	0
Sworn Female		0	Negligent Manslaughter	0	0	0
Civilian Male		0	Kidnapping/Abduction	0	0	0
Civilian Female		0	Forcible Rape	0	0	0
Total:		0	Forcible Sodomy	0	0	0
			Sexual Assault With An Object	0	0	0
			Forcible Fondling	0	0	0
			Incest	0	0	0
Incident Total		57	Statutory Rape	0	0	0
Offense Total		64	Aggravated Assault	0	0	0
Group A Crimes per 100,000 population		N/A	Simple Assault	3	0	0
			Intimidation	0	0	0
			Human Trafficking, Commercial Sex Acts	0	0	0
			Human Trafficking, Involuntary Servitude	0	0	0
Arrest Overview			Crimes Against Property			
Total Arrests		69	Arson	0	0	0
Adult Arrests		67	Bribery	0	0	0
Juvenile Arrests		2	Burglary/Breaking & Entering	0	0	0
Unknown Age		0	Counterfeiting/Forgery	1	0	0
Arrests per 100,000 population		N/A	Destruction/Damage/Vandalism of Property	1	0	0
			Embezzlement	0	0	0
			Extortion/Blackmail	0	0	0
			False Pretenses/Swindle/Confidence Game	20	3	0
			Credit Card/Automatic Teller Fraud	0	0	0
			Impersonation	1	1	0
Group B Arrests			Welfare Fraud	0	0	0
Offense	Adult	Juvenile	Wire Fraud	0	0	0
Bad Checks	0	0	Identity Theft	0	0	0
Curfew/Loitering/Vagrancy Violations	0	1	Hacking/Computer Invasion	0	0	0
Disorderly Conduct	0	0	Robbery	0	0	0
Driving Under the Influence	29	0	Pocket-picking	0	0	0
Drunkenness	2	0	Purse-snatching	0	0	0
Family Offenses (Nonviolent)	0	0	Shoplifting	0	0	0
Liquor Law Violations	0	1	Theft From Building	0	0	0
Loitering Tom	0	0	Theft From Coin Operated Machine or Device	0	0	0
Respass of Real Property	0	0	Theft From Motor Vehicle	0	0	0
All Other Offenses	8	0	Theft of Motor Vehicle Parts/Accessories	0	0	0
Total Group B	39	2	All Other Larceny	2	0	0
			Motor Vehicle Theft	0	0	0
			Stolen Property Offenses	1	0	0
			Crimes Against Society			
			Drug/Narcotic Violations	28	21	0
			Drug Equipment Violations	1	1	0
			Betting/Wagering	0	0	0
			Operating/Promoting/Assisting Gambling	0	0	0
			Gambling Equipment Violations	0	0	0
			Sports Tampering	0	0	0
			Pornography/Obscene Material	1	1	0
			Prostitution	0	0	0
			Assisting or Promoting Prostitution	0	0	0
			Purchasing Prostitution	0	0	0
			Weapon Law Violations	5	1	0
			Animal Cruelty	0	0	0
			Total Group A Offenses	64	28	0

(*) Offenses are counted using the FBI Units of Count for Crime

(**) The 'Arrests' column shows arrests made for incidents during the selected period, regardless of arrest date. Arrest counts for the same period may change over time.

State Police - Alexandria - VA099SP00 - NIBRS Agency Crime Overview - 2020

2020 Population Estimate			N/A	Offenses (*)		Arrests (**)	
				Reported	Adult	Juvenile	
Law Enforcement Employees			Group A Offenses				
			Crimes Against Persons				
Sworn Male	0		Murder and Nonnegligent Manslaughter	2	0	0	
Sworn Female	0		Negligent Manslaughter	0	0	0	
Civilian Male	0		Kidnapping/Abduction	0	0	0	
Civilian Female	0		Forcible Rape	0	0	0	
Total:	0		Forcible Sodomy	0	0	0	
			Sexual Assault With An Object	0	0	0	
			Forcible Fondling	1	0	0	
Offense Overview			Incest	0	0	0	
Incident Total	43		Statutory Rape	0	0	0	
Offense Total	61		Aggravated Assault	7	2	0	
Group A Crimes per 100,000 population	N/A		Simple Assault	4	3	0	
			Intimidation	0	0	0	
			Human Trafficking, Commercial Sex Acts	0	0	0	
			Human Trafficking, Involuntary Servitude	0	0	0	
Arrest Overview			Crimes Against Property				
Total Arrests	54		Arson	0	0	0	
Adult Arrests	52		Bribery	0	0	0	
Juvenile Arrests	1		Burglary/Breaking & Entering	0	0	0	
Unknown Age	1		Counterfeiting/Forgery	4	0	0	
Arrests per 100,000 population	N/A		Destruction/Damage/Vandalism of Property	0	0	0	
			Embezzlement	0	0	0	
			Extortion/Blackmail	0	0	0	
			False Pretenses/Swindle/Confidence Game	10	1	0	
			Credit Card/Automatic Teller Fraud	1	0	0	
			Impersonation	1	1	0	
			Welfare Fraud	0	0	0	
			Wire Fraud	0	0	0	
			Identity Theft	0	0	0	
			Hacking/Computer Invasion	0	0	0	
			Robbery	1	1	0	
			Pocket-picking	0	0	0	
			Purse-snatching	0	0	0	
			Shoplifting	0	0	0	
			Theft From Building	0	0	0	
			Theft From Coin Operated Machine or Device	0	0	0	
			Theft From Motor Vehicle	0	0	0	
			Theft of Motor Vehicle Parts/Accessories	0	0	0	
			All Other Larceny	2	1	0	
			Motor Vehicle Theft	1	0	0	
			Stolen Property Offenses	1	0	0	
			Crimes Against Society				
			Drug/Narcotic Violations	20	16	0	
			Drug Equipment Violations	1	0	0	
			Betting/Wagering	0	0	0	
			Operating/Promoting/Assisting Gambling	0	0	0	
			Gambling Equipment Violations	0	0	0	
			Sports Tampering	0	0	0	
			Pornography/Obscene Material	0	0	0	
			Prostitution	0	0	0	
			Assisting or Promoting Prostitution	0	0	0	
			Purchasing Prostitution	0	0	0	
			Weapon Law Violations	5	2	0	
			Animal Cruelty	0	0	0	
			Total Group A Offenses	61	27		
Group B Arrests							
Offense	Adult	Juvenile					
Bad Checks	0	0					
Curfew/Loitering/Vagrancy Violations	0	0					
Disorderly Conduct	0	0					
Driving Under the Influence	19	0					
Drunkenness	2	0					
Family Offenses (Nonviolent)	0	0					
Liquor Law Violations	1	0					
Peeping Tom	0	0					
Trespass of Real Property	0	0					
All Other Offenses	3	1					
Total Group B	25	1					

(*) Offenses are counted using the FBI Units of Count for Crime

(**) The 'Arrests' column shows arrests made for incidents during the selected period, regardless of arrest date. Arrest counts for the same period may change over time.

State Police - Alleghany CO - VA003SP00 - NIBRS Agency Crime Overview - 2020

2020 Population Estimate		N/A	Offenses (*)		Arrests (**)	
			Group A Offenses	Reported	Adult	Juvenile
Law Enforcement Employees			Crimes Against Persons			
Sworn Male	0		Murder and Nonnegligent Manslaughter	0	0	0
Sworn Female	0		Negligent Manslaughter	0	0	0
Civilian Male	0		Kidnapping/Abduction	1	0	0
Civilian Female	0		Forcible Rape	0	0	0
Total:	0		Forcible Sodomy	0	0	0
			Sexual Assault With An Object	1	1	0
			Forcible Fondling	6	0	0
Offense Overview			Incest	0	0	0
Incident Total	70		Statutory Rape	0	0	0
Offense Total	88		Aggravated Assault	4	5	0
Group A Crimes per 100,000 population	N/A		Simple Assault	1	1	0
			Intimidation	4	0	0
			Human Trafficking, Commercial Sex Acts	0	0	0
			Human Trafficking, Involuntary Servitude	0	0	0
Arrest Overview			Crimes Against Property			
Total Arrests	63		Arson	0	0	0
Adult Arrests	63		Bribery	0	0	0
Juvenile Arrests	0		Burglary/Breaking & Entering	0	0	0
Unknown Age	0		Counterfeiting/Forgery	5	1	0
Arrests per 100,000 population	N/A		Destruction/Damage/Vandalism of Property	1	0	0
			Embezzlement	0	0	0
			Extortion/Blackmail	0	0	0
			False Pretenses/Swindle/Confidence Game	3	1	0
			Credit Card/Automatic Teller Fraud	0	0	0
			Impersonation	4	1	0
			Welfare Fraud	0	0	0
			Wire Fraud	0	0	0
			Identity Theft	1	0	0
			Hacking/Computer Invasion	0	0	0
			Robbery	0	0	0
			Pocket-picking	0	0	0
Group B Arrests			Purse-snatching	0	0	0
			Shoplifting	0	0	0
Offense	Adult	Juvenile	Theft From Building	0	0	0
Bad Checks	0	0	Theft From Coin Operated Machine or Device	0	0	0
Curfew/Loitering/Vagrancy Violations	0	0	Theft From Motor Vehicle	0	0	0
Disorderly Conduct	0	0	Theft of Motor Vehicle Parts/Accessories	0	0	0
Driving Under the Influence	15	0	All Other Larceny	5	1	0
Drunkenness	3	0	Motor Vehicle Theft	0	0	0
Family Offenses (Nonviolent)	0	0	Stolen Property Offenses	0	0	0
Liquor Law Violations	0	0	Crimes Against Society			
Peeping Tom	0	0	Drug/Narcotic Violations	46	30	0
Trespass of Real Property	0	0	Drug Equipment Violations	0	0	0
All Other Offenses	4	0	Betting/Wagering	0	0	0
Total Group B	22	0	Operating/Promoting/Assisting Gambling	0	0	0
			Gambling Equipment Violations	0	0	0
			Sports Tampering	0	0	0
			Pornography/Obscene Material	1	0	0
			Prostitution	0	0	0
			Assisting or Promoting Prostitution	0	0	0
			Purchasing Prostitution	0	0	0
			Weapon Law Violations	5	0	0
			Animal Cruelty	0	0	0
			Total Group A Offenses	88	41	0

(*) Offenses are counted using the FBI Units of Count for Crime

(**) The 'Arrests' column shows arrests made for incidents during the selected period, regardless of arrest date. Arrest counts for the same period may change over time.

State Police - Amelia CO - VA004SP00 - NIBRS Agency Crime Overview - 2020

2020 Population Estimate		N/A	Offenses (*)		Arrests (**)	
			Reported	Adult	Juvenile	
Law Enforcement Employees			Crimes Against Persons			
Sworn Male	0	Murder and Nonnegligent Manslaughter	0	0	0	
Sworn Female	0	Negligent Manslaughter	1	1	0	
Civilian Male	0	Kidnapping/Abduction	2	1	0	
Civilian Female	0	Forcible Rape	0	0	0	
Total:	0	Forcible Sodomy	0	0	0	
		Sexual Assault With An Object	0	0	0	
		Forcible Fondling	0	0	0	
Offense Overview		Incest	0	0	0	
Incident Total	11	Statutory Rape	0	0	0	
Offense Total	17	Aggravated Assault	4	1	0	
Group A Crimes per 100,000 population	N/A	Simple Assault	1	1	0	
		Intimidation	0	0	0	
		Human Trafficking, Commercial Sex Acts	0	0	0	
		Human Trafficking, Involuntary Servitude	0	0	0	
Arrest Overview		Crimes Against Property				
Total Arrests	8	Arson	0	0	0	
Adult Arrests	8	Bribery	0	0	0	
Juvenile Arrests	0	Burglary/Breaking & Entering	1	0	0	
Unknown Age	0	Counterfeiting/Forgery	0	0	0	
Arrests per 100,000 population	N/A	Destruction/Damage/Vandalism of Property	1	0	0	
		Embezzlement	0	0	0	
		Extortion/Blackmail	0	0	0	
		False Pretenses/Swindle/Confidence Game	0	0	0	
		Credit Card/Automatic Teller Fraud	0	0	0	
		Impersonation	0	0	0	
Group B Arrests		Welfare Fraud	0	0	0	
Offense	Adult	Juvenile	Wire Fraud	0	0	
Bad Checks	0	0	Identity Theft	0	0	
Curfew/Loitering/Vagrancy Violations	0	0	Hacking/Computer Invasion	0	0	
Disorderly Conduct	0	0	Robbery	1	0	
Driving Under the Influence	1	0	Pocket-picking	0	0	
Drunkenness	0	0	Purse-snatching	0	0	
Family Offenses (Nonviolent)	0	0	Shoplifting	0	0	
Liquor Law Violations	0	0	Theft From Building	0	0	
Peeping Tom	0	0	Theft From Coin Operated Machine or Device	0	0	
Trespass of Real Property	0	0	Theft From Motor Vehicle	0	0	
All Other Offenses	1	0	Theft of Motor Vehicle Parts/Accessories	0	0	
Total Group B	2	0	All Other Larceny	2	0	
			Motor Vehicle Theft	1	1	
			Stolen Property Offenses	0	0	
			Crimes Against Society			
			Drug/Narcotic Violations	1	1	
			Drug Equipment Violations	0	0	
			Betting/Wagering	0	0	
			Operating/Promoting/Assisting Gambling	0	0	
			Gambling Equipment Violations	0	0	
			Sports Tampering	0	0	
			Pornography/Obscene Material	0	0	
			Prostitution	0	0	
			Assisting or Promoting Prostitution	0	0	
			Purchasing Prostitution	0	0	
			Weapon Law Violations	2	0	
			Animal Cruelty	0	0	
			Total Group A Offenses	17	6	

(*) Offenses are counted using the FBI Units of Count for Crime

(**) The 'Arrests' column shows arrests made for incidents during the selected period, regardless of arrest date. Arrest counts for the same period may change over time.

State Police - Amherst CO - VA005SP00 - NIBRS Agency Crime Overview - 2020

2020 Population Estimate			N/A		Offenses (*)	Arrests (**)	
				Group A Offenses	Reported	Adult	Juvenile
Law Enforcement Employees				Crimes Against Persons			
Sworn Male		0		Murder and Nonnegligent Manslaughter	0	0	0
Sworn Female		0		Negligent Manslaughter	0	0	0
Civilian Male		0		Kidnapping/Abduction	0	0	0
Civilian Female		0		Forcible Rape	0	0	0
Total:		0		Forcible Sodomy	0	0	0
				Sexual Assault With An Object	0	0	0
				Forcible Fondling	0	0	
				Incest	0	0	0
Incident Total		41		Statutory Rape	0	0	0
Offense Total		43		Aggravated Assault	0	0	0
Group A Crimes per 100,000 population		N/A		Simple Assault	0	0	0
				Intimidation	0	0	0
				Human Trafficking, Commercial Sex Acts	0	0	0
				Human Trafficking, Involuntary Servitude	0	0	0
Arrest Overview				Crimes Against Property			
Total Arrests		26		Arson	0	0	0
Adult Arrests		26		Bribery	0	0	0
Juvenile Arrests		0		Burglary/Breaking & Entering	0	0	0
Unknown Age		0		Counterfeiting/Forgery	1	0	0
Arrests per 100,000 population		N/A		Destruction/Damage/Vandalism of Property	0	0	0
				Embezzlement	0	0	0
				Extortion/Blackmail	0	0	0
				False Pretenses/Swindle/Confidence Game	6	0	0
				Credit Card/Automatic Teller Fraud	0	0	0
				Impersonation	0	0	0
				Welfare Fraud	0	0	0
Group B Arrests				Wire Fraud	0	0	0
Offense	Adult	Juvenile		Identity Theft	0	0	0
Bad Checks	0	0		Hacking/Computer Invasion	0	0	0
Curfew/Loitering/Vagrancy Violations	0	0		Robbery	0	0	0
Disorderly Conduct	0	0		Pocket-picking	0	0	0
Driving Under the Influence	13	0		Purse-snatching	0	0	0
Drunkenness	0	0		Shoplifting	0	0	0
Family Offenses (Nonviolent)	0	0		Theft From Building	0	0	0
Liquor Law Violations	0	0		Theft From Coin Operated Machine or Device	0	0	0
Loitering/Trespassing	0	0		Theft From Motor Vehicle	0	0	0
Trespass of Real Property	0	0		Theft of Motor Vehicle Parts/Accessories	0	0	0
All Other Offenses	4	0		All Other Larceny	3	1	0
Total Group B	17	0		Motor Vehicle Theft	0	0	0
				Stolen Property Offenses	0	0	0
				Crimes Against Society			
				Drug/Narcotic Violations	26	8	0
				Drug Equipment Violations	0	0	0
				Betting/Wagering	0	0	0
				Operating/Promoting/Assisting Gambling	0	0	0
				Gambling Equipment Violations	0	0	0
				Sports Tampering	0	0	0
				Pornography/Obscene Material	0	0	0
				Prostitution	0	0	0
				Assisting or Promoting Prostitution	0	0	0
				Purchasing Prostitution	0	0	0
				Weapon Law Violations	7	0	0
				Animal Cruelty	0	0	0
				Total Group A Offenses	43	9	0

(*) Offenses are counted using the FBI Units of Count for Crime

(**) The 'Arrests' column shows arrests made for incidents during the selected period, regardless of arrest date. Arrest counts for the same period may change over time.

State Police - Appomattox CO - VA006SP00 - NIBRS Agency Crime Overview - 2020

2020 Population Estimate			N/A	Offenses (*)	Arrests (**)	
				Reported	Adult	Juvenile
Law Enforcement Employees						
Sworn Male		0	Murder and Nonnegligent Manslaughter	0	0	0
Sworn Female		0	Negligent Manslaughter	0	0	0
Civilian Male		0	Kidnapping/Abduction	0	0	0
Civilian Female		0	Forcible Rape	0	0	0
Total:		0	Forcible Sodomy	0	0	0
			Sexual Assault With An Object	0	0	0
			Forcible Fondling	0	0	0
			Incest	0	0	0
Incident Total		28	Statutory Rape	0	0	0
Offense Total		28	Aggravated Assault	0	0	0
Group A Crimes per 100,000 population		N/A	Simple Assault	0	0	0
			Intimidation	1	0	0
			Human Trafficking, Commercial Sex Acts	0	0	0
			Human Trafficking, Involuntary Servitude	0	0	0
Arrest Overview			Crimes Against Property			
Total Arrests		19	Arson	0	0	0
Adult Arrests		18	Bribery	0	0	0
Juvenile Arrests		0	Burglary/Breaking & Entering	0	0	0
Unknown Age		1	Counterfeiting/Forgery	0	0	0
Arrests per 100,000 population		N/A	Destruction/Damage/Vandalism of Property	0	0	0
			Embezzlement	0	0	0
			Extortion/Blackmail	0	0	0
			False Pretenses/Swindle/Confidence Game	7	1	0
			Credit Card/Automatic Teller Fraud	0	0	0
			Impersonation	0	0	0
Group B Arrests			Welfare Fraud	0	0	0
Offense	Adult	Juvenile	Wire Fraud	0	0	0
Bad Checks	0	0	Identity Theft	0	0	0
Curfew/Loitering/Vagrancy Violations	0	0	Hacking/Computer Invasion	0	0	0
Disorderly Conduct	0	0	Robbery	0	0	0
Driving Under the Influence	10	0	Pocket-picking	0	0	0
Drunkenness	0	0	Purse-snatching	0	0	0
Family Offenses (Nonviolent)	0	0	Shoplifting	0	0	0
Liquor Law Violations	0	0	Theft From Building	0	0	0
Loitering/Trespassing	0	0	Theft From Coin Operated Machine or Device	0	0	0
Misdemeanor Offenses	0	0	Theft From Motor Vehicle	0	0	0
Offenses	0	0	Theft of Motor Vehicle Parts/Accessories	0	0	0
Other Offenses	1	0	All Other Larceny	1	0	0
Total Group B	11	0	Motor Vehicle Theft	0	0	0
			Stolen Property Offenses	0	0	0
			Crimes Against Society			
			Drug/Narcotic Violations	18	6	0
			Drug Equipment Violations	0	0	0
			Betting/Wagering	0	0	0
			Operating/Promoting/Assisting Gambling	0	0	0
			Gambling Equipment Violations	0	0	0
			Sports Tampering	0	0	0
			Pornography/Obscene Material	0	0	0
			Prostitution	0	0	0
			Assisting or Promoting Prostitution	0	0	0
			Purchasing Prostitution	0	0	0
			Weapon Law Violations	1	0	0
			Animal Cruelty	0	0	0
			Total Group A Offenses	28	7	0

(*) Offenses are counted using the FBI Units of Count for Crime

(**) The 'Arrests' column shows arrests made for incidents during the selected period, regardless of arrest date. Arrest counts for the same period may change over time.

State Police - Arlington CO - VA007SP00 - NIBRS Agency Crime Overview - 2020

2020 Population Estimate		N/A	Offenses (*)		Arrests (**)	
			Reported	Adult	Juvenile	
Law Enforcement Employees			Crimes Against Persons			
Sworn Male	0	Murder and Nonnegligent Manslaughter	0	0	0	
Sworn Female	0	Negligent Manslaughter	0	0	0	
Civilian Male	0	Kidnapping/Abduction	0	0	0	
Civilian Female	0	Forcible Rape	0	0	0	
Total:	0	Forcible Sodomy	0	0	0	
		Sexual Assault With An Object	0	0	0	
		Forcible Fondling	0	0	0	
Offense Overview		Incest	0	0	0	
Incident Total	69	Statutory Rape	0	0	0	
Offense Total	82	Aggravated Assault	5	0	0	
Group A Crimes per 100,000 population	N/A	Simple Assault	1	1	0	
		Intimidation	2	1	0	
		Human Trafficking, Commercial Sex Acts	0	0	0	
		Human Trafficking, Involuntary Servitude	0	0	0	
Arrest Overview			Crimes Against Property			
Total Arrests	93	Arson	0	0	0	
Adult Arrests	93	Bribery	0	0	0	
Juvenile Arrests	0	Burglary/Breaking & Entering	0	0	0	
Unknown Age	0	Counterfeiting/Forgery	5	3	0	
Arrests per 100,000 population	N/A	Destruction/Damage/Vandalism of Property	0	0	0	
		Embezzlement	0	0	0	
		Extortion/Blackmail	0	0	0	
		False Pretenses/Swindle/Confidence Game	15	6	0	
		Credit Card/Automatic Teller Fraud	0	0	0	
		Impersonation	0	0	0	
		Welfare Fraud	0	0	0	
		Wire Fraud	0	0	0	
		Identity Theft	2	1	0	
		Hacking/Computer Invasion	0	0	0	
		Robbery	0	0	0	
		Pocket-picking	0	0	0	
		Purse-snatching	0	0	0	
		Shoplifting	0	0	0	
Group B Arrests						
Offense	Adult	Juvenile				
Bad Checks	0	0	Identity Theft	2	1	0
Curfew/Loitering/Vagrancy Violations	0	0	Hacking/Computer Invasion	0	0	0
Disorderly Conduct	1	0	Robbery	0	0	0
Driving Under the Influence	38	0	Pocket-picking	0	0	0
Drunkenness	3	0	Purse-snatching	0	0	0
Family Offenses (Nonviolent)	0	0	Shoplifting	0	0	0
Liquor Law Violations	1	0	Theft From Building	0	0	0
Peeping Tom	0	0	Theft From Coin Operated Machine or Device	0	0	0
Trespass of Real Property	0	0	Theft From Motor Vehicle	0	0	0
All Other Offenses	12	0	Theft of Motor Vehicle Parts/Accessories	0	0	0
Total Group B	55	0	All Other Larceny	1	1	0
			Motor Vehicle Theft	2	0	0
			Stolen Property Offenses	2	1	0
			Crimes Against Society			
			Drug/Narcotic Violations	29	16	0
			Drug Equipment Violations	1	1	0
			Betting/Wagering	0	0	0
			Operating/Promoting/Assisting Gambling	0	0	0
			Gambling Equipment Violations	0	0	0
			Sports Tampering	0	0	0
			Pornography/Obscene Material	0	0	0
			Prostitution	0	0	0
			Assisting or Promoting Prostitution	0	0	0
			Purchasing Prostitution	0	0	0
			Weapon Law Violations	17	7	0
			Animal Cruelty	0	0	0
			Total Group A Offenses	82	38	0

(*) Offenses are counted using the FBI Units of Count for Crime

(**) The 'Arrests' column shows arrests made for incidents during the selected period, regardless of arrest date. Arrest counts for the same period may change over time.

State Police - Augusta CO - VA008SP00 - NIBRS Agency Crime Overview - 2020

2020 Population Estimate		N/A	Offenses (*)		Arrests (**)	
			Group A Offenses	Reported	Adult	Juvenile
Law Enforcement Employees			Crimes Against Persons			
Sworn Male	0		Murder and Nonnegligent Manslaughter	0	0	0
Sworn Female	0		Negligent Manslaughter	3	0	0
Civilian Male	0		Kidnapping/Abduction	1	2	0
Civilian Female	0		Forcible Rape	1	0	0
Total:	0		Forcible Sodomy	1	0	0
			Sexual Assault With An Object	0	0	0
			Forcible Fondling	2	0	0
Offense Overview			Incest	0	0	0
Incident Total	175		Statutory Rape	0	0	0
Offense Total	191		Aggravated Assault	3	1	0
Group A Crimes per 100,000 population	N/A		Simple Assault	2	2	0
			Intimidation	1	0	0
			Human Trafficking, Commercial Sex Acts	0	0	0
			Human Trafficking, Involuntary Servitude	0	0	0
Arrest Overview			Crimes Against Property			
Total Arrests	169		Arson	2	0	0
Adult Arrests	161		Bribery	0	0	0
Juvenile Arrests	7		Burglary/Breaking & Entering	0	0	0
Unknown Age	1		Counterfeiting/Forgery	4	4	0
Arrests per 100,000 population	N/A		Destruction/Damage/Vandalism of Property	4	0	0
			Embezzlement	4	0	0
			Extortion/Blackmail	0	0	0
			False Pretenses/Swindle/Confidence Game	30	16	0
			Credit Card/Automatic Teller Fraud	1	0	0
			Impersonation	4	1	0
Group B Arrests			Welfare Fraud	0	0	0
Offense	Adult	Juvenile	Wire Fraud	0	0	0
Bad Checks	0	0	Identity Theft	1	0	0
Curfew/Loitering/Vagrancy Violations	0	0	Hacking/Computer Invasion	1	0	0
Disorderly Conduct	0	0	Robbery	0	0	0
Driving Under the Influence	94	2	Pocket-picking	1	0	0
Drunkenness	0	0	Purse-snatching	0	0	0
Family Offenses (Nonviolent)	0	0	Shoplifting	0	0	0
Liquor Law Violations	1	0	Theft From Building	0	0	0
Peeping Tom	0	0	Theft From Coin Operated Machine or Device	0	0	0
Trespass of Real Property	0	0	Theft From Motor Vehicle	0	0	0
All Other Offenses	11	0	Theft of Motor Vehicle Parts/Accessories	0	0	0
Total Group B	106	2	All Other Larceny	7	0	0
			Motor Vehicle Theft	0	0	0
			Stolen Property Offenses	2	1	0
			Crimes Against Society			
			Drug/Narcotic Violations	106	26	5
			Drug Equipment Violations	1	0	0
			Betting/Wagering	0	0	0
			Operating/Promoting/Assisting Gambling	0	0	0
			Gambling Equipment Violations	0	0	0
			Sports Tampering	0	0	0
			Pornography/Obscene Material	0	0	0
			Prostitution	0	0	0
			Assisting or Promoting Prostitution	0	0	0
			Purchasing Prostitution	0	0	0
			Weapon Law Violations	9	2	0
			Animal Cruelty	0	0	0
			Total Group A Offenses	191	55	5

(*) Offenses are counted using the FBI Units of Count for Crime

(**) The 'Arrests' column shows arrests made for incidents during the selected period, regardless of arrest date. Arrest counts for the same period may change over time.

State Police - Bath CO - VA009SP00 - NIBRS Agency Crime Overview - 2020

2020 Population Estimate		N/A	Offenses (*)		Arrests (**)	
			Group A Offenses	Reported	Adult	Juvenile
Law Enforcement Employees			Crimes Against Persons			
Sworn Male	0		Murder and Nonnegligent Manslaughter	0	0	0
Sworn Female	0		Negligent Manslaughter	0	0	0
Civilian Male	0		Kidnapping/Abduction	0	0	0
Civilian Female	0		Forcible Rape	0	0	0
Total:	0		Forcible Sodomy	0	0	0
			Sexual Assault With An Object	0	0	0
			Forcible Fondling	0	0	0
			Incest	0	0	0
Offense Overview			Statutory Rape	0	0	0
Incident Total	19		Aggravated Assault	3	1	0
Offense Total	26		Simple Assault	1	0	0
Group A Crimes per 100,000 population	N/A		Intimidation	0	0	0
			Human Trafficking, Commercial Sex Acts	0	0	0
			Human Trafficking, Involuntary Servitude	0	0	0
Arrest Overview			Crimes Against Property			
Total Arrests	22		Arson	0	0	0
Adult Arrests	22		Bribery	0	0	0
Juvenile Arrests	0		Burglary/Breaking & Entering	0	0	0
Unknown Age	0		Counterfeiting/Forgery	1	0	0
Arrests per 100,000 population	N/A		Destruction/Damage/Vandalism of Property	0	0	0
			Embezzlement	0	0	0
			Extortion/Blackmail	1	0	0
			False Pretenses/Swindle/Confidence Game	0	0	0
			Credit Card/Automatic Teller Fraud	0	0	0
			Impersonation	1	0	0
			Welfare Fraud	0	0	0
			Wire Fraud	0	0	0
			Identity Theft	1	0	0
			Hacking/Computer Invasion	0	0	0
			Robbery	0	0	0
			Pocket-picking	0	0	0
			Purse-snatching	0	0	0
			Shoplifting	0	0	0
			Theft From Building	0	0	0
			Theft From Coin Operated Machine or Device	0	0	0
			Theft From Motor Vehicle	0	0	0
			Theft of Motor Vehicle Parts/Accessories	0	0	0
			All Other Larceny	0	0	0
			Motor Vehicle Theft	0	0	0
			Stolen Property Offenses	0	0	0
			Crimes Against Society			
			Drug/Narcotic Violations	15	11	0
			Drug Equipment Violations	1	0	0
			Betting/Wagering	0	0	0
			Operating/Promoting/Assisting Gambling	0	0	0
			Gambling Equipment Violations	0	0	0
			Sports Tampering	0	0	0
			Pornography/Obscene Material	0	0	0
			Prostitution	0	0	0
			Assisting or Promoting Prostitution	0	0	0
			Purchasing Prostitution	0	0	0
			Weapon Law Violations	2	0	0
			Animal Cruelty	0	0	0
			Total Group A Offenses	26	12	0
Group B Arrests						
Offense	Adult	Juvenile				
Bad Checks	0	0				
Curfew/Loitering/Vagrancy Violations	0	0				
Disorderly Conduct	0	0				
Driving Under the Influence	8	0				
Drunkenness	1	0				
Family Offenses (Nonviolent)	0	0				
Liquor Law Violations	1	0				
Peeping Tom	0	0				
Trespass of Real Property	0	0				
All Other Offenses	0	0				
Total Group B	10	0				

(*) Offenses are counted using the FBI Units of Count for Crime

(**) The 'Arrests' column shows arrests made for incidents during the selected period, regardless of arrest date. Arrest counts for the same period may change over time.

State Police - Bedford - VA010S100 - NIBRS Agency Crime Overview - 2020

2020 Population Estimate			N/A	Offenses (*)	Arrests (**)	
				Reported	Adult	Juvenile
Law Enforcement Employees						
Sworn Male	0		Murder and Nonnegligent Manslaughter	0	0	0
Sworn Female	0		Negligent Manslaughter	0	0	0
Civilian Male	0		Kidnapping/Abduction	0	0	0
Civilian Female	0		Forcible Rape	0	0	0
Total:	0		Forcible Sodomy	0	0	0
			Sexual Assault With An Object	0	0	0
			Forcible Fondling	0	0	0
			Incest	0	0	0
Incident Total	0		Statutory Rape	0	0	0
Offense Total	0		Aggravated Assault	0	0	0
Group A Crimes per 100,000 population	N/A		Simple Assault	0	0	0
			Intimidation	0	0	0
			Human Trafficking, Commercial Sex Acts	0	0	0
			Human Trafficking, Involuntary Servitude	0	0	0
Arrest Overview			Crimes Against Property			
Total Arrests	0		Arson	0	0	0
Adult Arrests	0		Bribery	0	0	0
Juvenile Arrests	0		Burglary/Breaking & Entering	0	0	0
Unknown Age	0		Counterfeiting/Forgery	0	0	0
Arrests per 100,000 population	N/A		Destruction/Damage/Vandalism of Property	0	0	0
			Embezzlement	0	0	0
			Extortion/Blackmail	0	0	0
			False Pretenses/Swindle/Confidence Game	0	0	0
			Credit Card/Automatic Teller Fraud	0	0	0
			Impersonation	0	0	0
			Welfare Fraud	0	0	0
Group B Arrests			Wire Fraud	0	0	0
Offense	Adult	Juvenile	Identity Theft	0	0	0
Bad Checks	0	0	Hacking/Computer Invasion	0	0	0
Curfew/Loitering/Vagrancy Violations	0	0	Robbery	0	0	0
Disorderly Conduct	0	0	Pocket-picking	0	0	0
Driving Under the Influence	0	0	Purse-snatching	0	0	0
Drunkenness	0	0	Shoplifting	0	0	0
Family Offenses (Nonviolent)	0	0	Theft From Building	0	0	0
Liquor Law Violations	0	0	Theft From Coin Operated Machine or Device	0	0	0
Loitering/Trespassing	0	0	Theft From Motor Vehicle	0	0	0
Respass of Real Property	0	0	Theft of Motor Vehicle Parts/Accessories	0	0	0
All Other Offenses	0	0	All Other Larceny	0	0	0
Total Group B	0	0	Motor Vehicle Theft	0	0	0
			Stolen Property Offenses	0	0	0
			Crimes Against Society			
			Drug/Narcotic Violations	0	0	0
			Drug Equipment Violations	0	0	0
			Betting/Wagering	0	0	0
			Operating/Promoting/Assisting Gambling	0	0	0
			Gambling Equipment Violations	0	0	0
			Sports Tampering	0	0	0
			Pornography/Obscene Material	0	0	0
			Prostitution	0	0	0
			Assisting or Promoting Prostitution	0	0	0
			Purchasing Prostitution	0	0	0
			Weapon Law Violations	0	0	0
			Animal Cruelty	0	0	0
			Total Group A Offenses	0	0	0

(*) Offenses are counted using the FBI Units of Count for Crime

(**) The 'Arrests' column shows arrests made for incidents during the selected period, regardless of arrest date. Arrest counts for the same period may change over time.

State Police - Bedford CO - VA010SP00 - NIBRS Agency Crime Overview - 2020

2020 Population Estimate		N/A	Offenses (*)		Arrests (**)	
			Reported	Adult	Juvenile	
Law Enforcement Employees			Crimes Against Persons			
Sworn Male	0	Murder and Nonnegligent Manslaughter	0	0	0	
Sworn Female	0	Negligent Manslaughter	1	1	0	
Civilian Male	0	Kidnapping/Abduction	0	0	0	
Civilian Female	0	Forcible Rape	0	0	0	
Total:	0	Forcible Sodomy	0	0	0	
Offense Overview		Sexual Assault With An Object	0	0	0	
		Forcible Fondling	1	1	0	
		Incest	0	0	0	
Incident Total	59	Statutory Rape	0	0	0	
Offense Total	61	Aggravated Assault	2	0	0	
Group A Crimes per 100,000 population	N/A	Simple Assault	3	2	0	
		Intimidation	1	1	0	
		Human Trafficking, Commercial Sex Acts	0	0	0	
		Human Trafficking, Involuntary Servitude	0	0	0	
Arrest Overview			Crimes Against Property			
Total Arrests	69	Arson	0	0	0	
Adult Arrests	67	Bribery	0	0	0	
Juvenile Arrests	2	Burglary/Breaking & Entering	0	0	0	
Unknown Age	0	Counterfeiting/Forgery	0	0	0	
Arrests per 100,000 population	N/A	Destruction/Damage/Vandalism of Property	1	0	0	
		Embezzlement	0	0	0	
		Extortion/Blackmail	0	0	0	
		False Pretenses/Swindle/Confidence Game	18	2	0	
		Credit Card/Automatic Teller Fraud	0	0	0	
		Impersonation	0	0	0	
		Welfare Fraud	0	0	0	
		Wire Fraud	0	0	0	
		Identity Theft	0	0	0	
		Hacking/Computer Invasion	0	0	0	
		Robbery	0	0	0	
		Pocket-picking	0	0	0	
Purse-snatching	0	0	0			
Shoplifting	0	0	0			
Theft From Building	0	0	0			
Theft From Coin Operated Machine or Device	0	0	0			
Theft From Motor Vehicle	0	0	0			
Theft of Motor Vehicle Parts/Accessories	0	0	0			
All Other Larceny	6	0	0			
Motor Vehicle Theft	0	0	0			
Stolen Property Offenses	0	0	0			
		Crimes Against Society				
		Drug/Narcotic Violations	25	13	0	
		Drug Equipment Violations	0	0	0	
		Betting/Wagering	0	0	0	
		Operating/Promoting/Assisting Gambling	0	0	0	
		Gambling Equipment Violations	0	0	0	
		Sports Tampering	0	0	0	
		Pornography/Obscene Material	0	0	0	
		Prostitution	0	0	0	
		Assisting or Promoting Prostitution	0	0	0	
		Purchasing Prostitution	0	0	0	
		Weapon Law Violations	3	1	0	
		Animal Cruelty	0	0	0	
		Total Group A Offenses	61	21	0	

(*) Offenses are counted using the FBI Units of Count for Crime

(**) The 'Arrests' column shows arrests made for incidents during the selected period, regardless of arrest date. Arrest counts for the same period may change over time.

State Police - Bland CO - VA011SP00 - NIBRS Agency Crime Overview - 2020

2020 Population Estimate			N/A	Offenses (*)		Arrests (**)	
				Group A Offenses	Reported	Adult	Juvenile
Law Enforcement Employees			Crimes Against Persons				
Sworn Male	0		Murder and Nonnegligent Manslaughter		2	1	0
Sworn Female	0		Negligent Manslaughter		0	0	0
Civilian Male	0		Kidnapping/Abduction		0	0	0
Civilian Female	0		Forcible Rape		0	0	0
	0		Forcible Sodomy		0	0	0
Total:	0		Sexual Assault With An Object		0	0	0
			Forcible Fondling		2	1	0
Offense Overview			Incest		0	0	0
Incident Total	26		Statutory Rape		0	0	0
Offense Total	36		Aggravated Assault		1	0	0
Group A Crimes per 100,000 population	N/A		Simple Assault		2	0	0
			Intimidation		0	0	0
			Human Trafficking, Commercial Sex Acts		0	0	0
			Human Trafficking, Involuntary Servitude		0	0	0
Arrest Overview			Crimes Against Property				
Total Arrests	19		Arson		0	0	0
Adult Arrests	19		Bribery		0	0	0
Juvenile Arrests	0		Burglary/Breaking & Entering		0	0	0
Unknown Age	0		Counterfeiting/Forgery		0	0	0
Arrests per 100,000 population	N/A		Destruction/Damage/Vandalism of Property		2	0	0
			Embezzlement		1	0	0
			Extortion/Blackmail		0	0	0
			False Pretenses/Swindle/Confidence Game		2	0	0
			Credit Card/Automatic Teller Fraud		0	0	0
			Impersonation		1	0	0
			Welfare Fraud		0	0	0
			Wire Fraud		0	0	0
			Identity Theft		2	0	0
			Hacking/Computer Invasion		0	0	0
			Robbery		1	0	0
			Pocket-picking		0	0	0
	Purse-snatching		0	0	0		
	Shoplifting		2	2	0		
	Theft From Building		0	0	0		
	Theft From Coin Operated Machine or Device		0	0	0		
	Theft From Motor Vehicle		0	0	0		
	Theft of Motor Vehicle Parts/Accessories		0	0	0		
	All Other Larceny		2	2	0		
	Motor Vehicle Theft		1	0	0		
	Stolen Property Offenses		1	0	0		
			Crimes Against Society				
			Drug/Narcotic Violations		8	4	0
			Drug Equipment Violations		1	0	0
			Betting/Wagering		0	0	0
			Operating/Promoting/Assisting Gambling		0	0	0
			Gambling Equipment Violations		0	0	0
			Sports Tampering		0	0	0
			Pornography/Obscene Material		1	0	0
			Prostitution		0	0	0
			Assisting or Promoting Prostitution		0	0	0
			Purchasing Prostitution		0	0	0
			Weapon Law Violations		4	0	0
			Animal Cruelty		0	0	0
			Total Group A Offenses		36	10	
Group B Arrests							
Offense	Adult	Juvenile					
Bad Checks	0	0	Hacking/Computer Invasion				
Curfew/Loitering/Vagrancy Violations	0	0	Robbery				
Disorderly Conduct	0	0	Pocket-picking				
Driving Under the Influence	7	0	Purse-snatching				
Drunkenness	0	0	Shoplifting				
Family Offenses (Nonviolent)	0	0	Theft From Building				
Liquor Law Violations	0	0	Theft From Coin Operated Machine or Device				
Peeping Tom	0	0	Theft From Motor Vehicle				
Trespass of Real Property	0	0	Theft of Motor Vehicle Parts/Accessories				
All Other Offenses	2	0	All Other Larceny				
Total Group B	9	0	Motor Vehicle Theft				
			Stolen Property Offenses				
			Crimes Against Society				
			Drug/Narcotic Violations				
			Drug Equipment Violations				
			Betting/Wagering				
			Operating/Promoting/Assisting Gambling				
			Gambling Equipment Violations				
			Sports Tampering				
			Pornography/Obscene Material				
			Prostitution				
			Assisting or Promoting Prostitution				
			Purchasing Prostitution				
			Weapon Law Violations				
			Animal Cruelty				
			Total Group A Offenses				

(*) Offenses are counted using the FBI Units of Count for Crime

(**) The 'Arrests' column shows arrests made for incidents during the selected period, regardless of arrest date. Arrest counts for the same period may change over time.

State Police - Botetourt CO - VA012SP00 - NIBRS Agency Crime Overview - 2020

2020 Population Estimate			N/A	Offenses (*)	Arrests (**)	
				Reported	Adult	Juvenile
Law Enforcement Employees						
Sworn Male		0	Murder and Nonnegligent Manslaughter	0	0	0
Sworn Female		0	Negligent Manslaughter	0	0	0
Civilian Male		0	Kidnapping/Abduction	0	0	0
Civilian Female		0	Forcible Rape	0	0	0
Total:		0	Forcible Sodomy	0	0	0
			Sexual Assault With An Object	0	0	0
			Forcible Fondling	0	0	0
Offense Overview			Incest	0	0	0
Incident Total		135	Statutory Rape	0	0	0
Offense Total		147	Aggravated Assault	9	3	0
Group A Crimes per 100,000 population		N/A	Simple Assault	2	1	0
			Intimidation	0	0	0
			Human Trafficking, Commercial Sex Acts	0	0	0
			Human Trafficking, Involuntary Servitude	0	0	0
Arrest Overview			Crimes Against Property			
Total Arrests		111	Arson	0	0	0
Adult Arrests		109	Bribery	0	0	0
Juvenile Arrests		1	Burglary/Breaking & Entering	0	0	0
Unknown Age		1	Counterfeiting/Forgery	0	0	0
Arrests per 100,000 population		N/A	Destruction/Damage/Vandalism of Property	0	0	0
			Embezzlement	0	0	0
			Extortion/Blackmail	0	0	0
			False Pretenses/Swindle/Confidence Game	14	5	0
			Credit Card/Automatic Teller Fraud	0	0	0
			Impersonation	0	0	0
Group B Arrests			Welfare Fraud	0	0	0
Offense	Adult	Juvenile	Wire Fraud	0	0	0
Bad Checks	0	0	Identity Theft	0	0	0
Curfew/Loitering/Vagrancy Violations	0	0	Hacking/Computer Invasion	0	0	0
Disorderly Conduct	0	0	Robbery	1	0	0
Driving Under the Influence	33	0	Pocket-picking	0	0	0
Drunkenness	3	0	Purse-snatching	0	0	0
Family Offenses (Nonviolent)	0	0	Shoplifting	0	0	0
Liquor Law Violations	0	0	Theft From Building	0	0	0
Loitering Tom	0	0	Theft From Coin Operated Machine or Device	0	0	0
Misappropriation of Real Property	0	0	Theft From Motor Vehicle	0	0	0
All Other Offenses	6	0	Theft of Motor Vehicle Parts/Accessories	0	0	0
Total Group B	42	0	All Other Larceny	5	2	0
			Motor Vehicle Theft	1	0	0
			Stolen Property Offenses	2	1	0
			Crimes Against Society			
			Drug/Narcotic Violations	99	49	1
			Drug Equipment Violations	7	4	0
			Betting/Wagering	0	0	0
			Operating/Promoting/Assisting Gambling	0	0	0
			Gambling Equipment Violations	0	0	0
			Sports Tampering	0	0	0
			Pornography/Obscene Material	1	0	0
			Prostitution	0	0	0
			Assisting or Promoting Prostitution	0	0	0
			Purchasing Prostitution	0	0	0
			Weapon Law Violations	6	2	0
			Animal Cruelty	0	0	0
			Total Group A Offenses	147	67	1

(*) Offenses are counted using the FBI Units of Count for Crime

(**) The 'Arrests' column shows arrests made for incidents during the selected period, regardless of arrest date. Arrest counts for the same period may change over time.

State Police - Bristol - VA100SP00 - NIBRS Agency Crime Overview - 2020

2020 Population Estimate			N/A	Offenses (*)	Arrests (**)	
				Reported	Adult	Juvenile
Law Enforcement Employees						
Sworn Male	0		Murder and Nonnegligent Manslaughter	0	0	0
Sworn Female	0		Negligent Manslaughter	0	0	0
Civilian Male	0		Kidnapping/Abduction	0	0	0
Civilian Female	0		Forcible Rape	0	0	0
Total:	0		Forcible Sodomy	0	0	0
			Sexual Assault With An Object	0	0	0
			Forcible Fondling	0	0	0
			Incest	0	0	0
Incident Total	21		Statutory Rape	0	0	0
Offense Total	23		Aggravated Assault	0	0	0
Group A Crimes per 100,000 population	N/A		Simple Assault	0	0	0
			Intimidation	0	0	0
			Human Trafficking, Commercial Sex Acts	0	0	0
			Human Trafficking, Involuntary Servitude	0	0	0
Arrest Overview			Crimes Against Property			
Total Arrests	14		Arson	0	0	0
Adult Arrests	14		Bribery	0	0	0
Juvenile Arrests	0		Burglary/Breaking & Entering	0	0	0
Unknown Age	0		Counterfeiting/Forgery	0	0	0
Arrests per 100,000 population	N/A		Destruction/Damage/Vandalism of Property	0	0	0
			Embezzlement	0	0	0
			Extortion/Blackmail	0	0	0
			False Pretenses/Swindle/Confidence Game	9	3	0
			Credit Card/Automatic Teller Fraud	0	0	0
			Impersonation	1	0	0
Group B Arrests			Welfare Fraud	0	0	0
Offense	Adult	Juvenile	Wire Fraud	0	0	0
Bad Checks	0	0	Identity Theft	0	0	0
Curfew/Loitering/Vagrancy Violations	0	0	Hacking/Computer Invasion	0	0	0
Disorderly Conduct	0	0	Robbery	0	0	0
Driving Under the Influence	2	0	Pocket-picking	0	0	0
Drunkenness	0	0	Purse-snatching	0	0	0
Family Offenses (Nonviolent)	0	0	Shoplifting	0	0	0
Liquor Law Violations	0	0	Theft From Building	0	0	0
Loitering/Trespassing	0	0	Theft From Coin Operated Machine or Device	0	0	0
Misdemeanor Offenses	0	0	Theft From Motor Vehicle	0	0	0
Offenses	0	0	Theft of Motor Vehicle Parts/Accessories	0	0	0
Other Offenses	4	0	All Other Larceny	0	0	0
Total Group B	6	0	Motor Vehicle Theft	1	0	0
			Stolen Property Offenses	0	0	0
			Crimes Against Society			
			Drug/Narcotic Violations	8	5	0
			Drug Equipment Violations	3	0	0
			Betting/Wagering	0	0	0
			Operating/Promoting/Assisting Gambling	0	0	0
			Gambling Equipment Violations	0	0	0
			Sports Tampering	0	0	0
			Pornography/Obscene Material	0	0	0
			Prostitution	0	0	0
			Assisting or Promoting Prostitution	0	0	0
			Purchasing Prostitution	0	0	0
			Weapon Law Violations	1	0	0
			Animal Cruelty	0	0	0
			Total Group A Offenses	23	8	0

(*) Offenses are counted using the FBI Units of Count for Crime

(**) The 'Arrests' column shows arrests made for incidents during the selected period, regardless of arrest date. Arrest counts for the same period may change over time.

State Police - Brunswick CO - VA013SP00 - NIBRS Agency Crime Overview - 2020

2020 Population Estimate		N/A	Offenses (*)		Arrests (**)	
			Reported	Adult	Juvenile	
			Group A Offenses			
Law Enforcement Employees		Crimes Against Persons				
Sworn Male	0	Murder and Nonnegligent Manslaughter	0	0	0	
Sworn Female	0	Negligent Manslaughter	0	0	0	
Civilian Male	0	Kidnapping/Abduction	0	0	0	
Civilian Female	0	Forcible Rape	0	0	0	
Total:	0	Forcible Sodomy	0	0	0	
		Sexual Assault With An Object	0	0	0	
		Forcible Fondling	0	0	0	
		Incest	0	0	0	
Incident Total	19	Statutory Rape	0	0	0	
Offense Total	19	Aggravated Assault	3	2	0	
Group A Crimes per 100,000 population	N/A	Simple Assault	2	2	0	
		Intimidation	0	0	0	
		Human Trafficking, Commercial Sex Acts	0	0	0	
		Human Trafficking, Involuntary Servitude	0	0	0	
		Crimes Against Property				
Total Arrests	40	Arson	0	0	0	
Adult Arrests	40	Bribery	0	0	0	
Juvenile Arrests	0	Burglary/Breaking & Entering	0	0	0	
Unknown Age	0	Counterfeiting/Forgery	0	0	0	
Arrests per 100,000 population	N/A	Destruction/Damage/Vandalism of Property	0	0	0	
		Embezzlement	0	0	0	
		Extortion/Blackmail	0	0	0	
		False Pretenses/Swindle/Confidence Game	1	0	0	
		Credit Card/Automatic Teller Fraud	0	0	0	
		Impersonation	2	2	0	
		Welfare Fraud	0	0	0	
		Wire Fraud	0	0	0	
		Identity Theft	0	0	0	
		Hacking/Computer Invasion	0	0	0	
		Robbery	0	0	0	
		Pocket-picking	0	0	0	
		Purse-snatching	0	0	0	
		Shoplifting	0	0	0	
		Theft From Building	0	0	0	
		Theft From Coin Operated Machine or Device	0	0	0	
		Theft From Motor Vehicle	0	0	0	
		Theft of Motor Vehicle Parts/Accessories	0	0	0	
		All Other Larceny	0	0	0	
		Motor Vehicle Theft	0	0	0	
		Stolen Property Offenses	0	0	0	
		Crimes Against Society				
		Drug/Narcotic Violations	10	7	0	
		Drug Equipment Violations	0	0	0	
		Betting/Wagering	0	0	0	
		Operating/Promoting/Assisting Gambling	0	0	0	
		Gambling Equipment Violations	0	0	0	
		Sports Tampering	0	0	0	
		Pornography/Obscene Material	0	0	0	
		Prostitution	0	0	0	
		Assisting or Promoting Prostitution	0	0	0	
		Purchasing Prostitution	0	0	0	
		Weapon Law Violations	1	1	0	
		Animal Cruelty	0	0	0	
		Total Group A Offenses	19	14		
Group B Arrests						
Offense	Adult	Juvenile				
Bad Checks	0	0				
Curfew/Loitering/Vagrancy Violations	0	0				
Disorderly Conduct	0	0				
Driving Under the Influence	21	0				
Drunkenness	0	0				
Family Offenses (Nonviolent)	0	0				
Liquor Law Violations	0	0				
Peeping Tom	0	0				
Trespass of Real Property	0	0				
All Other Offenses	5	0				
Total Group B	26	0				

(*) Offenses are counted using the FBI Units of Count for Crime

(**) The 'Arrests' column shows arrests made for incidents during the selected period, regardless of arrest date. Arrest counts for the same period may change over time.

State Police - Buchanan CO - VA014SP00 - NIBRS Agency Crime Overview - 2020

2020 Population Estimate			N/A	Offenses (*)		Arrests (**)	
				Reported	Adult	Juvenile	
Law Enforcement Employees			Crimes Against Persons				
Sworn Male	0		Murder and Nonnegligent Manslaughter	0	0	0	
Sworn Female	0		Negligent Manslaughter	1	0	0	
Civilian Male	0		Kidnapping/Abduction	0	0	0	
Civilian Female	0		Forcible Rape	0	0	0	
Total:	0		Forcible Sodomy	0	0	0	
Offense Overview			Sexual Assault With An Object	0	0	0	
			Forcible Fondling	1	0	0	
			Incest	0	0	0	
Incident Total	46		Statutory Rape	0	0	0	
Offense Total	57		Aggravated Assault	2	0	0	
Group A Crimes per 100,000 population	N/A		Simple Assault	1	1	0	
			Intimidation	0	0	0	
			Human Trafficking, Commercial Sex Acts	0	0	0	
			Human Trafficking, Involuntary Servitude	0	0	0	
Arrest Overview			Crimes Against Property				
Total Arrests	46		Arson	2	0	0	
Adult Arrests	46		Bribery	0	0	0	
Juvenile Arrests	0		Burglary/Breaking & Entering	0	0	0	
Unknown Age	0		Counterfeiting/Forgery	0	0	0	
Arrests per 100,000 population	N/A		Destruction/Damage/Vandalism of Property	2	0	0	
			Embezzlement	0	0	0	
			Extortion/Blackmail	0	0	0	
			False Pretenses/Swindle/Confidence Game	10	4	0	
			Credit Card/Automatic Teller Fraud	0	0	0	
			Impersonation	1	1	0	
			Welfare Fraud	0	0	0	
			Wire Fraud	0	0	0	
			Identity Theft	0	0	0	
			Hacking/Computer Invasion	0	0	0	
			Robbery	0	0	0	
			Pocket-picking	0	0	0	
			Purse-snatching	0	0	0	
			Shoplifting	1	1	0	
			Theft From Building	0	0	0	
			Theft From Coin Operated Machine or Device	0	0	0	
			Theft From Motor Vehicle	0	0	0	
			Theft of Motor Vehicle Parts/Accessories	0	0	0	
			All Other Larceny	4	0	0	
			Motor Vehicle Theft	1	0	0	
Total Group B			Stolen Property Offenses	0	0	0	
			Crimes Against Society				
			Drug/Narcotic Violations	21	13	0	
			Drug Equipment Violations	6	3	0	
			Betting/Wagering	0	0	0	
			Operating/Promoting/Assisting Gambling	0	0	0	
			Gambling Equipment Violations	0	0	0	
			Sports Tampering	0	0	0	
			Pornography/Obscene Material	0	0	0	
			Prostitution	0	0	0	
			Assisting or Promoting Prostitution	0	0	0	
			Purchasing Prostitution	0	0	0	
			Weapon Law Violations	4	1	0	
			Animal Cruelty	0	0	0	
			Total Group A Offenses	57	24	0	

(*) Offenses are counted using the FBI Units of Count for Crime

(**) The 'Arrests' column shows arrests made for incidents during the selected period, regardless of arrest date. Arrest counts for the same period may change over time.

State Police - Buckingham CO - VA015SP00 - NIBRS Agency Crime Overview - 2020

2020 Population Estimate		N/A	Offenses (*)		Arrests (**)	
			Reported	Adult	Juvenile	
			Group A Offenses			
Law Enforcement Employees		Crimes Against Persons				
Sworn Male	0	Murder and Nonnegligent Manslaughter	0	0	0	
Sworn Female	0	Negligent Manslaughter	0	0	0	
Civilian Male	0	Kidnapping/Abduction	0	0	0	
Civilian Female	0	Forcible Rape	0	0	0	
Total:	0	Forcible Sodomy	0	0	0	
		Sexual Assault With An Object	0	0	0	
		Forcible Fondling	0	0	0	
		Incest	0	0	0	
Offense Overview		Statutory Rape	0	0	0	
Incident Total	28	Aggravated Assault	1	0	0	
Offense Total	29	Simple Assault	0	0	0	
Group A Crimes per 100,000 population	N/A	Intimidation	0	0	0	
		Human Trafficking, Commercial Sex Acts	0	0	0	
		Human Trafficking, Involuntary Servitude	0	0	0	
Arrest Overview		Crimes Against Property				
Total Arrests	22	Arson	0	0	0	
Adult Arrests	21	Bribery	0	0	0	
Juvenile Arrests	1	Burglary/Breaking & Entering	0	0	0	
Unknown Age	0	Counterfeiting/Forgery	0	0	0	
Arrests per 100,000 population	N/A	Destruction/Damage/Vandalism of Property	2	1	0	
		Embezzlement	0	0	0	
		Extortion/Blackmail	0	0	0	
		False Pretenses/Swindle/Confidence Game	0	0	0	
		Credit Card/Automatic Teller Fraud	0	0	0	
		Impersonation	0	0	0	
		Welfare Fraud	0	0	0	
		Wire Fraud	0	0	0	
		Identity Theft	0	0	0	
		Hacking/Computer Invasion	0	0	0	
		Robbery	0	0	0	
		Pocket-picking	0	0	0	
		Purse-snatching	0	0	0	
		Shoplifting	0	0	0	
		Theft From Building	0	0	0	
		Theft From Coin Operated Machine or Device	0	0	0	
		Theft From Motor Vehicle	0	0	0	
		Theft of Motor Vehicle Parts/Accessories	0	0	0	
		All Other Larceny	1	0	0	
		Motor Vehicle Theft	0	0	0	
		Stolen Property Offenses	0	0	0	
		Crimes Against Society				
		Drug/Narcotic Violations	22	6	0	
		Drug Equipment Violations	0	0	0	
		Betting/Wagering	0	0	0	
		Operating/Promoting/Assisting Gambling	0	0	0	
		Gambling Equipment Violations	0	0	0	
		Sports Tampering	0	0	0	
		Pornography/Obscene Material	1	1	0	
		Prostitution	0	0	0	
		Assisting or Promoting Prostitution	0	0	0	
		Purchasing Prostitution	0	0	0	
		Weapon Law Violations	2	0	0	
		Animal Cruelty	0	0	0	
		Total Group A Offenses	29	8		
Group B Arrests						
Offense	Adult	Juvenile				
Bad Checks	0	0				
Curfew/Loitering/Vagrancy Violations	0	0				
Disorderly Conduct	0	0				
Driving Under the Influence	9	0				
Drunkenness	0	0				
Family Offenses (Nonviolent)	0	0				
Liquor Law Violations	0	0				
Peeping Tom	0	0				
Trespass of Real Property	0	0				
All Other Offenses	4	1				
Total Group B	13	1				

(*) Offenses are counted using the FBI Units of Count for Crime

(**) The 'Arrests' column shows arrests made for incidents during the selected period, regardless of arrest date. Arrest counts for the same period may change over time.

State Police - Buena Vista - VA101SP00 - NIBRS Agency Crime Overview - 2020

2020 Population Estimate			N/A	Offenses (*)		Arrests (**)	
				Group A Offenses	Reported	Adult	Juvenile
Law Enforcement Employees			Crimes Against Persons				
Sworn Male	0		Murder and Nonnegligent Manslaughter		0	0	0
Sworn Female	0		Negligent Manslaughter		0	0	0
Civilian Male	0		Kidnapping/Abduction		0	0	0
Civilian Female	0		Forcible Rape		0	0	0
Total:	0		Forcible Sodomy		0	0	0
			Sexual Assault With An Object		0	0	0
			Forcible Fondling		0	0	0
Offense Overview			Incest		0	0	0
Incident Total	17		Statutory Rape		0	0	0
Offense Total	18		Aggravated Assault		0	0	0
Group A Crimes per 100,000 population	N/A		Simple Assault		0	0	0
			Intimidation		0	0	0
			Human Trafficking, Commercial Sex Acts		0	0	0
			Human Trafficking, Involuntary Servitude		0	0	0
Arrest Overview			Crimes Against Property				
Total Arrests	0		Arson		0	0	0
Adult Arrests	0		Bribery		0	0	0
Juvenile Arrests	0		Burglary/Breaking & Entering		0	0	0
Unknown Age	0		Counterfeiting/Forgery		0	0	0
Arrests per 100,000 population	N/A		Destruction/Damage/Vandalism of Property		0	0	0
			Embezzlement		0	0	0
			Extortion/Blackmail		0	0	0
			False Pretenses/Swindle/Confidence Game		4	0	0
			Credit Card/Automatic Teller Fraud		0	0	0
			Impersonation		0	0	0
Group B Arrests			Welfare Fraud		0	0	0
Offense	Adult	Juvenile	Wire Fraud		0	0	0
Bad Checks	0	0	Identity Theft		0	0	0
Curfew/Loitering/Vagrancy Violations	0	0	Hacking/Computer Invasion		0	0	0
Disorderly Conduct	0	0	Robbery		0	0	0
Driving Under the Influence	0	0	Pocket-picking		0	0	0
Drunkenness	0	0	Purse-snatching		0	0	0
Family Offenses (Nonviolent)	0	0	Shoplifting		0	0	0
Liquor Law Violations	0	0	Theft From Building		0	0	0
Peeping Tom	0	0	Theft From Coin Operated Machine or Device		0	0	0
Trespass of Real Property	0	0	Theft From Motor Vehicle		0	0	0
All Other Offenses	0	0	Theft of Motor Vehicle Parts/Accessories		0	0	0
Total Group B	0	0	All Other Larceny		0	0	0
			Motor Vehicle Theft		0	0	0
			Stolen Property Offenses		0	0	0
			Crimes Against Society				
			Drug/Narcotic Violations		13	0	0
			Drug Equipment Violations		0	0	0
			Betting/Wagering		0	0	0
			Operating/Promoting/Assisting Gambling		0	0	0
			Gambling Equipment Violations		0	0	0
			Sports Tampering		0	0	0
			Pornography/Obscene Material		0	0	0
			Prostitution		0	0	0
			Assisting or Promoting Prostitution		0	0	0
			Purchasing Prostitution		0	0	0
			Weapon Law Violations		1	0	0
			Animal Cruelty		0	0	0
			Total Group A Offenses		18	0	0

(*) Offenses are counted using the FBI Units of Count for Crime

(**) The 'Arrests' column shows arrests made for incidents during the selected period, regardless of arrest date. Arrest counts for the same period may change over time.

State Police - Campbell CO - VA016SP00 - NIBRS Agency Crime Overview - 2020

2020 Population Estimate			N/A	Offenses (*)	Arrests (**)	
				Reported	Adult	Juvenile
Law Enforcement Employees						
Sworn Male		0	Murder and Nonnegligent Manslaughter	0	0	0
Sworn Female		0	Negligent Manslaughter	0	0	0
Civilian Male		0	Kidnapping/Abduction	0	0	0
Civilian Female		0	Forcible Rape	0	0	0
Total:		0	Forcible Sodomy	0	0	0
			Sexual Assault With An Object	0	0	0
			Forcible Fondling	0	0	0
			Incest	0	0	0
Incident Total		88	Statutory Rape	0	0	0
Offense Total		94	Aggravated Assault	2	0	0
Group A Crimes per 100,000 population		N/A	Simple Assault	4	2	0
			Intimidation	1	1	0
			Human Trafficking, Commercial Sex Acts	0	0	0
			Human Trafficking, Involuntary Servitude	0	0	0
Arrest Overview			Crimes Against Property			
Total Arrests		59	Arson	0	0	0
Adult Arrests		59	Bribery	0	0	0
Juvenile Arrests		0	Burglary/Breaking & Entering	0	0	0
Unknown Age		0	Counterfeiting/Forgery	0	0	0
Arrests per 100,000 population		N/A	Destruction/Damage/Vandalism of Property	3	0	0
			Embezzlement	1	0	0
			Extortion/Blackmail	0	0	0
			False Pretenses/Swindle/Confidence Game	15	0	0
			Credit Card/Automatic Teller Fraud	0	0	0
			Impersonation	0	0	0
Group B Arrests			Welfare Fraud	0	0	0
Offense	Adult	Juvenile	Wire Fraud	0	0	0
Bad Checks	0	0	Identity Theft	0	0	0
Curfew/Loitering/Vagrancy Violations	0	0	Hacking/Computer Invasion	0	0	0
Disorderly Conduct	0	0	Robbery	0	0	0
Driving Under the Influence	34	0	Pocket-picking	0	0	0
Drunkenness	1	0	Purse-snatching	0	0	0
Family Offenses (Nonviolent)	0	0	Shoplifting	0	0	0
Liquor Law Violations	0	0	Theft From Building	0	0	0
Loitering Tom	0	0	Theft From Coin Operated Machine or Device	0	0	0
Respass of Real Property	0	0	Theft From Motor Vehicle	0	0	0
All Other Offenses	1	0	Theft of Motor Vehicle Parts/Accessories	0	0	0
Total Group B	36	0	All Other Larceny	1	0	0
			Motor Vehicle Theft	0	0	0
			Stolen Property Offenses	1	1	0
			Crimes Against Society			
			Drug/Narcotic Violations	62	19	0
			Drug Equipment Violations	0	0	0
			Betting/Wagering	0	0	0
			Operating/Promoting/Assisting Gambling	0	0	0
			Gambling Equipment Violations	0	0	0
			Sports Tampering	0	0	0
			Pornography/Obscene Material	0	0	0
			Prostitution	0	0	0
			Assisting or Promoting Prostitution	0	0	0
			Purchasing Prostitution	0	0	0
			Weapon Law Violations	4	0	0
			Animal Cruelty	0	0	0
			Total Group A Offenses	94	23	0

(*) Offenses are counted using the FBI Units of Count for Crime

(**) The 'Arrests' column shows arrests made for incidents during the selected period, regardless of arrest date. Arrest counts for the same period may change over time.

State Police - Caroline CO - VA017SP00 - NIBRS Agency Crime Overview - 2020

2020 Population Estimate			N/A	Offenses (*)		Arrests (**)	
				Reported	Adult	Juvenile	
Law Enforcement Employees							
Sworn Male	0		Murder and Nonnegligent Manslaughter	0	0	0	
Sworn Female	0		Negligent Manslaughter	0	0	0	
Civilian Male	0		Kidnapping/Abduction	0	0	0	
Civilian Female	0		Forcible Rape	0	0	0	
Total:	0		Forcible Sodomy	0	0	0	
			Sexual Assault With An Object	0	0	0	
			Forcible Fondling	0	0	0	
			Incest	0	0	0	
Incident Total	70		Statutory Rape	0	0	0	
Offense Total	78		Aggravated Assault	7	3	0	
Group A Crimes per 100,000 population	N/A		Simple Assault	1	0	0	
			Intimidation	0	0	0	
			Human Trafficking, Commercial Sex Acts	1	0	0	
			Human Trafficking, Involuntary Servitude	0	0	0	
Arrest Overview							
Total Arrests	65		Crimes Against Property				
Adult Arrests	64		Arson	0	0	0	
Juvenile Arrests	0		Bribery	0	0	0	
Unknown Age	1		Burglary/Breaking & Entering	0	0	0	
Arrests per 100,000 population	N/A		Counterfeiting/Forgery	0	0	0	
			Destruction/Damage/Vandalism of Property	1	0	0	
			Embezzlement	1	0	0	
			Extortion/Blackmail	1	0	0	
			False Pretenses/Swindle/Confidence Game	2	2	0	
			Credit Card/Automatic Teller Fraud	0	0	0	
			Impersonation	0	0	0	
			Welfare Fraud	0	0	0	
Group B Arrests							
			Wire Fraud	0	0	0	
Offense	Adult	Juvenile	Identity Theft	0	0	0	
Bad Checks	0	0	Hacking/Computer Invasion	0	0	0	
Curfew/Loitering/Vagrancy Violations	0	0	Robbery	0	0	0	
Disorderly Conduct	1	0	Pocket-picking	0	0	0	
Driving Under the Influence	26	0	Purse-snatching	0	0	0	
Drunkenness	1	0	Shoplifting	0	0	0	
Family Offenses (Nonviolent)	0	0	Theft From Building	0	0	0	
Liquor Law Violations	0	0	Theft From Coin Operated Machine or Device	0	0	0	
Loitering Tom	0	0	Theft From Motor Vehicle	0	0	0	
Misappropriation of Real Property	0	0	Theft of Motor Vehicle Parts/Accessories	0	0	0	
All Other Offenses	5	0	All Other Larceny	4	0	0	
Total Group B	33	0	Motor Vehicle Theft	23	2	0	
			Stolen Property Offenses	2	0	0	
			Crimes Against Society				
			Drug/Narcotic Violations	29	22	0	
			Drug Equipment Violations	4	2	0	
			Betting/Wagering	0	0	0	
			Operating/Promoting/Assisting Gambling	0	0	0	
			Gambling Equipment Violations	0	0	0	
			Sports Tampering	0	0	0	
			Pornography/Obscene Material	0	0	0	
			Prostitution	0	0	0	
			Assisting or Promoting Prostitution	0	0	0	
			Purchasing Prostitution	0	0	0	
			Weapon Law Violations	2	0	0	
			Animal Cruelty	0	0	0	
			Total Group A Offenses	78	31	0	

(*) Offenses are counted using the FBI Units of Count for Crime

(**) The 'Arrests' column shows arrests made for incidents during the selected period, regardless of arrest date. Arrest counts for the same period may change over time.

State Police - Carroll CO - VA018SP00 - NIBRS Agency Crime Overview - 2020

2020 Population Estimate			N/A	Offenses (*)		Arrests (**)	
				Reported	Adult	Juvenile	
Law Enforcement Employees							
Sworn Male		0	Murder and Nonnegligent Manslaughter	0	0	0	
Sworn Female		0	Negligent Manslaughter	0	0	0	
Civilian Male		0	Kidnapping/Abduction	0	0	0	
Civilian Female		0	Forcible Rape	0	0	0	
Total:		0	Forcible Sodomy	0	0	0	
			Sexual Assault With An Object	0	0	0	
			Forcible Fondling	0	0	0	
			Incest	0	0	0	
Incident Total		37	Statutory Rape	0	0	0	
Offense Total		46	Aggravated Assault	1	0	0	
Group A Crimes per 100,000 population		N/A	Simple Assault	3	2	0	
			Intimidation	1	1	0	
			Human Trafficking, Commercial Sex Acts	0	0	0	
			Human Trafficking, Involuntary Servitude	1	0	0	
Arrest Overview			Crimes Against Property				
Total Arrests		63	Arson	0	0	0	
Adult Arrests		63	Bribery	0	0	0	
Juvenile Arrests		0	Burglary/Breaking & Entering	1	0	0	
Unknown Age		0	Counterfeiting/Forgery	0	0	0	
Arrests per 100,000 population		N/A	Destruction/Damage/Vandalism of Property	2	1	0	
			Embezzlement	0	0	0	
			Extortion/Blackmail	0	0	0	
			False Pretenses/Swindle/Confidence Game	8	4	0	
			Credit Card/Automatic Teller Fraud	0	0	0	
			Impersonation	0	0	0	
Group B Arrests			Welfare Fraud	0	0	0	
Offense	Adult	Juvenile	Wire Fraud	1	0	0	
Bad Checks	0	0	Identity Theft	0	0	0	
Curfew/Loitering/Vagrancy Violations	1	0	Hacking/Computer Invasion	0	0	0	
Disorderly Conduct	1	0	Robbery	0	0	0	
Driving Under the Influence	27	0	Pocket-picking	0	0	0	
Drunkenness	6	0	Purse-snatching	0	0	0	
Family Offenses (Nonviolent)	0	0	Shoplifting	0	0	0	
Liquor Law Violations	0	0	Theft From Building	0	0	0	
Loitering Tom	0	0	Theft From Coin Operated Machine or Device	0	0	0	
Respass of Real Property	0	0	Theft From Motor Vehicle	0	0	0	
All Other Offenses	4	0	Theft of Motor Vehicle Parts/Accessories	0	0	0	
Total Group B	39	0	All Other Larceny	2	0	0	
			Motor Vehicle Theft	2	0	0	
			Stolen Property Offenses	0	0	0	
			Crimes Against Society				
			Drug/Narcotic Violations	17	15	0	
			Drug Equipment Violations	0	0	0	
			Betting/Wagering	0	0	0	
			Operating/Promoting/Assisting Gambling	0	0	0	
			Gambling Equipment Violations	0	0	0	
			Sports Tampering	0	0	0	
			Pornography/Obscene Material	0	0	0	
			Prostitution	0	0	0	
			Assisting or Promoting Prostitution	0	0	0	
			Purchasing Prostitution	0	0	0	
			Weapon Law Violations	7	1	0	
			Animal Cruelty	0	0	0	
			Total Group A Offenses	46	24	0	

(*) Offenses are counted using the FBI Units of Count for Crime

(**) The 'Arrests' column shows arrests made for incidents during the selected period, regardless of arrest date. Arrest counts for the same period may change over time.

State Police - Charles City CO - VA019SP00 - NIBRS Agency Crime Overview - 2020

2020 Population Estimate			N/A	Offenses (*)	Arrests (**)	
				Reported	Adult	Juvenile
Law Enforcement Employees						
Sworn Male		0	Murder and Nonnegligent Manslaughter	0	0	0
Sworn Female		0	Negligent Manslaughter	0	0	0
Civilian Male		0	Kidnapping/Abduction	0	0	0
Civilian Female		0	Forcible Rape	0	0	0
Total:		0	Forcible Sodomy	0	0	0
			Sexual Assault With An Object	0	0	0
			Forcible Fondling	0	0	0
			Incest	0	0	0
Incident Total		6	Statutory Rape	0	0	0
Offense Total		6	Aggravated Assault	0	0	0
Group A Crimes per 100,000 population		N/A	Simple Assault	0	0	0
			Intimidation	1	0	0
			Human Trafficking, Commercial Sex Acts	0	0	0
			Human Trafficking, Involuntary Servitude	0	0	0
Arrest Overview			Crimes Against Property			
Total Arrests		14	Arson	0	0	0
Adult Arrests		14	Bribery	0	0	0
Juvenile Arrests		0	Burglary/Breaking & Entering	0	0	0
Unknown Age		0	Counterfeiting/Forgery	0	0	0
Arrests per 100,000 population		N/A	Destruction/Damage/Vandalism of Property	0	0	0
			Embezzlement	0	0	0
			Extortion/Blackmail	0	0	0
			False Pretenses/Swindle/Confidence Game	0	0	0
			Credit Card/Automatic Teller Fraud	0	0	0
			Impersonation	0	0	0
Group B Arrests			Welfare Fraud	0	0	0
Offense	Adult	Juvenile	Wire Fraud	0	0	0
Bad Checks	0	0	Identity Theft	0	0	0
Curfew/Loitering/Vagrancy Violations	0	0	Hacking/Computer Invasion	0	0	0
Disorderly Conduct	0	0	Robbery	0	0	0
Driving Under the Influence	8	0	Pocket-picking	0	0	0
Drunkenness	1	0	Purse-snatching	0	0	0
Family Offenses (Nonviolent)	0	0	Shoplifting	0	0	0
Liquor Law Violations	0	0	Theft From Building	0	0	0
Loitering/Trespassing	0	0	Theft From Coin Operated Machine or Device	0	0	0
Respass of Real Property	0	0	Theft From Motor Vehicle	0	0	0
All Other Offenses	1	0	Theft of Motor Vehicle Parts/Accessories	0	0	0
Total Group B	10	0	All Other Larceny	0	0	0
			Motor Vehicle Theft	0	0	0
			Stolen Property Offenses	0	0	0
			Crimes Against Society			
			Drug/Narcotic Violations	4	3	0
			Drug Equipment Violations	0	0	0
			Betting/Wagering	0	0	0
			Operating/Promoting/Assisting Gambling	0	0	0
			Gambling Equipment Violations	0	0	0
			Sports Tampering	0	0	0
			Pornography/Obscene Material	0	0	0
			Prostitution	0	0	0
			Assisting or Promoting Prostitution	0	0	0
			Purchasing Prostitution	0	0	0
			Weapon Law Violations	1	1	0
			Animal Cruelty	0	0	0
			Total Group A Offenses	6	4	0

(*) Offenses are counted using the FBI Units of Count for Crime

(**) The 'Arrests' column shows arrests made for incidents during the selected period, regardless of arrest date. Arrest counts for the same period may change over time.

State Police - Charlotte CO - VA020SP00 - NIBRS Agency Crime Overview - 2020

2020 Population Estimate			N/A	Offenses (*)		Arrests (**)	
				Reported	Adult	Juvenile	
Law Enforcement Employees			Group A Offenses				
			Crimes Against Persons				
Sworn Male	0		Murder and Nonnegligent Manslaughter	0	0	0	
Sworn Female	0		Negligent Manslaughter	0	0	0	
Civilian Male	0		Kidnapping/Abduction	0	0	0	
Civilian Female	0		Forcible Rape	1	0	0	
Total:	0		Forcible Sodomy	0	0	0	
			Sexual Assault With An Object	0	0	0	
			Forcible Fondling	0	0	0	
			Incest	0	0	0	
Incident Total	30		Statutory Rape	0	0	0	
Offense Total	34		Aggravated Assault	0	0	0	
Group A Crimes per 100,000 population	N/A		Simple Assault	1	1	0	
			Intimidation	0	0	0	
			Human Trafficking, Commercial Sex Acts	0	0	0	
			Human Trafficking, Involuntary Servitude	0	0	0	
Arrest Overview			Crimes Against Property				
Total Arrests	25		Arson	0	0	0	
Adult Arrests	24		Bribery	0	0	0	
Juvenile Arrests	1		Burglary/Breaking & Entering	0	0	0	
Unknown Age	0		Counterfeiting/Forgery	0	0	0	
Arrests per 100,000 population	N/A		Destruction/Damage/Vandalism of Property	0	0	0	
			Embezzlement	0	0	0	
			Extortion/Blackmail	0	0	0	
			False Pretenses/Swindle/Confidence Game	1	0	0	
			Credit Card/Automatic Teller Fraud	0	0	0	
			Impersonation	0	0	0	
			Welfare Fraud	0	0	0	
			Wire Fraud	0	0	0	
			Identity Theft	0	0	0	
			Hacking/Computer Invasion	0	0	0	
			Robbery	0	0	0	
			Pocket-picking	0	0	0	
			Purse-snatching	0	0	0	
			Shoplifting	0	0	0	
			Theft From Building	0	0	0	
			Theft From Coin Operated Machine or Device	0	0	0	
			Theft From Motor Vehicle	0	0	0	
			Theft of Motor Vehicle Parts/Accessories	0	0	0	
			All Other Larceny	0	0	0	
			Motor Vehicle Theft	0	0	0	
			Stolen Property Offenses	0	0	0	
			Crimes Against Society				
			Drug/Narcotic Violations	25	8	0	
			Drug Equipment Violations	1	0	0	
			Betting/Wagering	0	0	0	
			Operating/Promoting/Assisting Gambling	0	0	0	
			Gambling Equipment Violations	0	0	0	
			Sports Tampering	0	0	0	
			Pornography/Obscene Material	0	0	0	
			Prostitution	0	0	0	
			Assisting or Promoting Prostitution	0	0	0	
			Purchasing Prostitution	0	0	0	
			Weapon Law Violations	5	0	0	
			Animal Cruelty	0	0	0	
			Total Group A Offenses	34	9		
Group B Arrests							
Offense	Adult	Juvenile					
Bad Checks	0	0					
Curfew/Loitering/Vagrancy Violations	0	0					
Disorderly Conduct	0	0					
Driving Under the Influence	13	1					
Drunkenness	0	0					
Family Offenses (Nonviolent)	0	0					
Liquor Law Violations	0	0					
Peeping Tom	0	0					
Trespass of Real Property	0	0					
All Other Offenses	2	0					
Total Group B	15	1					

(*) Offenses are counted using the FBI Units of Count for Crime

(**) The 'Arrests' column shows arrests made for incidents during the selected period, regardless of arrest date. Arrest counts for the same period may change over time.

State Police - Charlottesville - VA102SP00 - NIBRS Agency Crime Overview - 2020

2020 Population Estimate			N/A	Offenses (*)		Arrests (**)	
				Reported	Adult	Juvenile	
Law Enforcement Employees							
			Crimes Against Persons				
Sworn Male		0	Murder and Nonnegligent Manslaughter	0	0	0	
Sworn Female		0	Negligent Manslaughter	0	0	0	
Civilian Male		0	Kidnapping/Abduction	0	0	0	
Civilian Female		0	Forcible Rape	0	0	0	
		0	Forcible Sodomy	0	0	0	
Total:		0	Sexual Assault With An Object	0	0	0	
			Forcible Fondling	0	0	0	
Offense Overview			Incest	0	0	0	
Incident Total		15	Statutory Rape	0	0	0	
Offense Total		17	Aggravated Assault	0	0	0	
Group A Crimes per 100,000 population		N/A	Simple Assault	0	0	0	
			Intimidation	0	0	0	
			Human Trafficking, Commercial Sex Acts	0	0	0	
			Human Trafficking, Involuntary Servitude	0	0	0	
Arrest Overview			Crimes Against Property				
Total Arrests		13	Arson	0	0	0	
Adult Arrests		13	Bribery	0	0	0	
Juvenile Arrests		0	Burglary/Breaking & Entering	0	0	0	
Unknown Age		0	Counterfeiting/Forgery	0	0	0	
Arrests per 100,000 population		N/A	Destruction/Damage/Vandalism of Property	0	0	0	
			Embezzlement	0	0	0	
			Extortion/Blackmail	0	0	0	
			False Pretenses/Swindle/Confidence Game	8	2	0	
			Credit Card/Automatic Teller Fraud	0	0	0	
			Impersonation	0	0	0	
Group B Arrests			Welfare Fraud	0	0	0	
Offense	Adult	Juvenile	Wire Fraud	0	0	0	
Bad Checks	0	0	Identity Theft	0	0	0	
Curfew/Loitering/Vagrancy Violations	0	0	Hacking/Computer Invasion	0	0	0	
Disorderly Conduct	0	0	Robbery	0	0	0	
Driving Under the Influence	1	0	Pocket-picking	0	0	0	
Drunkenness	0	0	Purse-snatching	0	0	0	
Family Offenses (Nonviolent)	0	0	Shoplifting	0	0	0	
Liquor Law Violations	0	0	Theft From Building	0	0	0	
Loitering/Trespassing	0	0	Theft From Coin Operated Machine or Device	0	0	0	
Misdemeanor Offenses	0	0	Theft From Motor Vehicle	0	0	0	
Offenses	0	0	Theft of Motor Vehicle Parts/Accessories	0	0	0	
Other Offenses	5	0	All Other Larceny	0	0	0	
Total Group B	6	0	Motor Vehicle Theft	0	0	0	
			Stolen Property Offenses	0	0	0	
			Crimes Against Society				
			Drug/Narcotic Violations	6	5	0	
			Drug Equipment Violations	0	0	0	
			Betting/Wagering	0	0	0	
			Operating/Promoting/Assisting Gambling	0	0	0	
			Gambling Equipment Violations	0	0	0	
			Sports Tampering	0	0	0	
			Pornography/Obscene Material	0	0	0	
			Prostitution	0	0	0	
			Assisting or Promoting Prostitution	0	0	0	
			Purchasing Prostitution	0	0	0	
			Weapon Law Violations	3	0	0	
			Animal Cruelty	0	0	0	
			Total Group A Offenses	17	7	0	

(*) Offenses are counted using the FBI Units of Count for Crime

(**) The 'Arrests' column shows arrests made for incidents during the selected period, regardless of arrest date. Arrest counts for the same period may change over time.

State Police - Chesapeake - VA103SP00 - NIBRS Agency Crime Overview - 2020

2020 Population Estimate			N/A	Offenses (*)		Arrests (**)	
				Reported	Adult	Juvenile	
Law Enforcement Employees							
			Crimes Against Persons				
Sworn Male		0	Murder and Nonnegligent Manslaughter	0	0	0	
Sworn Female		0	Negligent Manslaughter	0	0	0	
Civilian Male		0	Kidnapping/Abduction	0	0	0	
Civilian Female		0	Forcible Rape	0	0	0	
		0	Forcible Sodomy	0	0	0	
Total:		0	Sexual Assault With An Object	0	0	0	
			Forcible Fondling	0	0	0	
Offense Overview			Incest	0	0	0	
Incident Total		165	Statutory Rape	0	0	0	
Offense Total		224	Aggravated Assault	10	3	0	
Group A Crimes per 100,000 population		N/A	Simple Assault	7	2	1	
			Intimidation	0	0	0	
			Human Trafficking, Commercial Sex Acts	0	0	0	
			Human Trafficking, Involuntary Servitude	0	0	0	
Arrest Overview			Crimes Against Property				
Total Arrests		166	Arson	0	0	0	
Adult Arrests		160	Bribery	0	0	0	
Juvenile Arrests		5	Burglary/Breaking & Entering	0	0	0	
Unknown Age		1	Counterfeiting/Forgery	5	3	0	
Arrests per 100,000 population		N/A	Destruction/Damage/Vandalism of Property	4	1	0	
			Embezzlement	0	0	0	
			Extortion/Blackmail	0	0	0	
			False Pretenses/Swindle/Confidence Game	93	32	0	
			Credit Card/Automatic Teller Fraud	0	0	0	
			Impersonation	3	0	0	
Group B Arrests			Welfare Fraud	0	0	0	
Offense	Adult	Juvenile	Wire Fraud	0	0	0	
Bad Checks	0	0	Identity Theft	4	2	0	
Curfew/Loitering/Vagrancy Violations	0	0	Hacking/Computer Invasion	0	0	0	
Disorderly Conduct	0	0	Robbery	0	0	0	
Driving Under the Influence	64	0	Pocket-picking	0	0	0	
Drunkenness	0	0	Purse-snatching	0	0	0	
Family Offenses (Nonviolent)	0	0	Shoplifting	0	0	0	
Liquor Law Violations	0	0	Theft From Building	0	0	0	
Loitering/Trespassing	0	0	Theft From Coin Operated Machine or Device	0	0	0	
Respass of Real Property	0	0	Theft From Motor Vehicle	0	0	0	
All Other Offenses	25	1	Theft of Motor Vehicle Parts/Accessories	0	0	0	
Total Group B	89	1	All Other Larceny	6	1	0	
			Motor Vehicle Theft	8	0	0	
			Stolen Property Offenses	9	5	3	
			Crimes Against Society				
			Drug/Narcotic Violations	24	12	0	
			Drug Equipment Violations	3	0	0	
			Betting/Wagering	0	0	0	
			Operating/Promoting/Assisting Gambling	0	0	0	
			Gambling Equipment Violations	0	0	0	
			Sports Tampering	0	0	0	
			Pornography/Obscene Material	0	0	0	
			Prostitution	0	0	0	
			Assisting or Promoting Prostitution	0	0	0	
			Purchasing Prostitution	0	0	0	
			Weapon Law Violations	48	10	0	
			Animal Cruelty	0	0	0	
			Total Group A Offenses	224	71	4	

(*) Offenses are counted using the FBI Units of Count for Crime

(**) The 'Arrests' column shows arrests made for incidents during the selected period, regardless of arrest date. Arrest counts for the same period may change over time.

State Police - Chesterfield CO - VA021SP00 - NIBRS Agency Crime Overview - 2020

2020 Population Estimate		N/A	Offenses (*)		Arrests (**)	
			Reported	Adult	Juvenile	
Law Enforcement Employees			Group A Offenses			
			Crimes Against Persons			
Sworn Male	0		Murder and Nonnegligent Manslaughter	0	0	0
Sworn Female	0		Negligent Manslaughter	2	1	0
Civilian Male	0		Kidnapping/Abduction	0	0	0
Civilian Female	0		Forcible Rape	0	0	0
	0		Forcible Sodomy	0	0	0
Total:	0		Sexual Assault With An Object	0	0	0
			Forcible Fondling	0	0	0
Offense Overview			Incest	0	0	0
Incident Total	190		Statutory Rape	0	0	0
Offense Total	222		Aggravated Assault	5	2	0
Group A Crimes per 100,000 population	N/A		Simple Assault	3	4	0
			Intimidation	3	2	0
			Human Trafficking, Commercial Sex Acts	0	0	0
			Human Trafficking, Involuntary Servitude	0	0	0
Arrest Overview			Crimes Against Property			
Total Arrests	256		Arson	0	0	0
Adult Arrests	255		Bribery	0	0	0
Juvenile Arrests	1		Burglary/Breaking & Entering	0	0	0
Unknown Age	0		Counterfeiting/Forgery	5	4	0
Arrests per 100,000 population	N/A		Destruction/Damage/Vandalism of Property	2	1	0
			Embezzlement	0	0	0
			Extortion/Blackmail	0	0	0
			False Pretenses/Swindle/Confidence Game	33	3	0
			Credit Card/Automatic Teller Fraud	0	0	0
			Impersonation	9	4	0
			Welfare Fraud	0	0	0
			Wire Fraud	0	0	0
			Identity Theft	4	0	0
			Hacking/Computer Invasion	0	0	0
			Robbery	0	0	0
			Pocket-picking	0	0	0
	Purse-snatching	0	0	0		
	Shoplifting	0	0	0		
	Theft From Building	0	0	0		
	Theft From Coin Operated Machine or Device	0	0	0		
	Theft From Motor Vehicle	0	0	0		
	Theft of Motor Vehicle Parts/Accessories	0	0	0		
	All Other Larceny	5	0	0		
	Motor Vehicle Theft	0	0	0		
	Stolen Property Offenses	2	2	0		
Group B Arrests						
Offense	Adult	Juvenile				
Bad Checks	0	0				
Curfew/Loitering/Vagrancy Violations	0	0				
Disorderly Conduct	0	0				
Driving Under the Influence	70	0				
Drunkenness	1	0				
Family Offenses (Nonviolent)	0	0				
Liquor Law Violations	5	0				
Peeping Tom	0	0				
Trespass of Real Property	0	0				
All Other Offenses	47	1				
Total Group B	123	1				
			Crimes Against Society			
			Drug/Narcotic Violations	110	90	0
			Drug Equipment Violations	8	0	0
			Betting/Wagering	0	0	0
			Operating/Promoting/Assisting Gambling	0	0	0
			Gambling Equipment Violations	0	0	0
			Sports Tampering	0	0	0
			Pornography/Obscene Material	1	1	0
			Prostitution	0	0	0
			Assisting or Promoting Prostitution	0	0	0
			Purchasing Prostitution	0	0	0
			Weapon Law Violations	30	18	0
			Animal Cruelty	0	0	0
			Total Group A Offenses	222	132	0

(*) Offenses are counted using the FBI Units of Count for Crime

(**) The 'Arrests' column shows arrests made for incidents during the selected period, regardless of arrest date. Arrest counts for the same period may change over time.

State Police - Clarke CO - VA022SP00 - NIBRS Agency Crime Overview - 2020

2020 Population Estimate			N/A	Offenses (*)		Arrests (**)	
				Reported	Adult	Juvenile	
Law Enforcement Employees			Crimes Against Persons				
Sworn Male	0		Murder and Nonnegligent Manslaughter	0	0	0	
Sworn Female	0		Negligent Manslaughter	0	0	0	
Civilian Male	0		Kidnapping/Abduction	0	0	0	
Civilian Female	0		Forcible Rape	0	0	0	
Total:	0		Forcible Sodomy	0	0	0	
			Sexual Assault With An Object	0	0	0	
			Forcible Fondling	0	0	0	
Offense Overview			Incest	0	0	0	
Incident Total	15		Statutory Rape	0	0	0	
Offense Total	16		Aggravated Assault	0	0	0	
Group A Crimes per 100,000 population	N/A		Simple Assault	0	0	0	
			Intimidation	0	0	0	
			Human Trafficking, Commercial Sex Acts	0	0	0	
			Human Trafficking, Involuntary Servitude	0	0	0	
Arrest Overview			Crimes Against Property				
Total Arrests	14		Arson	0	0	0	
Adult Arrests	14		Bribery	0	0	0	
Juvenile Arrests	0		Burglary/Breaking & Entering	0	0	0	
Unknown Age	0		Counterfeiting/Forgery	0	0	0	
Arrests per 100,000 population	N/A		Destruction/Damage/Vandalism of Property	0	0	0	
			Embezzlement	0	0	0	
			Extortion/Blackmail	0	0	0	
			False Pretenses/Swindle/Confidence Game	2	0	0	
			Credit Card/Automatic Teller Fraud	0	0	0	
			Impersonation	0	0	0	
Group B Arrests			Welfare Fraud	0	0	0	
Offense	Adult	Juvenile	Wire Fraud	0	0	0	
Bad Checks	0	0	Identity Theft	0	0	0	
Curfew/Loitering/Vagrancy Violations	0	0	Hacking/Computer Invasion	0	0	0	
Disorderly Conduct	0	0	Robbery	0	0	0	
Driving Under the Influence	9	0	Pocket-picking	0	0	0	
Drunkenness	0	0	Purse-snatching	0	0	0	
Family Offenses (Nonviolent)	0	0	Shoplifting	0	0	0	
Liquor Law Violations	0	0	Theft From Building	0	0	0	
Loitering Tom	0	0	Theft From Coin Operated Machine or Device	0	0	0	
Respass of Real Property	0	0	Theft From Motor Vehicle	0	0	0	
All Other Offenses	1	0	Theft of Motor Vehicle Parts/Accessories	0	0	0	
Total Group B	10	0	All Other Larceny	0	0	0	
			Motor Vehicle Theft	0	0	0	
			Stolen Property Offenses	0	0	0	
			Crimes Against Society				
			Drug/Narcotic Violations	12	4	0	
			Drug Equipment Violations	0	0	0	
			Betting/Wagering	0	0	0	
			Operating/Promoting/Assisting Gambling	0	0	0	
			Gambling Equipment Violations	0	0	0	
			Sports Tampering	0	0	0	
			Pornography/Obscene Material	0	0	0	
			Prostitution	0	0	0	
			Assisting or Promoting Prostitution	0	0	0	
			Purchasing Prostitution	0	0	0	
			Weapon Law Violations	2	0	0	
			Animal Cruelty	0	0	0	
			Total Group A Offenses	16	4	0	

(*) Offenses are counted using the FBI Units of Count for Crime

(**) The 'Arrests' column shows arrests made for incidents during the selected period, regardless of arrest date. Arrest counts for the same period may change over time.

State Police - Clifton Forge - VA104SP00 - NIBRS Agency Crime Overview - 2020

2020 Population Estimate			N/A	Offenses (*)	Arrests (**)	
				Reported	Adult	Juvenile
Law Enforcement Employees						
Sworn Male	0		Murder and Nonnegligent Manslaughter	0	0	0
Sworn Female	0		Negligent Manslaughter	0	0	0
Civilian Male	0		Kidnapping/Abduction	0	0	0
Civilian Female	0		Forcible Rape	0	0	0
Total:	0		Forcible Sodomy	0	0	0
			Sexual Assault With An Object	0	0	0
			Forcible Fondling	0	0	0
			Incest	0	0	0
Incident Total	0		Statutory Rape	0	0	0
Offense Total	0		Aggravated Assault	0	0	0
Group A Crimes per 100,000 population	N/A		Simple Assault	0	0	0
			Intimidation	0	0	0
			Human Trafficking, Commercial Sex Acts	0	0	0
			Human Trafficking, Involuntary Servitude	0	0	0
Arrest Overview			Crimes Against Property			
Total Arrests	0		Arson	0	0	0
Adult Arrests	0		Bribery	0	0	0
Juvenile Arrests	0		Burglary/Breaking & Entering	0	0	0
Unknown Age	0		Counterfeiting/Forgery	0	0	0
Arrests per 100,000 population	N/A		Destruction/Damage/Vandalism of Property	0	0	0
			Embezzlement	0	0	0
			Extortion/Blackmail	0	0	0
			False Pretenses/Swindle/Confidence Game	0	0	0
			Credit Card/Automatic Teller Fraud	0	0	0
			Impersonation	0	0	0
			Welfare Fraud	0	0	0
Group B Arrests			Wire Fraud	0	0	0
Offense	Adult	Juvenile	Identity Theft	0	0	0
Bad Checks	0	0	Hacking/Computer Invasion	0	0	0
Curfew/Loitering/Vagrancy Violations	0	0	Robbery	0	0	0
Disorderly Conduct	0	0	Pocket-picking	0	0	0
Driving Under the Influence	0	0	Purse-snatching	0	0	0
Drunkenness	0	0	Shoplifting	0	0	0
Family Offenses (Nonviolent)	0	0	Theft From Building	0	0	0
Liquor Law Violations	0	0	Theft From Coin Operated Machine or Device	0	0	0
Loitering/Trespassing	0	0	Theft From Motor Vehicle	0	0	0
Misconduct of Real Property	0	0	Theft of Motor Vehicle Parts/Accessories	0	0	0
All Other Offenses	0	0	All Other Larceny	0	0	0
Total Group B	0	0	Motor Vehicle Theft	0	0	0
			Stolen Property Offenses	0	0	0
			Crimes Against Society			
			Drug/Narcotic Violations	0	0	0
			Drug Equipment Violations	0	0	0
			Betting/Wagering	0	0	0
			Operating/Promoting/Assisting Gambling	0	0	0
			Gambling Equipment Violations	0	0	0
			Sports Tampering	0	0	0
			Pornography/Obscene Material	0	0	0
			Prostitution	0	0	0
			Assisting or Promoting Prostitution	0	0	0
			Purchasing Prostitution	0	0	0
			Weapon Law Violations	0	0	0
			Animal Cruelty	0	0	0
			Total Group A Offenses	0	0	0

(*) Offenses are counted using the FBI Units of Count for Crime

(**) The 'Arrests' column shows arrests made for incidents during the selected period, regardless of arrest date. Arrest counts for the same period may change over time.

State Police - Colonial Heights - VA105SP00 - NIBRS Agency Crime Overview - 2020

2020 Population Estimate			N/A	Offenses (*)	Arrests (**)	
				Reported	Adult	Juvenile
Law Enforcement Employees						
Sworn Male		0	Murder and Nonnegligent Manslaughter	0	0	0
Sworn Female		0	Negligent Manslaughter	0	0	0
Civilian Male		0	Kidnapping/Abduction	0	0	0
Civilian Female		0	Forcible Rape	0	0	0
Total:		0	Forcible Sodomy	0	0	0
			Sexual Assault With An Object	0	0	0
			Forcible Fondling	0	0	0
			Incest	0	0	0
Incident Total		87	Statutory Rape	0	0	0
Offense Total		95	Aggravated Assault	1	0	0
Group A Crimes per 100,000 population		N/A	Simple Assault	2	2	0
			Intimidation	0	0	0
			Human Trafficking, Commercial Sex Acts	0	0	0
			Human Trafficking, Involuntary Servitude	0	0	0
Arrest Overview			Crimes Against Property			
Total Arrests		42	Arson	0	0	0
Adult Arrests		42	Bribery	0	0	0
Juvenile Arrests		0	Burglary/Breaking & Entering	0	0	0
Unknown Age		0	Counterfeiting/Forgery	0	0	0
Arrests per 100,000 population		N/A	Destruction/Damage/Vandalism of Property	0	0	0
			Embezzlement	0	0	0
			Extortion/Blackmail	0	0	0
			False Pretenses/Swindle/Confidence Game	61	5	0
			Credit Card/Automatic Teller Fraud	0	0	0
			Impersonation	1	1	0
Group B Arrests			Welfare Fraud	0	0	0
Offense	Adult	Juvenile	Wire Fraud	0	0	0
Bad Checks	0	0	Identity Theft	0	0	0
Curfew/Loitering/Vagrancy Violations	0	0	Hacking/Computer Invasion	0	0	0
Disorderly Conduct	0	0	Robbery	0	0	0
Driving Under the Influence	4	0	Pocket-picking	0	0	0
Drunkenness	0	0	Purse-snatching	0	0	0
Family Offenses (Nonviolent)	0	0	Shoplifting	0	0	0
Liquor Law Violations	0	0	Theft From Building	0	0	0
Loitering/Trespassing	0	0	Theft From Coin Operated Machine or Device	0	0	0
Misdemeanor Offenses	0	0	Theft From Motor Vehicle	0	0	0
Resale of Stolen Property	0	0	Theft of Motor Vehicle Parts/Accessories	0	0	0
All Other Offenses	9	0	All Other Larceny	0	0	0
Total Group B	13	0	Motor Vehicle Theft	1	1	0
			Stolen Property Offenses	1	1	0
			Crimes Against Society			
			Drug/Narcotic Violations	5	2	0
			Drug Equipment Violations	0	0	0
			Betting/Wagering	0	0	0
			Operating/Promoting/Assisting Gambling	0	0	0
			Gambling Equipment Violations	0	0	0
			Sports Tampering	0	0	0
			Pornography/Obscene Material	0	0	0
			Prostitution	0	0	0
			Assisting or Promoting Prostitution	0	0	0
			Purchasing Prostitution	0	0	0
			Weapon Law Violations	23	17	0
			Animal Cruelty	0	0	0
			Total Group A Offenses	95	29	0

(*) Offenses are counted using the FBI Units of Count for Crime

(**) The 'Arrests' column shows arrests made for incidents during the selected period, regardless of arrest date. Arrest counts for the same period may change over time.

State Police - Covington - VA106SP00 - NIBRS Agency Crime Overview - 2020

2020 Population Estimate			N/A	Offenses (*)	Arrests (**)	
				Reported	Adult	Juvenile
Law Enforcement Employees						
Sworn Male		0	Murder and Nonnegligent Manslaughter	0	0	0
Sworn Female		0	Negligent Manslaughter	0	0	0
Civilian Male		0	Kidnapping/Abduction	0	0	0
Civilian Female		0	Forcible Rape	0	0	0
Total:		0	Forcible Sodomy	0	0	0
			Sexual Assault With An Object	0	0	0
			Forcible Fondling	1	0	0
			Incest	0	0	0
Incident Total		21	Statutory Rape	0	0	0
Offense Total		22	Aggravated Assault	0	0	0
Group A Crimes per 100,000 population		N/A	Simple Assault	1	0	0
			Intimidation	0	0	0
			Human Trafficking, Commercial Sex Acts	0	0	0
			Human Trafficking, Involuntary Servitude	0	0	0
Arrest Overview						
Total Arrests		7	Crimes Against Property			
Adult Arrests		7	Arson	0	0	0
Juvenile Arrests		0	Bribery	0	0	0
Unknown Age		0	Burglary/Breaking & Entering	0	0	0
Arrests per 100,000 population		N/A	Counterfeiting/Forgery	0	0	0
			Destruction/Damage/Vandalism of Property	0	0	0
			Embezzlement	0	0	0
			Extortion/Blackmail	0	0	0
			False Pretenses/Swindle/Confidence Game	3	2	0
			Credit Card/Automatic Teller Fraud	0	0	0
			Impersonation	0	0	0
			Welfare Fraud	0	0	0
			Wire Fraud	0	0	0
			Identity Theft	0	0	0
			Hacking/Computer Invasion	0	0	0
			Robbery	0	0	0
			Pocket-picking	0	0	0
			Purse-snatching	0	0	0
			Shoplifting	0	0	0
			Theft From Building	0	0	0
			Theft From Coin Operated Machine or Device	0	0	0
			Theft From Motor Vehicle	0	0	0
			Theft of Motor Vehicle Parts/Accessories	0	0	0
			All Other Larceny	3	0	0
			Motor Vehicle Theft	0	0	0
			Stolen Property Offenses	0	0	0
Group B Arrests						
			Crimes Against Society			
			Drug/Narcotic Violations	13	2	0
			Drug Equipment Violations	1	0	0
			Betting/Wagering	0	0	0
			Operating/Promoting/Assisting Gambling	0	0	0
			Gambling Equipment Violations	0	0	0
			Sports Tampering	0	0	0
			Pornography/Obscene Material	0	0	0
			Prostitution	0	0	0
			Assisting or Promoting Prostitution	0	0	0
			Purchasing Prostitution	0	0	0
			Weapon Law Violations	0	0	0
			Animal Cruelty	0	0	0
			Total Group A Offenses	22	4	0

(*) Offenses are counted using the FBI Units of Count for Crime

(**) The 'Arrests' column shows arrests made for incidents during the selected period, regardless of arrest date. Arrest counts for the same period may change over time.

State Police - Craig CO - VA023SP00 - NIBRS Agency Crime Overview - 2020

2020 Population Estimate			N/A	Offenses (*)		Arrests (**)	
				Reported	Adult	Juvenile	
Law Enforcement Employees			Group A Offenses				
			Crimes Against Persons				
Sworn Male	0		Murder and Nonnegligent Manslaughter		1	0	0
Sworn Female	0		Negligent Manslaughter		0	0	0
Civilian Male	0		Kidnapping/Abduction		0	0	0
Civilian Female	0		Forcible Rape		0	0	0
Total:	0		Forcible Sodomy		0	0	0
			Sexual Assault With An Object		0	0	0
			Forcible Fondling		0	0	0
			Incest		0	0	0
Incident Total	9		Statutory Rape		0	0	0
Offense Total	9		Aggravated Assault		0	0	0
Group A Crimes per 100,000 population	N/A		Simple Assault		0	0	0
			Intimidation		0	0	0
			Human Trafficking, Commercial Sex Acts		0	0	0
			Human Trafficking, Involuntary Servitude		0	0	0
Arrest Overview			Crimes Against Property				
Total Arrests	10		Arson		0	0	0
Adult Arrests	10		Bribery		0	0	0
Juvenile Arrests	0		Burglary/Breaking & Entering		0	0	0
Unknown Age	0		Counterfeiting/Forgery		0	0	0
Arrests per 100,000 population	N/A		Destruction/Damage/Vandalism of Property		0	0	0
			Embezzlement		0	0	0
			Extortion/Blackmail		0	0	0
			False Pretenses/Swindle/Confidence Game		1	0	0
			Credit Card/Automatic Teller Fraud		0	0	0
			Impersonation		1	0	0
			Welfare Fraud		0	0	0
			Wire Fraud		0	0	0
			Identity Theft		1	0	0
			Hacking/Computer Invasion		0	0	0
			Robbery		0	0	0
			Pocket-picking		0	0	0
			Purse-snatching		0	0	0
			Shoplifting		0	0	0
			Theft From Building		0	0	0
			Theft From Coin Operated Machine or Device		0	0	0
			Theft From Motor Vehicle		0	0	0
			Theft of Motor Vehicle Parts/Accessories		0	0	0
			All Other Larceny		1	0	0
			Motor Vehicle Theft		0	0	0
			Stolen Property Offenses		0	0	0
			Crimes Against Society				
			Drug/Narcotic Violations		4	0	0
			Drug Equipment Violations		0	0	0
			Betting/Wagering		0	0	0
			Operating/Promoting/Assisting Gambling		0	0	0
			Gambling Equipment Violations		0	0	0
			Sports Tampering		0	0	0
			Pornography/Obscene Material		0	0	0
			Prostitution		0	0	0
			Assisting or Promoting Prostitution		0	0	0
			Purchasing Prostitution		0	0	0
			Weapon Law Violations		0	0	0
			Animal Cruelty		0	0	0
			Total Group A Offenses		9	0	
Group B Arrests							
Offense	Adult	Juvenile					
Bad Checks	0	0					
Curfew/Loitering/Vagrancy Violations	0	0					
Disorderly Conduct	0	0					
Driving Under the Influence	10	0					
Drunkenness	0	0					
Family Offenses (Nonviolent)	0	0					
Liquor Law Violations	0	0					
Peeping Tom	0	0					
Trespass of Real Property	0	0					
All Other Offenses	0	0					
Total Group B	10	0					

(*) Offenses are counted using the FBI Units of Count for Crime

(**) The 'Arrests' column shows arrests made for incidents during the selected period, regardless of arrest date. Arrest counts for the same period may change over time.

State Police - Culpeper CO - VA024SP00 - NIBRS Agency Crime Overview - 2020

2020 Population Estimate			N/A	Offenses (*)		Arrests (**)		
				Reported	Adult	Juvenile		
Law Enforcement Employees								
Sworn Male			0	Murder and Nonnegligent Manslaughter	0	0	0	
Sworn Female			0	Negligent Manslaughter	0	0	0	
Civilian Male			0	Kidnapping/Abduction	0	0	0	
Civilian Female			0	Forcible Rape	0	0	0	
Total:			0	Forcible Sodomy	0	0	0	
				Sexual Assault With An Object	0	0	0	
				Forcible Fondling	2	1	0	
Offense Overview				Incest	0	0	0	
Incident Total			63	Statutory Rape	0	0	0	
Offense Total			67	Aggravated Assault	2	0	0	
Group A Crimes per 100,000 population			N/A	Simple Assault	1	0	0	
				Intimidation	0	0	0	
				Human Trafficking, Commercial Sex Acts	1	0	0	
				Human Trafficking, Involuntary Servitude	0	0	0	
Arrest Overview								
Total Arrests			39	Crimes Against Property				
Adult Arrests			39	Arson	0	0	0	
Juvenile Arrests			0	Bribery	0	0	0	
Unknown Age			0	Burglary/Breaking & Entering	0	0	0	
Arrests per 100,000 population			N/A	Counterfeiting/Forgery	1	1	0	
				Destruction/Damage/Vandalism of Property	1	0	0	
				Embezzlement	0	0	0	
				Extortion/Blackmail	0	0	0	
				False Pretenses/Swindle/Confidence Game	11	1	0	
				Credit Card/Automatic Teller Fraud	0	0	0	
				Impersonation	1	0	0	
Group B Arrests				Welfare Fraud	0	0	0	
Offense			Adult	Juvenile	Wire Fraud	0	0	0
Bad Checks			0	0	Identity Theft	0	0	0
Curfew/Loitering/Vagrancy Violations			0	0	Hacking/Computer Invasion	1	0	0
Disorderly Conduct			0	0	Robbery	0	0	0
Driving Under the Influence			14	0	Pocket-picking	0	0	0
Drunkenness			1	0	Purse-snatching	0	0	0
Family Offenses (Nonviolent)			0	0	Shoplifting	0	0	0
Liquor Law Violations			0	0	Theft From Building	0	0	0
Loitering/Trespassing			0	0	Theft From Coin Operated Machine or Device	0	0	0
Possession of a Firearm			0	0	Theft From Motor Vehicle	0	0	0
Trespass of Real Property			0	0	Theft of Motor Vehicle Parts/Accessories	0	0	0
All Other Offenses			11	0	All Other Larceny	0	0	0
Total Group B			26	0	Motor Vehicle Theft	0	0	0
					Stolen Property Offenses	1	0	0

(*) Offenses are counted using the FBI Units of Count for Crime

(**) The 'Arrests' column shows arrests made for incidents during the selected period, regardless of arrest date. Arrest counts for the same period may change over time.

State Police - Cumberland CO - VA025SP00 - NIBRS Agency Crime Overview - 2020

2020 Population Estimate			N/A	Offenses (*)	Arrests (**)	
				Reported	Adult	Juvenile
Law Enforcement Employees						
Sworn Male	0		Murder and Nonnegligent Manslaughter	0	0	0
Sworn Female	0		Negligent Manslaughter	0	0	0
Civilian Male	0		Kidnapping/Abduction	0	0	0
Civilian Female	0		Forcible Rape	0	0	0
Total:	0		Forcible Sodomy	0	0	0
			Sexual Assault With An Object	0	0	0
			Forcible Fondling	0	0	0
			Incest	0	0	0
Incident Total	22		Statutory Rape	0	0	0
Offense Total	25		Aggravated Assault	0	0	0
Group A Crimes per 100,000 population	N/A		Simple Assault	1	0	0
			Intimidation	0	0	0
			Human Trafficking, Commercial Sex Acts	0	0	0
			Human Trafficking, Involuntary Servitude	0	0	0
Arrest Overview			Crimes Against Property			
Total Arrests	4		Arson	0	0	0
Adult Arrests	4		Bribery	0	0	0
Juvenile Arrests	0		Burglary/Breaking & Entering	0	0	0
Unknown Age	0		Counterfeiting/Forgery	1	0	0
Arrests per 100,000 population	N/A		Destruction/Damage/Vandalism of Property	0	0	0
			Embezzlement	0	0	0
			Extortion/Blackmail	1	0	0
			False Pretenses/Swindle/Confidence Game	6	0	0
			Credit Card/Automatic Teller Fraud	1	0	0
			Impersonation	0	0	0
Group B Arrests			Welfare Fraud	0	0	0
Offense	Adult	Juvenile	Wire Fraud	0	0	0
Bad Checks	0	0	Identity Theft	1	0	0
Curfew/Loitering/Vagrancy Violations	0	0	Hacking/Computer Invasion	0	0	0
Disorderly Conduct	0	0	Robbery	0	0	0
Driving Under the Influence	3	0	Pocket-picking	0	0	0
Drunkenness	0	0	Purse-snatching	0	0	0
Family Offenses (Nonviolent)	0	0	Shoplifting	0	0	0
Liquor Law Violations	1	0	Theft From Building	0	0	0
Loitering/Trespassing	0	0	Theft From Coin Operated Machine or Device	0	0	0
Misdemeanor Offenses	0	0	Theft From Motor Vehicle	0	0	0
Offenses	0	0	Theft of Motor Vehicle Parts/Accessories	0	0	0
Other Offenses	0	0	All Other Larceny	0	0	0
Total Group B	4	0	Motor Vehicle Theft	0	0	0
			Stolen Property Offenses	1	0	0
			Crimes Against Society			
			Drug/Narcotic Violations	10	0	0
			Drug Equipment Violations	0	0	0
			Betting/Wagering	0	0	0
			Operating/Promoting/Assisting Gambling	0	0	0
			Gambling Equipment Violations	0	0	0
			Sports Tampering	0	0	0
			Pornography/Obscene Material	0	0	0
			Prostitution	0	0	0
			Assisting or Promoting Prostitution	0	0	0
			Purchasing Prostitution	0	0	0
			Weapon Law Violations	3	0	0
			Animal Cruelty	0	0	0
			Total Group A Offenses	25	0	0

(*) Offenses are counted using the FBI Units of Count for Crime

(**) The 'Arrests' column shows arrests made for incidents during the selected period, regardless of arrest date. Arrest counts for the same period may change over time.

State Police - Danville - VA107SP00 - NIBRS Agency Crime Overview - 2020

2020 Population Estimate			N/A	Offenses (*)	Arrests (**)	
				Reported	Adult	Juvenile
Law Enforcement Employees						
			Group A Offenses			
			Crimes Against Persons			
Sworn Male		0	Murder and Nonnegligent Manslaughter	0	0	0
Sworn Female		0	Negligent Manslaughter	0	0	0
Civilian Male		0	Kidnapping/Abduction	0	0	0
Civilian Female		0	Forcible Rape	0	0	0
		0	Forcible Sodomy	0	0	0
Total:		0	Sexual Assault With An Object	0	0	0
			Forcible Fondling	0	0	0
Offense Overview			Incest	0	0	0
Incident Total		93	Statutory Rape	0	0	0
Offense Total		96	Aggravated Assault	0	0	0
Group A Crimes per 100,000 population		N/A	Simple Assault	0	0	0
			Intimidation	0	0	0
			Human Trafficking, Commercial Sex Acts	0	0	0
			Human Trafficking, Involuntary Servitude	0	0	0
Arrest Overview			Crimes Against Property			
Total Arrests		9	Arson	0	0	0
Adult Arrests		9	Bribery	0	0	0
Juvenile Arrests		0	Burglary/Breaking & Entering	0	0	0
Unknown Age		0	Counterfeiting/Forgery	0	0	0
Arrests per 100,000 population		N/A	Destruction/Damage/Vandalism of Property	0	0	0
			Embezzlement	0	0	0
			Extortion/Blackmail	0	0	0
			False Pretenses/Swindle/Confidence Game	79	4	0
			Credit Card/Automatic Teller Fraud	0	0	0
			Impersonation	0	0	0
			Welfare Fraud	0	0	0
			Wire Fraud	0	0	0
			Identity Theft	0	0	0
			Hacking/Computer Invasion	0	0	0
			Robbery	0	0	0
			Pocket-picking	0	0	0
			Purse-snatching	0	0	0
			Shoplifting	0	0	0
			Theft From Building	0	0	0
			Theft From Coin Operated Machine or Device	0	0	0
			Theft From Motor Vehicle	0	0	0
			Theft of Motor Vehicle Parts/Accessories	0	0	0
			All Other Larceny	0	0	0
			Motor Vehicle Theft	0	0	0
			Stolen Property Offenses	1	0	0
Group B Arrests						
Offense	Adult	Juvenile				
Bad Checks	0	0				
Curfew/Loitering/Vagrancy Violations	0	0				
Disorderly Conduct	0	0				
Driving Under the Influence	0	0				
Drunkenness	1	0				
Family Offenses (Nonviolent)	0	0				
Liquor Law Violations	0	0				
Keeping Tom	0	0				
Trespass of Real Property	0	0				
All Other Offenses	2	0				
Total Group B	3	0				
			Crimes Against Society			
			Drug/Narcotic Violations	12	1	0
			Drug Equipment Violations	0	0	0
			Betting/Wagering	0	0	0
			Operating/Promoting/Assisting Gambling	0	0	0
			Gambling Equipment Violations	0	0	0
			Sports Tampering	0	0	0
			Pornography/Obscene Material	0	0	0
			Prostitution	0	0	0
			Assisting or Promoting Prostitution	0	0	0
			Purchasing Prostitution	0	0	0
			Weapon Law Violations	4	1	0
			Animal Cruelty	0	0	0
			Total Group A Offenses	96	6	0

(*) Offenses are counted using the FBI Units of Count for Crime

(**) The 'Arrests' column shows arrests made for incidents during the selected period, regardless of arrest date. Arrest counts for the same period may change over time.

State Police - Dickenson CO - VA026SP00 - NIBRS Agency Crime Overview - 2020

2020 Population Estimate			N/A	Offenses (*)	Arrests (**)	
				Reported	Adult	Juvenile
Law Enforcement Employees						
Sworn Male	0		Murder and Nonnegligent Manslaughter	0	0	0
Sworn Female	0		Negligent Manslaughter	0	0	0
Civilian Male	0		Kidnapping/Abduction	0	0	0
Civilian Female	0		Forcible Rape	0	0	0
Total:	0		Forcible Sodomy	0	0	0
			Sexual Assault With An Object	0	0	0
			Forcible Fondling	0	0	0
			Incest	0	0	0
Incident Total	65		Statutory Rape	0	0	0
Offense Total	69		Aggravated Assault	3	1	0
Group A Crimes per 100,000 population	N/A		Simple Assault	2	1	0
			Intimidation	0	0	0
			Human Trafficking, Commercial Sex Acts	0	0	0
			Human Trafficking, Involuntary Servitude	0	0	0
Arrest Overview			Crimes Against Property			
Total Arrests	46		Arson	0	0	0
Adult Arrests	43		Bribery	0	0	0
Juvenile Arrests	3		Burglary/Breaking & Entering	0	0	0
Unknown Age	0		Counterfeiting/Forgery	1	1	0
Arrests per 100,000 population	N/A		Destruction/Damage/Vandalism of Property	2	0	0
			Embezzlement	1	0	0
			Extortion/Blackmail	0	0	0
			False Pretenses/Swindle/Confidence Game	3	1	0
			Credit Card/Automatic Teller Fraud	0	0	0
			Impersonation	1	0	0
Group B Arrests			Welfare Fraud	0	0	0
Offense	Adult	Juvenile	Wire Fraud	0	0	0
Bad Checks	0	0	Identity Theft	1	0	0
Curfew/Loitering/Vagrancy Violations	0	0	Hacking/Computer Invasion	0	0	0
Disorderly Conduct	0	0	Robbery	0	0	0
Driving Under the Influence	13	0	Pocket-picking	0	0	0
Drunkenness	3	0	Purse-snatching	0	0	0
Family Offenses (Nonviolent)	0	0	Shoplifting	0	0	0
Liquor Law Violations	1	3	Theft From Building	0	0	0
Loitering/Trespassing	0	0	Theft From Coin Operated Machine or Device	0	0	0
Misdemeanor Offenses	0	0	Theft From Motor Vehicle	0	0	0
Offenses	0	0	Theft of Motor Vehicle Parts/Accessories	0	0	0
Other Offenses	3	0	All Other Larceny	1	0	0
Total Group B	20	3	Motor Vehicle Theft	1	1	0
			Stolen Property Offenses	0	0	0
			Crimes Against Society			
			Drug/Narcotic Violations	49	15	0
			Drug Equipment Violations	1	1	0
			Betting/Wagering	0	0	0
			Operating/Promoting/Assisting Gambling	0	0	0
			Gambling Equipment Violations	0	0	0
			Sports Tampering	0	0	0
			Pornography/Obscene Material	0	0	0
			Prostitution	0	0	0
			Assisting or Promoting Prostitution	0	0	0
			Purchasing Prostitution	0	0	0
			Weapon Law Violations	3	2	0
			Animal Cruelty	0	0	0
			Total Group A Offenses	69	23	0

(*) Offenses are counted using the FBI Units of Count for Crime

(**) The 'Arrests' column shows arrests made for incidents during the selected period, regardless of arrest date. Arrest counts for the same period may change over time.

State Police - Dinwiddie CO - VA027SP00 - NIBRS Agency Crime Overview - 2020

2020 Population Estimate			N/A	Offenses (*)		Arrests (**)	
				Reported	Adult	Juvenile	
Law Enforcement Employees							
			Crimes Against Persons				
Sworn Male		0	Murder and Nonnegligent Manslaughter	0	0	0	
Sworn Female		0	Negligent Manslaughter	0	0	0	
Civilian Male		0	Kidnapping/Abduction	2	0	0	
Civilian Female		0	Forcible Rape	0	0	0	
		0	Forcible Sodomy	0	0	0	
Total:		0	Sexual Assault With An Object	0	0	0	
			Forcible Fondling	0	0	0	
Offense Overview			Incest	0	0	0	
Incident Total		26	Statutory Rape	0	0	0	
Offense Total		36	Aggravated Assault	10	1	0	
Group A Crimes per 100,000 population		N/A	Simple Assault	3	0	0	
			Intimidation	0	0	0	
			Human Trafficking, Commercial Sex Acts	0	0	0	
			Human Trafficking, Involuntary Servitude	0	0	0	
Arrest Overview			Crimes Against Property				
Total Arrests		25	Arson	0	0	0	
Adult Arrests		24	Bribery	0	0	0	
Juvenile Arrests		1	Burglary/Breaking & Entering	0	0	0	
Unknown Age		0	Counterfeiting/Forgery	0	0	0	
Arrests per 100,000 population		N/A	Destruction/Damage/Vandalism of Property	1	0	0	
			Embezzlement	0	0	0	
			Extortion/Blackmail	0	0	0	
			False Pretenses/Swindle/Confidence Game	4	0	0	
			Credit Card/Automatic Teller Fraud	0	0	0	
			Impersonation	0	0	0	
Group B Arrests			Welfare Fraud	0	0	0	
			Wire Fraud	0	0	0	
Offense	Adult	Juvenile	Identity Theft	0	0	0	
Bad Checks	0	0	Hacking/Computer Invasion	0	0	0	
Curfew/Loitering/Vagrancy Violations	0	0	Robbery	0	0	0	
Disorderly Conduct	0	0	Pocket-picking	0	0	0	
Driving Under the Influence	11	0	Purse-snatching	0	0	0	
Drunkenness	1	0	Shoplifting	0	0	0	
Family Offenses (Nonviolent)	0	0	Theft From Building	0	0	0	
Liquor Law Violations	0	0	Theft From Coin Operated Machine or Device	0	0	0	
Loitering/Trespassing	0	0	Theft From Motor Vehicle	0	0	0	
Respass of Real Property	0	0	Theft of Motor Vehicle Parts/Accessories	0	0	0	
All Other Offenses	7	1	All Other Larceny	3	0	0	
			Motor Vehicle Theft	0	0	0	
Total Group B	19	1	Stolen Property Offenses	2	1	0	
			Crimes Against Society				
			Drug/Narcotic Violations	9	3	0	
			Drug Equipment Violations	0	0	0	
			Betting/Wagering	0	0	0	
			Operating/Promoting/Assisting Gambling	0	0	0	
			Gambling Equipment Violations	0	0	0	
			Sports Tampering	0	0	0	
			Pornography/Obscene Material	0	0	0	
			Prostitution	0	0	0	
			Assisting or Promoting Prostitution	0	0	0	
			Purchasing Prostitution	0	0	0	
			Weapon Law Violations	2	0	0	
			Animal Cruelty	0	0	0	
			Total Group A Offenses	36	5	0	

(*) Offenses are counted using the FBI Units of Count for Crime

(**) The 'Arrests' column shows arrests made for incidents during the selected period, regardless of arrest date. Arrest counts for the same period may change over time.

State Police - Emporia - VA040S100 - NIBRS Agency Crime Overview - 2020

2020 Population Estimate			N/A	Offenses (*)		Arrests (**)	
				Group A Offenses	Reported	Adult	Juvenile
Law Enforcement Employees			Crimes Against Persons				
Sworn Male	0		Murder and Nonnegligent Manslaughter		0	0	0
Sworn Female	0		Negligent Manslaughter		0	0	0
Civilian Male	0		Kidnapping/Abduction		1	1	0
Civilian Female	0		Forcible Rape		0	0	0
	0		Forcible Sodomy		0	0	0
Total:	0		Sexual Assault With An Object		0	0	0
			Forcible Fondling		0	0	0
Offense Overview				Incest	0	0	0
Incident Total	15		Statutory Rape		0	0	0
Offense Total	16		Aggravated Assault		0	0	0
Group A Crimes per 100,000 population	N/A		Simple Assault		1	0	0
			Intimidation		0	0	0
			Human Trafficking, Commercial Sex Acts		0	0	0
			Human Trafficking, Involuntary Servitude		0	0	0
Arrest Overview			Crimes Against Property				
Total Arrests	6		Arson		0	0	0
Adult Arrests	6		Bribery		0	0	0
Juvenile Arrests	0		Burglary/Breaking & Entering		0	0	0
Unknown Age	0		Counterfeiting/Forgery		0	0	0
Arrests per 100,000 population	N/A		Destruction/Damage/Vandalism of Property		0	0	0
			Embezzlement		0	0	0
			Extortion/Blackmail		0	0	0
			False Pretenses/Swindle/Confidence Game		3	1	0
			Credit Card/Automatic Teller Fraud		0	0	0
			Impersonation		0	0	0
			Welfare Fraud		0	0	0
			Wire Fraud		0	0	0
			Identity Theft		0	0	0
			Hacking/Computer Invasion		0	0	0
		Robbery		0	0	0	
		Pocket-picking		0	0	0	
		Purse-snatching		0	0	0	
		Shoplifting		0	0	0	
		Theft From Building		0	0	0	
		Theft From Coin Operated Machine or Device		0	0	0	
		Theft From Motor Vehicle		0	0	0	
		Theft of Motor Vehicle Parts/Accessories		0	0	0	
		All Other Larceny		0	0	0	
		Motor Vehicle Theft		0	0	0	
Total Group B	3	0	Stolen Property Offenses		1	0	0
			Crimes Against Society				
			Drug/Narcotic Violations		10	1	0
			Drug Equipment Violations		0	0	0
			Betting/Wagering		0	0	0
			Operating/Promoting/Assisting Gambling		0	0	0
			Gambling Equipment Violations		0	0	0
			Sports Tampering		0	0	0
			Pornography/Obscene Material		0	0	0
			Prostitution		0	0	0
			Assisting or Promoting Prostitution		0	0	0
			Purchasing Prostitution		0	0	0
			Weapon Law Violations		0	0	0
			Animal Cruelty		0	0	0
			Total Group A Offenses		16	3	0

(*) Offenses are counted using the FBI Units of Count for Crime

(**) The 'Arrests' column shows arrests made for incidents during the selected period, regardless of arrest date. Arrest counts for the same period may change over time.

State Police - Essex CO - VA028SP00 - NIBRS Agency Crime Overview - 2020

2020 Population Estimate			N/A	Offenses (*)	Arrests (**)	
				Reported	Adult	Juvenile
Law Enforcement Employees						
Sworn Male	0		Murder and Nonnegligent Manslaughter	0	0	0
Sworn Female	0		Negligent Manslaughter	0	0	0
Civilian Male	0		Kidnapping/Abduction	0	0	0
Civilian Female	0		Forcible Rape	0	0	0
Total:	0		Forcible Sodomy	0	0	0
			Sexual Assault With An Object	0	0	0
			Forcible Fondling	0	0	0
			Incest	0	0	0
Incident Total	4		Statutory Rape	0	0	0
Offense Total	4		Aggravated Assault	0	0	0
Group A Crimes per 100,000 population	N/A		Simple Assault	0	0	0
			Intimidation	0	0	0
			Human Trafficking, Commercial Sex Acts	0	0	0
			Human Trafficking, Involuntary Servitude	0	0	0
Arrest Overview			Crimes Against Property			
Total Arrests	10		Arson	1	0	0
Adult Arrests	10		Bribery	0	0	0
Juvenile Arrests	0		Burglary/Breaking & Entering	0	0	0
Unknown Age	0		Counterfeiting/Forgery	0	0	0
Arrests per 100,000 population	N/A		Destruction/Damage/Vandalism of Property	0	0	0
			Embezzlement	0	0	0
			Extortion/Blackmail	0	0	0
			False Pretenses/Swindle/Confidence Game	0	0	0
			Credit Card/Automatic Teller Fraud	0	0	0
			Impersonation	0	0	0
Group B Arrests			Welfare Fraud	0	0	0
Offense	Adult	Juvenile	Wire Fraud	0	0	0
Bad Checks	0	0	Identity Theft	0	0	0
Curfew/Loitering/Vagrancy Violations	0	0	Hacking/Computer Invasion	0	0	0
Disorderly Conduct	0	0	Robbery	0	0	0
Driving Under the Influence	7	0	Pocket-picking	0	0	0
Drunkenness	0	0	Purse-snatching	0	0	0
Family Offenses (Nonviolent)	0	0	Shoplifting	0	0	0
Liquor Law Violations	0	0	Theft From Building	0	0	0
Loitering/Trespassing	0	0	Theft From Coin Operated Machine or Device	0	0	0
Misdemeanor Offenses	0	0	Theft From Motor Vehicle	0	0	0
Offenses	0	0	Theft of Motor Vehicle Parts/Accessories	0	0	0
Respass of Real Property	0	0	All Other Larceny	0	0	0
All Other Offenses	2	0	Motor Vehicle Theft	0	0	0
Total Group B	9	0	Stolen Property Offenses	0	0	0
			Crimes Against Society			
			Drug/Narcotic Violations	3	1	0
			Drug Equipment Violations	0	0	0
			Betting/Wagering	0	0	0
			Operating/Promoting/Assisting Gambling	0	0	0
			Gambling Equipment Violations	0	0	0
			Sports Tampering	0	0	0
			Pornography/Obscene Material	0	0	0
			Prostitution	0	0	0
			Assisting or Promoting Prostitution	0	0	0
			Purchasing Prostitution	0	0	0
			Weapon Law Violations	0	0	0
			Animal Cruelty	0	0	0
			Total Group A Offenses	4	1	0

(*) Offenses are counted using the FBI Units of Count for Crime

(**) The 'Arrests' column shows arrests made for incidents during the selected period, regardless of arrest date. Arrest counts for the same period may change over time.

State Police - Fairfax - VA1075S00 - NIBRS Agency Crime Overview - 2020

2020 Population Estimate			N/A	Offenses (*)	Arrests (**)	
				Reported	Adult	Juvenile
Law Enforcement Employees						
Sworn Male	0		Murder and Nonnegligent Manslaughter	0	0	0
Sworn Female	0		Negligent Manslaughter	0	0	0
Civilian Male	0		Kidnapping/Abduction	0	0	0
Civilian Female	0		Forcible Rape	0	0	0
Total:	0		Forcible Sodomy	0	0	0
			Sexual Assault With An Object	0	0	0
			Forcible Fondling	0	0	0
			Incest	0	0	0
Incident Total	1		Statutory Rape	0	0	0
Offense Total	1		Aggravated Assault	0	0	0
Group A Crimes per 100,000 population	N/A		Simple Assault	0	0	0
			Intimidation	0	0	0
			Human Trafficking, Commercial Sex Acts	0	0	0
			Human Trafficking, Involuntary Servitude	0	0	0
Arrest Overview			Crimes Against Property			
Total Arrests	1		Arson	0	0	0
Adult Arrests	1		Bribery	0	0	0
Juvenile Arrests	0		Burglary/Breaking & Entering	0	0	0
Unknown Age	0		Counterfeiting/Forgery	0	0	0
Arrests per 100,000 population	N/A		Destruction/Damage/Vandalism of Property	0	0	0
			Embezzlement	0	0	0
			Extortion/Blackmail	0	0	0
			False Pretenses/Swindle/Confidence Game	1	0	0
			Credit Card/Automatic Teller Fraud	0	0	0
			Impersonation	0	0	0
Group B Arrests			Welfare Fraud	0	0	0
Offense	Adult	Juvenile	Wire Fraud	0	0	0
Bad Checks	0	0	Identity Theft	0	0	0
Curfew/Loitering/Vagrancy Violations	0	0	Hacking/Computer Invasion	0	0	0
Disorderly Conduct	0	0	Robbery	0	0	0
Driving Under the Influence	1	0	Pocket-picking	0	0	0
Drunkenness	0	0	Purse-snatching	0	0	0
Family Offenses (Nonviolent)	0	0	Shoplifting	0	0	0
Liquor Law Violations	0	0	Theft From Building	0	0	0
Loitering/Trespassing	0	0	Theft From Coin Operated Machine or Device	0	0	0
Misdemeanor Offenses	0	0	Theft From Motor Vehicle	0	0	0
Offenses	0	0	Theft of Motor Vehicle Parts/Accessories	0	0	0
Respass of Real Property	0	0	All Other Larceny	0	0	0
All Other Offenses	0	0	Motor Vehicle Theft	0	0	0
Total Group B	1	0	Stolen Property Offenses	0	0	0
			Crimes Against Society			
			Drug/Narcotic Violations	0	0	0
			Drug Equipment Violations	0	0	0
			Betting/Wagering	0	0	0
			Operating/Promoting/Assisting Gambling	0	0	0
			Gambling Equipment Violations	0	0	0
			Sports Tampering	0	0	0
			Pornography/Obscene Material	0	0	0
			Prostitution	0	0	0
			Assisting or Promoting Prostitution	0	0	0
			Purchasing Prostitution	0	0	0
			Weapon Law Violations	0	0	0
			Animal Cruelty	0	0	0
			Total Group A Offenses	1	0	0

(*) Offenses are counted using the FBI Units of Count for Crime

(**) The 'Arrests' column shows arrests made for incidents during the selected period, regardless of arrest date. Arrest counts for the same period may change over time.

State Police - Fairfax CO - VA029SP00 - NIBRS Agency Crime Overview - 2020

2020 Population Estimate			N/A	Offenses (*)		Arrests (**)	
				Reported	Adult	Juvenile	
Law Enforcement Employees			Group A Offenses				
			Crimes Against Persons				
Sworn Male	0		Murder and Nonnegligent Manslaughter	0	0	0	
Sworn Female	0		Negligent Manslaughter	1	1	0	
Civilian Male	0		Kidnapping/Abduction	1	1	0	
Civilian Female	0		Forcible Rape	1	0	0	
	0		Forcible Sodomy	0	0	0	
Total:	0		Sexual Assault With An Object	0	0	0	
			Forcible Fondling	2	0	0	
Offense Overview			Incest	0	0	0	
Incident Total	403		Statutory Rape	0	0	0	
Offense Total	465		Aggravated Assault	21	6	0	
Group A Crimes per 100,000 population	N/A		Simple Assault	40	10	0	
			Intimidation	2	2	0	
			Human Trafficking, Commercial Sex Acts	0	0	0	
			Human Trafficking, Involuntary Servitude	0	0	0	
Arrest Overview			Crimes Against Property				
Total Arrests	501		Arson	0	0	0	
Adult Arrests	486		Bribery	0	0	0	
Juvenile Arrests	14		Burglary/Breaking & Entering	0	0	0	
Unknown Age	1		Counterfeiting/Forgery	18	11	0	
Arrests per 100,000 population	N/A		Destruction/Damage/Vandalism of Property	5	1	0	
			Embezzlement	1	0	0	
			Extortion/Blackmail	0	0	0	
			False Pretenses/Swindle/Confidence Game	97	21	0	
			Credit Card/Automatic Teller Fraud	0	0	0	
			Impersonation	11	7	0	
			Welfare Fraud	0	0	0	
			Wire Fraud	0	0	0	
			Identity Theft	2	0	0	
			Hacking/Computer Invasion	0	0	0	
			Robbery	0	0	0	
			Pocket-picking	0	0	0	
			Purse-snatching	0	0	0	
			Shoplifting	0	0	0	
	Theft From Building	0	0	0			
	Theft From Coin Operated Machine or Device	0	0	0			
	Theft From Motor Vehicle	0	0	0			
	Theft of Motor Vehicle Parts/Accessories	0	0	0			
	All Other Larceny	20	2	0			
	Motor Vehicle Theft	23	8	2			
	Stolen Property Offenses	25	17	0			
			Crimes Against Society				
			Drug/Narcotic Violations	163	107	4	
			Drug Equipment Violations	7	4	0	
			Betting/Wagering	0	0	0	
			Operating/Promoting/Assisting Gambling	0	0	0	
			Gambling Equipment Violations	0	0	0	
			Sports Tampering	0	0	0	
			Pornography/Obscene Material	7	0	0	
			Prostitution	0	0	0	
			Assisting or Promoting Prostitution	0	0	0	
			Purchasing Prostitution	0	0	0	
			Weapon Law Violations	18	7	0	
			Animal Cruelty	0	0	0	
			Total Group A Offenses		465	205	
Group B Arrests							
Offense	Adult	Juvenile					
Bad Checks	0	0	Hacking/Computer Invasion				
Curfew/Loitering/Vagrancy Violations	0	0	Robbery				
Disorderly Conduct	0	0	Pocket-picking				
Driving Under the Influence	192	2	Purse-snatching				
Drunkenness	11	0	Shoplifting				
Family Offenses (Nonviolent)	0	0	Theft From Building				
Liquor Law Violations	2	0	Theft From Coin Operated Machine or Device				
Peeping Tom	0	0	Theft From Motor Vehicle				
Trespass of Real Property	1	0	Theft of Motor Vehicle Parts/Accessories				
All Other Offenses	75	6	All Other Larceny				
Total Group B	281	8	Motor Vehicle Theft				
			Stolen Property Offenses				
			Crimes Against Society				
			Drug/Narcotic Violations		163	107	
			Drug Equipment Violations		7	4	
			Betting/Wagering		0	0	
			Operating/Promoting/Assisting Gambling		0	0	
			Gambling Equipment Violations		0	0	
			Sports Tampering		0	0	
			Pornography/Obscene Material		7	0	
			Prostitution		0	0	
			Assisting or Promoting Prostitution		0	0	
			Purchasing Prostitution		0	0	
			Weapon Law Violations		18	7	
			Animal Cruelty		0	0	
			Total Group A Offenses		465	205	

(*) Offenses are counted using the FBI Units of Count for Crime

(**) The 'Arrests' column shows arrests made for incidents during the selected period, regardless of arrest date. Arrest counts for the same period may change over time.

State Police - Falls Church - VA108SP00 - NIBRS Agency Crime Overview - 2020

2020 Population Estimate			N/A	Offenses (*)	Arrests (**)	
				Reported	Adult	Juvenile
Law Enforcement Employees				Crimes Against Persons		
Sworn Male		0	Murder and Nonnegligent Manslaughter	0	0	0
Sworn Female		0	Negligent Manslaughter	0	0	0
Civilian Male		0	Kidnapping/Abduction	0	0	0
Civilian Female		0	Forcible Rape	0	0	0
Total:		0	Forcible Sodomy	0	0	0
			Sexual Assault With An Object	0	0	0
			Forcible Fondling	0	0	0
Offense Overview				Incest	0	0
Incident Total		2	Statutory Rape	0	0	0
Offense Total		2	Aggravated Assault	0	0	0
Group A Crimes per 100,000 population		N/A	Simple Assault	0	0	0
			Intimidation	0	0	0
			Human Trafficking, Commercial Sex Acts	0	0	0
			Human Trafficking, Involuntary Servitude	0	0	0
Arrest Overview				Crimes Against Property		
Total Arrests		1	Arson	0	0	0
Adult Arrests		1	Bribery	0	0	0
Juvenile Arrests		0	Burglary/Breaking & Entering	0	0	0
Unknown Age		0	Counterfeiting/Forgery	0	0	0
Arrests per 100,000 population		N/A	Destruction/Damage/Vandalism of Property	0	0	0
			Embezzlement	0	0	0
			Extortion/Blackmail	0	0	0
			False Pretenses/Swindle/Confidence Game	2	0	0
			Credit Card/Automatic Teller Fraud	0	0	0
			Impersonation	0	0	0
Group B Arrests				Welfare Fraud	0	0
Offense	Adult	Juvenile	Wire Fraud	0	0	0
Bad Checks	0	0	Identity Theft	0	0	0
Curfew/Loitering/Vagrancy Violations	0	0	Hacking/Computer Invasion	0	0	0
Disorderly Conduct	0	0	Robbery	0	0	0
Driving Under the Influence	0	0	Pocket-picking	0	0	0
Drunkenness	1	0	Purse-snatching	0	0	0
Family Offenses (Nonviolent)	0	0	Shoplifting	0	0	0
Liquor Law Violations	0	0	Theft From Building	0	0	0
Keeping Tom	0	0	Theft From Coin Operated Machine or Device	0	0	0
Respass of Real Property	0	0	Theft From Motor Vehicle	0	0	0
All Other Offenses	0	0	Theft of Motor Vehicle Parts/Accessories	0	0	0
Total Group B	1	0	All Other Larceny	0	0	0
			Motor Vehicle Theft	0	0	0
			Stolen Property Offenses	0	0	0
			Crimes Against Society			
			Drug/Narcotic Violations	0	0	0
			Drug Equipment Violations	0	0	0
			Betting/Wagering	0	0	0
			Operating/Promoting/Assisting Gambling	0	0	0
			Gambling Equipment Violations	0	0	0
			Sports Tampering	0	0	0
			Pornography/Obscene Material	0	0	0
			Prostitution	0	0	0
			Assisting or Promoting Prostitution	0	0	0
			Purchasing Prostitution	0	0	0
			Weapon Law Violations	0	0	0
			Animal Cruelty	0	0	0
			Total Group A Offenses	2	0	0

(*) Offenses are counted using the FBI Units of Count for Crime

(**) The 'Arrests' column shows arrests made for incidents during the selected period, regardless of arrest date. Arrest counts for the same period may change over time.

State Police - Fauquier CO - VA030SP00 - NIBRS Agency Crime Overview - 2020

2020 Population Estimate			N/A	Offenses (*)		Arrests (**)	
				Group A Offenses	Reported	Adult	Juvenile
Law Enforcement Employees				Crimes Against Persons			
Sworn Male		0		Murder and Nonnegligent Manslaughter	0	0	0
Sworn Female		0		Negligent Manslaughter	0	0	0
Civilian Male		0		Kidnapping/Abduction	0	0	0
Civilian Female		0		Forcible Rape	0	0	0
Total:		0		Forcible Sodomy	0	0	0
				Sexual Assault With An Object	0	0	0
				Forcible Fondling	1	0	0
Offense Overview				Incest	0	0	0
Incident Total		81		Statutory Rape	0	0	0
Offense Total		86		Aggravated Assault	1	0	0
Group A Crimes per 100,000 population		N/A		Simple Assault	3	1	0
				Intimidation	0	0	0
				Human Trafficking, Commercial Sex Acts	0	0	0
				Human Trafficking, Involuntary Servitude	0	0	0
Arrest Overview				Crimes Against Property			
Total Arrests		36		Arson	0	0	0
Adult Arrests		36		Bribery	0	0	0
Juvenile Arrests		0		Burglary/Breaking & Entering	0	0	0
Unknown Age		0		Counterfeiting/Forgery	1	0	0
Arrests per 100,000 population		N/A		Destruction/Damage/Vandalism of Property	1	1	0
				Embezzlement	0	0	0
				Extortion/Blackmail	0	0	0
				False Pretenses/Swindle/Confidence Game	42	6	0
				Credit Card/Automatic Teller Fraud	0	0	0
				Impersonation	2	2	0
Group B Arrests				Welfare Fraud	0	0	0
Offense	Adult	Juvenile		Wire Fraud	0	0	0
Bad Checks	0	0		Identity Theft	2	0	0
Curfew/Loitering/Vagrancy Violations	0	0		Hacking/Computer Invasion	0	0	0
Disorderly Conduct	0	0		Robbery	0	0	0
Driving Under the Influence	12	0		Pocket-picking	0	0	0
Drunkenness	3	0		Purse-snatching	0	0	0
Family Offenses (Nonviolent)	0	0		Shoplifting	0	0	0
Liquor Law Violations	0	0		Theft From Building	0	0	0
Loitering/Trespassing	0	0		Theft From Coin Operated Machine or Device	0	0	0
Respass of Real Property	0	0		Theft From Motor Vehicle	0	0	0
All Other Offenses	2	0		Theft of Motor Vehicle Parts/Accessories	0	0	0
Total Group B	17	0		All Other Larceny	0	0	0
				Motor Vehicle Theft	0	0	0
				Stolen Property Offenses	0	0	0
				Crimes Against Society			
				Drug/Narcotic Violations	27	9	0
				Drug Equipment Violations	0	0	0
				Betting/Wagering	0	0	0
				Operating/Promoting/Assisting Gambling	0	0	0
				Gambling Equipment Violations	0	0	0
				Sports Tampering	0	0	0
				Pornography/Obscene Material	3	0	0
				Prostitution	0	0	0
				Assisting or Promoting Prostitution	0	0	0
				Purchasing Prostitution	0	0	0
				Weapon Law Violations	3	0	0
				Animal Cruelty	0	0	0
				Total Group A Offenses	86	19	0

(*) Offenses are counted using the FBI Units of Count for Crime

(**) The 'Arrests' column shows arrests made for incidents during the selected period, regardless of arrest date. Arrest counts for the same period may change over time.

State Police - Floyd CO - VA031SP00 - NIBRS Agency Crime Overview - 2020

2020 Population Estimate			N/A	Offenses (*)		Arrests (**)	
				Group A Offenses	Reported	Adult	Juvenile
Law Enforcement Employees			Crimes Against Persons				
Sworn Male	0		Murder and Nonnegligent Manslaughter		0	0	0
Sworn Female	0		Negligent Manslaughter		0	0	0
Civilian Male	0		Kidnapping/Abduction		0	0	0
Civilian Female	0		Forcible Rape		0	0	0
	0		Forcible Sodomy		0	0	0
Total:	0		Sexual Assault With An Object		0	0	0
			Forcible Fondling		2	0	0
Offense Overview			Incest		0	0	0
Incident Total	13		Statutory Rape		0	0	0
Offense Total	13		Aggravated Assault		0	0	0
Group A Crimes per 100,000 population	N/A		Simple Assault		0	0	0
			Intimidation		0	0	0
			Human Trafficking, Commercial Sex Acts		0	0	0
			Human Trafficking, Involuntary Servitude		0	0	0
Arrest Overview			Crimes Against Property				
Total Arrests	22		Arson		0	0	0
Adult Arrests	22		Bribery		0	0	0
Juvenile Arrests	0		Burglary/Breaking & Entering		0	0	0
Unknown Age	0		Counterfeiting/Forgery		0	0	0
Arrests per 100,000 population	N/A		Destruction/Damage/Vandalism of Property		1	1	0
			Embezzlement		0	0	0
			Extortion/Blackmail		0	0	0
			False Pretenses/Swindle/Confidence Game		3	0	0
			Credit Card/Automatic Teller Fraud		0	0	0
			Impersonation		0	0	0
			Welfare Fraud		0	0	0
			Wire Fraud		0	0	0
			Identity Theft		0	0	0
			Hacking/Computer Invasion		1	0	0
			Robbery		0	0	0
			Pocket-picking		0	0	0
	Purse-snatching		0	0	0		
	Shoplifting		0	0	0		
	Theft From Building		0	0	0		
	Theft From Coin Operated Machine or Device		0	0	0		
	Theft From Motor Vehicle		0	0	0		
	Theft of Motor Vehicle Parts/Accessories		0	0	0		
	All Other Larceny		0	0	0		
	Motor Vehicle Theft		0	0	0		
	Stolen Property Offenses		0	0	0		
Group B Arrests			Crimes Against Society				
			Drug/Narcotic Violations		4	3	0
			Drug Equipment Violations		0	0	0
			Betting/Wagering		0	0	0
			Operating/Promoting/Assisting Gambling		0	0	0
			Gambling Equipment Violations		0	0	0
			Sports Tampering		0	0	0
			Pornography/Obscene Material		2	0	0
			Prostitution		0	0	0
			Assisting or Promoting Prostitution		0	0	0
			Purchasing Prostitution		0	0	0
			Weapon Law Violations		0	0	0
			Animal Cruelty		0	0	0
Total Group B			Total Group A Offenses		13	4	0

(*) Offenses are counted using the FBI Units of Count for Crime

(**) The 'Arrests' column shows arrests made for incidents during the selected period, regardless of arrest date. Arrest counts for the same period may change over time.

State Police - Fluvanna CO - VA032SP00 - NIBRS Agency Crime Overview - 2020

2020 Population Estimate			N/A	Offenses (*)	Arrests (**)	
				Reported	Adult	Juvenile
Law Enforcement Employees				Crimes Against Persons		
Sworn Male		0		Murder and Nonnegligent Manslaughter	0	0
Sworn Female		0		Negligent Manslaughter	0	0
Civilian Male		0		Kidnapping/Abduction	0	0
Civilian Female		0		Forcible Rape	1	0
		0		Forcible Sodomy	0	0
Total:		0		Sexual Assault With An Object	0	0
				Forcible Fondling	0	0
Offense Overview				Incest	0	0
Incident Total		9		Statutory Rape	0	0
Offense Total		9		Aggravated Assault	1	0
Group A Crimes per 100,000 population		N/A		Simple Assault	0	0
				Intimidation	0	0
				Human Trafficking, Commercial Sex Acts	0	0
				Human Trafficking, Involuntary Servitude	0	0
Arrest Overview				Crimes Against Property		
Total Arrests		8		Arson	0	0
Adult Arrests		8		Bribery	0	0
Juvenile Arrests		0		Burglary/Breaking & Entering	0	0
Unknown Age		0		Counterfeiting/Forgery	0	0
Arrests per 100,000 population		N/A		Destruction/Damage/Vandalism of Property	0	0
				Embezzlement	0	0
				Extortion/Blackmail	0	0
				False Pretenses/Swindle/Confidence Game	0	0
				Credit Card/Automatic Teller Fraud	0	0
				Impersonation	0	0
				Welfare Fraud	0	0
				Wire Fraud	0	0
				Identity Theft	0	0
				Hacking/Computer Invasion	0	0
Group B Arrests						
Offense	Adult	Juvenile				
Bad Checks	0	0		Robbery	0	0
Curfew/Loitering/Vagrancy Violations	0	0		Pocket-picking	0	0
Disorderly Conduct	0	0		Purse-snatching	0	0
Driving Under the Influence	3	0		Shoplifting	0	0
Drunkenness	0	0		Theft From Building	0	0
Family Offenses (Nonviolent)	0	0		Theft From Coin Operated Machine or Device	0	0
Liquor Law Violations	0	0		Theft From Motor Vehicle	0	0
Loitering/Trespassing	0	0		Theft of Motor Vehicle Parts/Accessories	0	0
Trespass of Real Property	0	0		All Other Larceny	0	0
All Other Offenses	1	0		Motor Vehicle Theft	0	0
Total Group B	4	0		Stolen Property Offenses	0	0
				Crimes Against Society		
				Drug/Narcotic Violations	7	4
				Drug Equipment Violations	0	0
				Betting/Wagering	0	0
				Operating/Promoting/Assisting Gambling	0	0
				Gambling Equipment Violations	0	0
				Sports Tampering	0	0
				Pornography/Obscene Material	0	0
				Prostitution	0	0
				Assisting or Promoting Prostitution	0	0
				Purchasing Prostitution	0	0
				Weapon Law Violations	0	0
				Animal Cruelty	0	0
				Total Group A Offenses	9	4

(*) Offenses are counted using the FBI Units of Count for Crime

(**) The 'Arrests' column shows arrests made for incidents during the selected period, regardless of arrest date. Arrest counts for the same period may change over time.

State Police - Franklin - VA1085S00 - NIBRS Agency Crime Overview - 2020

2020 Population Estimate			N/A	Offenses (*)	Arrests (**)	
				Reported	Adult	Juvenile
Law Enforcement Employees				Crimes Against Persons		
Sworn Male		0	Murder and Nonnegligent Manslaughter	0	0	0
Sworn Female		0	Negligent Manslaughter	0	0	0
Civilian Male		0	Kidnapping/Abduction	0	0	0
Civilian Female		0	Forcible Rape	0	0	0
Total:		0	Forcible Sodomy	0	0	0
			Sexual Assault With An Object	0	0	0
			Forcible Fondling	0	0	0
			Incest	0	0	0
Incident Total		9	Statutory Rape	0	0	0
Offense Total		10	Aggravated Assault	0	0	0
Group A Crimes per 100,000 population		N/A	Simple Assault	0	0	0
			Intimidation	0	0	0
			Human Trafficking, Commercial Sex Acts	0	0	0
			Human Trafficking, Involuntary Servitude	0	0	0
Arrest Overview			Crimes Against Property			
Total Arrests		10	Arson	0	0	0
Adult Arrests		10	Bribery	0	0	0
Juvenile Arrests		0	Burglary/Breaking & Entering	0	0	0
Unknown Age		0	Counterfeiting/Forgery	0	0	0
Arrests per 100,000 population		N/A	Destruction/Damage/Vandalism of Property	0	0	0
			Embezzlement	0	0	0
			Extortion/Blackmail	0	0	0
			False Pretenses/Swindle/Confidence Game	0	0	0
			Credit Card/Automatic Teller Fraud	0	0	0
			Impersonation	1	1	0
Group B Arrests			Welfare Fraud	0	0	0
Offense	Adult	Juvenile	Wire Fraud	0	0	0
Bad Checks	0	0	Identity Theft	1	0	0
Curfew/Loitering/Vagrancy Violations	0	0	Hacking/Computer Invasion	0	0	0
Disorderly Conduct	0	0	Robbery	0	0	0
Driving Under the Influence	4	0	Pocket-picking	0	0	0
Drunkenness	0	0	Purse-snatching	0	0	0
Family Offenses (Nonviolent)	0	0	Shoplifting	0	0	0
Liquor Law Violations	0	0	Theft From Building	0	0	0
Loitering/Trespassing	0	0	Theft From Coin Operated Machine or Device	0	0	0
Misdemeanor Offenses	0	0	Theft From Motor Vehicle	0	0	0
Respass of Real Property	0	0	Theft of Motor Vehicle Parts/Accessories	0	0	0
All Other Offenses	2	0	All Other Larceny	0	0	0
Total Group B	6	0	Motor Vehicle Theft	0	0	0
			Stolen Property Offenses	2	2	0
			Crimes Against Society			
			Drug/Narcotic Violations	6	1	0
			Drug Equipment Violations	0	0	0
			Betting/Wagering	0	0	0
			Operating/Promoting/Assisting Gambling	0	0	0
			Gambling Equipment Violations	0	0	0
			Sports Tampering	0	0	0
			Pornography/Obscene Material	0	0	0
			Prostitution	0	0	0
			Assisting or Promoting Prostitution	0	0	0
			Purchasing Prostitution	0	0	0
			Weapon Law Violations	0	0	0
			Animal Cruelty	0	0	0
			Total Group A Offenses	10	4	0

(*) Offenses are counted using the FBI Units of Count for Crime

(**) The 'Arrests' column shows arrests made for incidents during the selected period, regardless of arrest date. Arrest counts for the same period may change over time.

State Police - Franklin CO - VA033SP00 - NIBRS Agency Crime Overview - 2020

2020 Population Estimate		N/A	Offenses (*)		Arrests (**)	
			Group A Offenses	Reported	Adult	Juvenile
Law Enforcement Employees			Crimes Against Persons			
Sworn Male	0		Murder and Nonnegligent Manslaughter	0	0	0
Sworn Female	0		Negligent Manslaughter	0	0	0
Civilian Male	0		Kidnapping/Abduction	0	0	0
Civilian Female	0		Forcible Rape	0	0	0
	0		Forcible Sodomy	0	0	0
Total:	0		Sexual Assault With An Object	0	0	0
			Forcible Fondling	0	0	0
			Incest	0	0	0
Incident Total	54		Statutory Rape	0	0	0
Offense Total	66		Aggravated Assault	6	0	0
Group A Crimes per 100,000 population	N/A		Simple Assault	0	0	0
			Intimidation	0	0	0
			Human Trafficking, Commercial Sex Acts	0	0	0
			Human Trafficking, Involuntary Servitude	0	0	0
Arrest Overview			Crimes Against Property			
Total Arrests	41		Arson	0	0	0
Adult Arrests	41		Bribery	0	0	0
Juvenile Arrests	0		Burglary/Breaking & Entering	0	0	0
Unknown Age	0		Counterfeiting/Forgery	4	0	0
Arrests per 100,000 population	N/A		Destruction/Damage/Vandalism of Property	0	0	0
			Embezzlement	0	0	0
			Extortion/Blackmail	0	0	0
			False Pretenses/Swindle/Confidence Game	8	2	0
			Credit Card/Automatic Teller Fraud	0	0	0
			Impersonation	3	0	0
			Welfare Fraud	0	0	0
			Wire Fraud	0	0	0
			Identity Theft	3	0	0
			Hacking/Computer Invasion	0	0	0
			Robbery	0	0	0
			Pocket-picking	0	0	0
			Purse-snatching	0	0	0
			Shoplifting	0	0	0
			Theft From Building	0	0	0
			Theft From Coin Operated Machine or Device	0	0	0
			Theft From Motor Vehicle	0	0	0
			Theft of Motor Vehicle Parts/Accessories	0	0	0
			All Other Larceny	2	0	0
			Motor Vehicle Theft	3	0	0
			Stolen Property Offenses	1	0	0
			Crimes Against Society			
			Drug/Narcotic Violations	28	6	0
			Drug Equipment Violations	0	0	0
			Betting/Wagering	0	0	0
			Operating/Promoting/Assisting Gambling	0	0	0
			Gambling Equipment Violations	0	0	0
			Sports Tampering	0	0	0
			Pornography/Obscene Material	3	0	0
			Prostitution	0	0	0
			Assisting or Promoting Prostitution	0	0	0
			Purchasing Prostitution	0	0	0
			Weapon Law Violations	5	0	0
			Animal Cruelty	0	0	0
			Total Group A Offenses	66	8	0
Group B Arrests						
Offense	Adult	Juvenile				
Bad Checks	0	0				
Curfew/Loitering/Vagrancy Violations	0	0				
Disorderly Conduct	0	0				
Driving Under the Influence	27	0				
Drunkenness	2	0				
Family Offenses (Nonviolent)	0	0				
Liquor Law Violations	0	0				
Peeping Tom	0	0				
Trespass of Real Property	0	0				
All Other Offenses	4	0				
Total Group B	33	0				

(*) Offenses are counted using the FBI Units of Count for Crime

(**) The 'Arrests' column shows arrests made for incidents during the selected period, regardless of arrest date. Arrest counts for the same period may change over time.

State Police - Frederick CO - VA034SP00 - NIBRS Agency Crime Overview - 2020

2020 Population Estimate			N/A	Offenses (*)	Arrests (**)	
				Reported	Adult	Juvenile
Law Enforcement Employees						
Sworn Male		0	Murder and Nonnegligent Manslaughter	0	0	0
Sworn Female		0	Negligent Manslaughter	0	0	0
Civilian Male		0	Kidnapping/Abduction	0	0	0
Civilian Female		0	Forcible Rape	0	0	0
Total:		0	Forcible Sodomy	0	0	0
			Sexual Assault With An Object	0	0	0
			Forcible Fondling	1	0	0
			Incest	0	0	0
Incident Total		218	Statutory Rape	0	0	0
Offense Total		240	Aggravated Assault	3	2	0
Group A Crimes per 100,000 population		N/A	Simple Assault	3	1	0
			Intimidation	1	0	0
			Human Trafficking, Commercial Sex Acts	0	0	0
			Human Trafficking, Involuntary Servitude	0	0	0
Arrest Overview			Crimes Against Property			
Total Arrests		124	Arson	0	0	0
Adult Arrests		120	Bribery	0	0	0
Juvenile Arrests		3	Burglary/Breaking & Entering	1	0	0
Unknown Age		1	Counterfeiting/Forgery	3	0	0
Arrests per 100,000 population		N/A	Destruction/Damage/Vandalism of Property	4	2	0
			Embezzlement	1	0	0
			Extortion/Blackmail	0	0	0
			False Pretenses/Swindle/Confidence Game	44	7	0
			Credit Card/Automatic Teller Fraud	0	0	0
			Impersonation	2	2	0
Group B Arrests			Welfare Fraud	0	0	0
Offense	Adult	Juvenile	Wire Fraud	0	0	0
Bad Checks	0	0	Identity Theft	2	0	0
Curfew/Loitering/Vagrancy Violations	0	0	Hacking/Computer Invasion	2	0	0
Disorderly Conduct	0	0	Robbery	0	0	0
Driving Under the Influence	47	0	Pocket-picking	0	0	0
Drunkenness	2	0	Purse-snatching	0	0	0
Family Offenses (Nonviolent)	0	0	Shoplifting	0	0	0
Liquor Law Violations	2	0	Theft From Building	0	0	0
Loitering/Trespassing	0	0	Theft From Coin Operated Machine or Device	0	0	0
Misdemeanor Offenses	0	0	Theft From Motor Vehicle	0	0	0
Respass of Real Property	0	0	Theft of Motor Vehicle Parts/Accessories	0	0	0
All Other Offenses	14	0	All Other Larceny	2	0	0
Total Group B	65	0	Motor Vehicle Theft	0	0	0
			Stolen Property Offenses	4	2	0
			Crimes Against Society			
			Drug/Narcotic Violations	148	37	3
			Drug Equipment Violations	3	0	0
			Betting/Wagering	0	0	0
			Operating/Promoting/Assisting Gambling	0	0	0
			Gambling Equipment Violations	0	0	0
			Sports Tampering	0	0	0
			Pornography/Obscene Material	2	1	0
			Prostitution	0	0	0
			Assisting or Promoting Prostitution	0	0	0
			Purchasing Prostitution	0	0	0
			Weapon Law Violations	14	1	0
			Animal Cruelty	0	0	0
			Total Group A Offenses	240	55	3

(*) Offenses are counted using the FBI Units of Count for Crime

(**) The 'Arrests' column shows arrests made for incidents during the selected period, regardless of arrest date. Arrest counts for the same period may change over time.

State Police - Fredericksburg - VA109SP00 - NIBRS Agency Crime Overview - 2020

2020 Population Estimate		N/A	Offenses (*)		Arrests (**)	
			Reported	Adult	Juvenile	
			Group A Offenses			
Law Enforcement Employees		Crimes Against Persons				
Sworn Male	0	Murder and Nonnegligent Manslaughter	0	0	0	
Sworn Female	0	Negligent Manslaughter	1	1	0	
Civilian Male	0	Kidnapping/Abduction	0	0	0	
Civilian Female	0	Forcible Rape	0	0	0	
Total:	0	Forcible Sodomy	0	0	0	
		Sexual Assault With An Object	0	0	0	
		Forcible Fondling	0	0	0	
Offense Overview		Incest	0	0	0	
Incident Total	59	Statutory Rape	0	0	0	
Offense Total	67	Aggravated Assault	2	0	0	
Group A Crimes per 100,000 population	N/A	Simple Assault	1	0	0	
		Intimidation	0	0	0	
		Human Trafficking, Commercial Sex Acts	0	0	0	
		Human Trafficking, Involuntary Servitude	0	0	0	
Arrest Overview		Crimes Against Property				
Total Arrests	44	Arson	0	0	0	
Adult Arrests	44	Bribery	0	0	0	
Juvenile Arrests	0	Burglary/Breaking & Entering	0	0	0	
Unknown Age	0	Counterfeiting/Forgery	0	0	0	
Arrests per 100,000 population	N/A	Destruction/Damage/Vandalism of Property	0	0	0	
		Embezzlement	0	0	0	
		Extortion/Blackmail	0	0	0	
		False Pretenses/Swindle/Confidence Game	39	8	0	
		Credit Card/Automatic Teller Fraud	0	0	0	
		Impersonation	0	0	0	
		Welfare Fraud	0	0	0	
		Wire Fraud	0	0	0	
		Identity Theft	0	0	0	
		Hacking/Computer Invasion	0	0	0	
		Robbery	0	0	0	
		Pocket-picking	0	0	0	
		Purse-snatching	0	0	0	
		Shoplifting	0	0	0	
		Theft From Building	0	0	0	
		Theft From Coin Operated Machine or Device	0	0	0	
		Theft From Motor Vehicle	0	0	0	
		Theft of Motor Vehicle Parts/Accessories	0	0	0	
		All Other Larceny	0	0	0	
		Motor Vehicle Theft	0	0	0	
		Stolen Property Offenses	0	0	0	
		Crimes Against Society				
		Drug/Narcotic Violations	16	7	0	
		Drug Equipment Violations	0	0	0	
		Betting/Wagering	0	0	0	
		Operating/Promoting/Assisting Gambling	0	0	0	
		Gambling Equipment Violations	0	0	0	
		Sports Tampering	0	0	0	
		Pornography/Obscene Material	0	0	0	
		Prostitution	0	0	0	
		Assisting or Promoting Prostitution	0	0	0	
		Purchasing Prostitution	0	0	0	
		Weapon Law Violations	8	1	0	
		Animal Cruelty	0	0	0	
		Total Group A Offenses	67	17		
Group B Arrests						
Offense	Adult	Juvenile				
Bad Checks	0	0				
Curfew/Loitering/Vagrancy Violations	0	0				
Disorderly Conduct	0	0				
Driving Under the Influence	24	0				
Drunkenness	3	0				
Family Offenses (Nonviolent)	0	0				
Liquor Law Violations	0	0				
Peeping Tom	0	0				
Trespass of Real Property	0	0				
All Other Offenses	0	0				
Total Group B	27	0				

(*) Offenses are counted using the FBI Units of Count for Crime

(**) The 'Arrests' column shows arrests made for incidents during the selected period, regardless of arrest date. Arrest counts for the same period may change over time.

State Police - Galax - VA110SP00 - NIBRS Agency Crime Overview - 2020

2020 Population Estimate			N/A	Offenses (*)	Arrests (**)	
				Reported	Adult	Juvenile
Law Enforcement Employees				Crimes Against Persons		
Sworn Male		0	Murder and Nonnegligent Manslaughter	0	0	0
Sworn Female		0	Negligent Manslaughter	0	0	0
Civilian Male		0	Kidnapping/Abduction	0	0	0
Civilian Female		0	Forcible Rape	0	0	0
Total:		0	Forcible Sodomy	0	0	0
			Sexual Assault With An Object	0	0	0
			Forcible Fondling	0	0	0
			Incest	0	0	0
Incident Total		9	Statutory Rape	0	0	0
Offense Total		9	Aggravated Assault	0	0	0
Group A Crimes per 100,000 population		N/A	Simple Assault	0	0	0
			Intimidation	0	0	0
			Human Trafficking, Commercial Sex Acts	0	0	0
			Human Trafficking, Involuntary Servitude	0	0	0
Arrest Overview			Crimes Against Property			
Total Arrests		1	Arson	0	0	0
Adult Arrests		1	Bribery	0	0	0
Juvenile Arrests		0	Burglary/Breaking & Entering	0	0	0
Unknown Age		0	Counterfeiting/Forgery	0	0	0
Arrests per 100,000 population		N/A	Destruction/Damage/Vandalism of Property	0	0	0
			Embezzlement	0	0	0
			Extortion/Blackmail	0	0	0
			False Pretenses/Swindle/Confidence Game	5	1	0
			Credit Card/Automatic Teller Fraud	0	0	0
			Impersonation	0	0	0
Group B Arrests			Welfare Fraud	0	0	0
Offense	Adult	Juvenile	Wire Fraud	0	0	0
Bad Checks	0	0	Identity Theft	0	0	0
Curfew/Loitering/Vagrancy Violations	0	0	Hacking/Computer Invasion	0	0	0
Disorderly Conduct	0	0	Robbery	0	0	0
Driving Under the Influence	0	0	Pocket-picking	0	0	0
Drunkenness	0	0	Purse-snatching	0	0	0
Family Offenses (Nonviolent)	0	0	Shoplifting	0	0	0
Liquor Law Violations	0	0	Theft From Building	0	0	0
Loitering/Trespassing	0	0	Theft From Coin Operated Machine or Device	0	0	0
Misdemeanor Offenses	0	0	Theft From Motor Vehicle	0	0	0
Offenses	0	0	Theft of Motor Vehicle Parts/Accessories	0	0	0
Respass of Real Property	0	0	All Other Larceny	2	0	0
All Other Offenses	0	0	Motor Vehicle Theft	0	0	0
Total Group B	0	0	Stolen Property Offenses	0	0	0
			Crimes Against Society			
			Drug/Narcotic Violations	1	0	0
			Drug Equipment Violations	0	0	0
			Betting/Wagering	0	0	0
			Operating/Promoting/Assisting Gambling	0	0	0
			Gambling Equipment Violations	0	0	0
			Sports Tampering	0	0	0
			Pornography/Obscene Material	0	0	0
			Prostitution	0	0	0
			Assisting or Promoting Prostitution	0	0	0
			Purchasing Prostitution	0	0	0
			Weapon Law Violations	1	0	0
			Animal Cruelty	0	0	0
			Total Group A Offenses	9	1	0

(*) Offenses are counted using the FBI Units of Count for Crime

(**) The 'Arrests' column shows arrests made for incidents during the selected period, regardless of arrest date. Arrest counts for the same period may change over time.

State Police - Giles CO - VA035SP00 - NIBRS Agency Crime Overview - 2020

2020 Population Estimate			N/A	Offenses (*)	Arrests (**)	
				Reported	Adult	Juvenile
Law Enforcement Employees						
Sworn Male		0	Murder and Nonnegligent Manslaughter	0	0	0
Sworn Female		0	Negligent Manslaughter	0	0	0
Civilian Male		0	Kidnapping/Abduction	0	0	0
Civilian Female		0	Forcible Rape	0	0	0
Total:		0	Forcible Sodomy	0	0	0
			Sexual Assault With An Object	0	0	0
			Forcible Fondling	0	0	0
			Incest	0	0	0
Incident Total		26	Statutory Rape	0	0	0
Offense Total		30	Aggravated Assault	0	0	0
Group A Crimes per 100,000 population		N/A	Simple Assault	2	0	0
			Intimidation	2	0	0
			Human Trafficking, Commercial Sex Acts	0	0	0
			Human Trafficking, Involuntary Servitude	0	0	0
Arrest Overview			Crimes Against Property			
Total Arrests		26	Arson	0	0	0
Adult Arrests		26	Bribery	0	0	0
Juvenile Arrests		0	Burglary/Breaking & Entering	0	0	0
Unknown Age		0	Counterfeiting/Forgery	0	0	0
Arrests per 100,000 population		N/A	Destruction/Damage/Vandalism of Property	1	0	0
			Embezzlement	1	0	0
			Extortion/Blackmail	0	0	0
			False Pretenses/Swindle/Confidence Game	4	1	0
			Credit Card/Automatic Teller Fraud	0	0	0
			Impersonation	0	0	0
Group B Arrests			Welfare Fraud	0	0	0
Offense	Adult	Juvenile	Wire Fraud	0	0	0
Bad Checks	0	0	Identity Theft	0	0	0
Curfew/Loitering/Vagrancy Violations	0	0	Hacking/Computer Invasion	0	0	0
Disorderly Conduct	0	0	Robbery	0	0	0
Driving Under the Influence	11	0	Pocket-picking	0	0	0
Drunkenness	1	0	Purse-snatching	0	0	0
Family Offenses (Nonviolent)	0	0	Shoplifting	0	0	0
Liquor Law Violations	0	0	Theft From Building	0	0	0
Loitering/Trespassing	0	0	Theft From Coin Operated Machine or Device	0	0	0
Misdemeanor Offenses	0	0	Theft From Motor Vehicle	0	0	0
Offenses Involving Children	0	0	Theft of Motor Vehicle Parts/Accessories	0	0	0
Respass of Real Property	0	0	All Other Larceny	5	0	0
All Other Offenses	9	0	Motor Vehicle Theft	1	1	0
Total Group B	21	0	Stolen Property Offenses	1	0	0
			Crimes Against Society			
			Drug/Narcotic Violations	9	3	0
			Drug Equipment Violations	0	0	0
			Betting/Wagering	0	0	0
			Operating/Promoting/Assisting Gambling	0	0	0
			Gambling Equipment Violations	0	0	0
			Sports Tampering	0	0	0
			Pornography/Obscene Material	2	0	0
			Prostitution	0	0	0
			Assisting or Promoting Prostitution	0	0	0
			Purchasing Prostitution	0	0	0
			Weapon Law Violations	2	0	0
			Animal Cruelty	0	0	0
			Total Group A Offenses	30	5	0

(*) Offenses are counted using the FBI Units of Count for Crime

(**) The 'Arrests' column shows arrests made for incidents during the selected period, regardless of arrest date. Arrest counts for the same period may change over time.

State Police - Gloucester CO - VA036SP00 - NIBRS Agency Crime Overview - 2020

2020 Population Estimate			N/A	Offenses (*)		Arrests (**)	
				Group A Offenses	Reported	Adult	Juvenile
Law Enforcement Employees				Crimes Against Persons			
Sworn Male		0		Murder and Nonnegligent Manslaughter	0	0	0
Sworn Female		0		Negligent Manslaughter	4	0	0
Civilian Male		0		Kidnapping/Abduction	0	0	0
Civilian Female		0		Forcible Rape	1	0	0
Total:		0		Forcible Sodomy	0	0	0
				Sexual Assault With An Object	0	0	0
				Forcible Fondling	1	0	0
Offense Overview				Incest	0	0	0
Incident Total		77		Statutory Rape	0	0	0
Offense Total		86		Aggravated Assault	3	1	0
Group A Crimes per 100,000 population		N/A		Simple Assault	2	0	0
				Intimidation	0	0	0
				Human Trafficking, Commercial Sex Acts	0	0	0
				Human Trafficking, Involuntary Servitude	0	0	0
Arrest Overview				Crimes Against Property			
Total Arrests		69		Arson	0	0	0
Adult Arrests		68		Bribery	0	0	0
Juvenile Arrests		1		Burglary/Breaking & Entering	0	0	0
Unknown Age		0		Counterfeiting/Forgery	0	0	0
Arrests per 100,000 population		N/A		Destruction/Damage/Vandalism of Property	3	2	0
				Embezzlement	1	0	0
				Extortion/Blackmail	0	0	0
				False Pretenses/Swindle/Confidence Game	18	2	0
				Credit Card/Automatic Teller Fraud	0	0	0
				Impersonation	1	1	0
				Welfare Fraud	0	0	0
Group B Arrests				Wire Fraud	0	0	0
Offense	Adult	Juvenile		Identity Theft	2	0	0
Bad Checks	0	0		Hacking/Computer Invasion	0	0	0
Curfew/Loitering/Vagrancy Violations	0	0		Robbery	0	0	0
Disorderly Conduct	0	0		Pocket-picking	0	0	0
Driving Under the Influence	17	0		Purse-snatching	0	0	0
Drunkenness	0	0		Shoplifting	0	0	0
Family Offenses (Nonviolent)	0	0		Theft From Building	0	0	0
Liquor Law Violations	0	0		Theft From Coin Operated Machine or Device	0	0	0
Loitering/Trespassing	0	0		Theft From Motor Vehicle	0	0	0
Respass of Real Property	0	0		Theft of Motor Vehicle Parts/Accessories	0	0	0
All Other Offenses	3	0		All Other Larceny	0	0	0
Total Group B	20	0		Motor Vehicle Theft	0	0	0
				Stolen Property Offenses	0	0	0
				Crimes Against Society			
				Drug/Narcotic Violations	43	40	1
				Drug Equipment Violations	1	1	0
				Betting/Wagering	0	0	0
				Operating/Promoting/Assisting Gambling	0	0	0
				Gambling Equipment Violations	0	0	0
				Sports Tampering	0	0	0
				Pornography/Obscene Material	0	0	0
				Prostitution	0	0	0
				Assisting or Promoting Prostitution	0	0	0
				Purchasing Prostitution	0	0	0
				Weapon Law Violations	6	1	0
				Animal Cruelty	0	0	0
				Total Group A Offenses	86	48	1

(*) Offenses are counted using the FBI Units of Count for Crime

(**) The 'Arrests' column shows arrests made for incidents during the selected period, regardless of arrest date. Arrest counts for the same period may change over time.

State Police - Goochland CO - VA037SP00 - NIBRS Agency Crime Overview - 2020

2020 Population Estimate			N/A	Offenses (*)		Arrests (**)	
				Group A Offenses	Reported	Adult	Juvenile
Law Enforcement Employees			Crimes Against Persons				
Sworn Male	0		Murder and Nonnegligent Manslaughter		0	0	0
Sworn Female	0		Negligent Manslaughter		0	0	0
Civilian Male	0		Kidnapping/Abduction		0	0	0
Civilian Female	0		Forcible Rape		0	0	0
Total:	0		Forcible Sodomy		0	0	0
			Sexual Assault With An Object		0	0	0
			Forcible Fondling		0	0	0
Offense Overview			Incest		0	0	0
Incident Total	17		Statutory Rape		0	0	0
Offense Total	19		Aggravated Assault		4	3	0
Group A Crimes per 100,000 population	N/A		Simple Assault		1	0	0
			Intimidation		0	0	0
			Human Trafficking, Commercial Sex Acts		0	0	0
			Human Trafficking, Involuntary Servitude		0	0	0
Arrest Overview			Crimes Against Property				
Total Arrests	9		Arson		0	0	0
Adult Arrests	8		Bribery		0	0	0
Juvenile Arrests	1		Burglary/Breaking & Entering		0	0	0
Unknown Age	0		Counterfeiting/Forgery		0	0	0
Arrests per 100,000 population	N/A		Destruction/Damage/Vandalism of Property		1	0	0
			Embezzlement		0	0	0
			Extortion/Blackmail		0	0	0
			False Pretenses/Swindle/Confidence Game		0	0	0
			Credit Card/Automatic Teller Fraud		0	0	0
			Impersonation		0	0	0
			Welfare Fraud		0	0	0
Group B Arrests			Wire Fraud		0	0	0
Offense	Adult	Juvenile	Identity Theft		0	0	0
Bad Checks	0	0	Hacking/Computer Invasion		0	0	0
Curfew/Loitering/Vagrancy Violations	0	0	Robbery		9	0	0
Disorderly Conduct	0	0	Pocket-picking		0	0	0
Driving Under the Influence	2	0	Purse-snatching		0	0	0
Drunkenness	0	0	Shoplifting		1	1	0
Family Offenses (Nonviolent)	0	0	Theft From Building		0	0	0
Liquor Law Violations	1	0	Theft From Coin Operated Machine or Device		0	0	0
Peeping Tom	0	0	Theft From Motor Vehicle		0	0	0
Trespass of Real Property	0	0	Theft of Motor Vehicle Parts/Accessories		0	0	0
All Other Offenses	0	0	All Other Larceny		0	0	0
Total Group B	3	0	Motor Vehicle Theft		0	0	0
			Stolen Property Offenses		0	0	0
			Crimes Against Society				
			Drug/Narcotic Violations		3	1	1
			Drug Equipment Violations		0	0	0
			Betting/Wagering		0	0	0
			Operating/Promoting/Assisting Gambling		0	0	0
			Gambling Equipment Violations		0	0	0
			Sports Tampering		0	0	0
			Pornography/Obscene Material		0	0	0
			Prostitution		0	0	0
			Assisting or Promoting Prostitution		0	0	0
			Purchasing Prostitution		0	0	0
			Weapon Law Violations		0	0	0
			Animal Cruelty		0	0	0
			Total Group A Offenses		19	5	1

(*) Offenses are counted using the FBI Units of Count for Crime

(**) The 'Arrests' column shows arrests made for incidents during the selected period, regardless of arrest date. Arrest counts for the same period may change over time.

State Police - Grayson CO - VA038SP00 - NIBRS Agency Crime Overview - 2020

2020 Population Estimate			N/A	Offenses (*)		Arrests (**)	
				Group A Offenses	Reported	Adult	Juvenile
Law Enforcement Employees			Crimes Against Persons				
Sworn Male	0		Murder and Nonnegligent Manslaughter		0	0	0
Sworn Female	0		Negligent Manslaughter		0	0	0
Civilian Male	0		Kidnapping/Abduction		0	0	0
Civilian Female	0		Forcible Rape		1	0	0
	0		Forcible Sodomy		0	0	0
Total:	0		Sexual Assault With An Object		0	0	0
			Forcible Fondling		0	0	0
Offense Overview			Incest		0	0	0
Incident Total	14		Statutory Rape		0	0	0
Offense Total	15		Aggravated Assault		1	1	0
Group A Crimes per 100,000 population	N/A		Simple Assault		0	0	0
			Intimidation		2	1	0
			Human Trafficking, Commercial Sex Acts		0	0	0
			Human Trafficking, Involuntary Servitude		0	0	0
Arrest Overview			Crimes Against Property				
Total Arrests	22		Arson		0	0	0
Adult Arrests	21		Bribery		0	0	0
Juvenile Arrests	1		Burglary/Breaking & Entering		0	0	0
Unknown Age	0		Counterfeiting/Forgery		1	0	0
Arrests per 100,000 population	N/A		Destruction/Damage/Vandalism of Property		0	0	0
			Embezzlement		0	0	0
			Extortion/Blackmail		0	0	0
			False Pretenses/Swindle/Confidence Game		0	0	0
			Credit Card/Automatic Teller Fraud		0	0	0
			Impersonation		0	0	0
			Welfare Fraud		0	0	0
			Wire Fraud		0	0	0
			Identity Theft		0	0	0
			Hacking/Computer Invasion		0	0	0
			Robbery		0	0	0
			Pocket-picking		0	0	0
	Purse-snatching		0	0	0		
	Shoplifting		0	0	0		
	Theft From Building		0	0	0		
	Theft From Coin Operated Machine or Device		0	0	0		
	Theft From Motor Vehicle		0	0	0		
	Theft of Motor Vehicle Parts/Accessories		0	0	0		
	All Other Larceny		0	0	0		
	Motor Vehicle Theft		1	0	0		
	Stolen Property Offenses		0	0	0		
Group B Arrests			Crimes Against Society				
			Drug/Narcotic Violations		9	5	0
			Drug Equipment Violations		0	0	0
			Betting/Wagering		0	0	0
			Operating/Promoting/Assisting Gambling		0	0	0
			Gambling Equipment Violations		0	0	0
			Sports Tampering		0	0	0
			Pornography/Obscene Material		0	0	0
			Prostitution		0	0	0
			Assisting or Promoting Prostitution		0	0	0
			Purchasing Prostitution		0	0	0
			Weapon Law Violations		0	0	0
			Animal Cruelty		0	0	0
Total Group B			Total Group A Offenses		15	7	0

(*) Offenses are counted using the FBI Units of Count for Crime
 (**) The 'Arrests' column shows arrests made for incidents during the selected period, regardless of arrest date. Arrest counts for the same period may change over time.

This report is valid as of March 18, 2021 and is subject to change

State Police - Greene CO - VA039SP00 - NIBRS Agency Crime Overview - 2020

2020 Population Estimate			N/A	Offenses (*)	Arrests (**)	
				Reported	Adult	Juvenile
Law Enforcement Employees						
Sworn Male		0	Murder and Nonnegligent Manslaughter	0	0	0
Sworn Female		0	Negligent Manslaughter	0	0	0
Civilian Male		0	Kidnapping/Abduction	0	0	0
Civilian Female		0	Forcible Rape	0	0	0
Total:		0	Forcible Sodomy	0	0	0
			Sexual Assault With An Object	0	0	0
			Forcible Fondling	0	0	0
			Incest	0	0	0
Incident Total		12	Statutory Rape	0	0	0
Offense Total		13	Aggravated Assault	1	0	0
Group A Crimes per 100,000 population		N/A	Simple Assault	0	0	0
			Intimidation	0	0	0
			Human Trafficking, Commercial Sex Acts	0	0	0
			Human Trafficking, Involuntary Servitude	0	0	0
Arrest Overview			Crimes Against Property			
Total Arrests		19	Arson	0	0	0
Adult Arrests		18	Bribery	0	0	0
Juvenile Arrests		0	Burglary/Breaking & Entering	0	0	0
Unknown Age		1	Counterfeiting/Forgery	1	0	0
Arrests per 100,000 population		N/A	Destruction/Damage/Vandalism of Property	0	0	0
			Embezzlement	0	0	0
			Extortion/Blackmail	0	0	0
			False Pretenses/Swindle/Confidence Game	2	0	0
			Credit Card/Automatic Teller Fraud	0	0	0
			Impersonation	0	0	0
Group B Arrests			Welfare Fraud	0	0	0
Offense	Adult	Juvenile	Wire Fraud	0	0	0
Bad Checks	0	0	Identity Theft	0	0	0
Curfew/Loitering/Vagrancy Violations	0	0	Hacking/Computer Invasion	0	0	0
Disorderly Conduct	0	0	Robbery	0	0	0
Driving Under the Influence	10	0	Pocket-picking	0	0	0
Drunkenness	0	0	Purse-snatching	0	0	0
Family Offenses (Nonviolent)	0	0	Shoplifting	0	0	0
Liquor Law Violations	0	0	Theft From Building	0	0	0
Loitering Tom	0	0	Theft From Coin Operated Machine or Device	0	0	0
Respass of Real Property	0	0	Theft From Motor Vehicle	0	0	0
All Other Offenses	4	0	Theft of Motor Vehicle Parts/Accessories	0	0	0
Total Group B	14	0	All Other Larceny	0	0	0
			Motor Vehicle Theft	0	0	0
			Stolen Property Offenses	0	0	0
			Crimes Against Society			
			Drug/Narcotic Violations	6	2	0
			Drug Equipment Violations	1	1	0
			Betting/Wagering	0	0	0
			Operating/Promoting/Assisting Gambling	0	0	0
			Gambling Equipment Violations	0	0	0
			Sports Tampering	0	0	0
			Pornography/Obscene Material	0	0	0
			Prostitution	0	0	0
			Assisting or Promoting Prostitution	0	0	0
			Purchasing Prostitution	0	0	0
			Weapon Law Violations	2	1	0
			Animal Cruelty	0	0	0
			Total Group A Offenses	13	4	0

(*) Offenses are counted using the FBI Units of Count for Crime

(**) The 'Arrests' column shows arrests made for incidents during the selected period, regardless of arrest date. Arrest counts for the same period may change over time.

State Police - Greenville CO - VA040SP00 - NIBRS Agency Crime Overview - 2020

2020 Population Estimate		N/A	Offenses (*)		Arrests (**)	
			Group A Offenses	Reported	Adult	Juvenile
Law Enforcement Employees			Crimes Against Persons			
Sworn Male	0		Murder and Nonnegligent Manslaughter	0	0	0
Sworn Female	0		Negligent Manslaughter	4	0	0
Civilian Male	0		Kidnapping/Abduction	0	0	0
Civilian Female	0		Forcible Rape	0	0	0
Total:	0		Forcible Sodomy	0	0	0
			Sexual Assault With An Object	0	0	0
			Forcible Fondling	0	0	0
Offense Overview			Incest	0	0	0
Incident Total	46		Statutory Rape	0	0	0
Offense Total	57		Aggravated Assault	6	0	0
Group A Crimes per 100,000 population	N/A		Simple Assault	4	2	0
			Intimidation	0	0	0
			Human Trafficking, Commercial Sex Acts	0	0	0
			Human Trafficking, Involuntary Servitude	0	0	0
Arrest Overview			Crimes Against Property			
Total Arrests	57		Arson	0	0	0
Adult Arrests	54		Bribery	0	0	0
Juvenile Arrests	3		Burglary/Breaking & Entering	0	0	0
Unknown Age	0		Counterfeiting/Forgery	2	0	0
Arrests per 100,000 population	N/A		Destruction/Damage/Vandalism of Property	0	0	0
			Embezzlement	0	0	0
			Extortion/Blackmail	0	0	0
			False Pretenses/Swindle/Confidence Game	4	3	0
			Credit Card/Automatic Teller Fraud	0	0	0
			Impersonation	4	2	0
Group B Arrests			Welfare Fraud	0	0	0
Offense	Adult	Juvenile	Wire Fraud	0	0	0
Bad Checks	0	0	Identity Theft	0	0	0
Curfew/Loitering/Vagrancy Violations	0	0	Hacking/Computer Invasion	0	0	0
Disorderly Conduct	0	0	Robbery	0	0	0
Driving Under the Influence	22	0	Pocket-picking	0	0	0
Drunkenness	1	0	Purse-snatching	0	0	0
Family Offenses (Nonviolent)	0	0	Shoplifting	0	0	0
Liquor Law Violations	0	0	Theft From Building	0	0	0
Peeping Tom	0	0	Theft From Coin Operated Machine or Device	0	0	0
Trespass of Real Property	0	0	Theft From Motor Vehicle	0	0	0
All Other Offenses	7	0	Theft of Motor Vehicle Parts/Accessories	0	0	0
Total Group B	30	0	All Other Larceny	0	0	0
			Motor Vehicle Theft	1	0	0
			Stolen Property Offenses	0	0	0
			Crimes Against Society			
			Drug/Narcotic Violations	27	17	2
			Drug Equipment Violations	0	0	0
			Betting/Wagering	0	0	0
			Operating/Promoting/Assisting Gambling	0	0	0
			Gambling Equipment Violations	0	0	0
			Sports Tampering	0	0	0
			Pornography/Obscene Material	0	0	0
			Prostitution	0	0	0
			Assisting or Promoting Prostitution	0	0	0
			Purchasing Prostitution	0	0	0
			Weapon Law Violations	5	0	1
			Animal Cruelty	0	0	0
			Total Group A Offenses	57	24	3

(*) Offenses are counted using the FBI Units of Count for Crime

(**) The 'Arrests' column shows arrests made for incidents during the selected period, regardless of arrest date. Arrest counts for the same period may change over time.

State Police - Halifax CO - VA041SP00 - NIBRS Agency Crime Overview - 2020

2020 Population Estimate			N/A	Offenses (*)	Arrests (**)	
				Reported	Adult	Juvenile
Law Enforcement Employees						
Sworn Male		0	Murder and Nonnegligent Manslaughter	0	0	0
Sworn Female		0	Negligent Manslaughter	1	0	0
Civilian Male		0	Kidnapping/Abduction	0	0	0
Civilian Female		0	Forcible Rape	0	0	0
Total:		0	Forcible Sodomy	0	0	0
			Sexual Assault With An Object	0	0	0
			Forcible Fondling	0	0	0
			Incest	0	0	0
Incident Total		140	Statutory Rape	0	0	0
Offense Total		148	Aggravated Assault	5	0	0
Group A Crimes per 100,000 population		N/A	Simple Assault	4	0	0
			Intimidation	2	0	0
			Human Trafficking, Commercial Sex Acts	0	0	0
			Human Trafficking, Involuntary Servitude	0	0	0
Arrest Overview			Crimes Against Property			
Total Arrests		68	Arson	1	0	0
Adult Arrests		66	Bribery	0	0	0
Juvenile Arrests		1	Burglary/Breaking & Entering	1	1	0
Unknown Age		1	Counterfeiting/Forgery	1	1	0
Arrests per 100,000 population		N/A	Destruction/Damage/Vandalism of Property	2	1	0
			Embezzlement	0	0	0
			Extortion/Blackmail	0	0	0
			False Pretenses/Swindle/Confidence Game	19	2	0
			Credit Card/Automatic Teller Fraud	0	0	0
			Impersonation	0	0	0
			Welfare Fraud	0	0	0
			Wire Fraud	0	0	0
			Identity Theft	1	0	0
			Hacking/Computer Invasion	0	0	0
			Robbery	0	0	0
			Pocket-picking	0	0	0
			Purse-snatching	0	0	0
			Shoplifting	0	0	0
			Theft From Building	0	0	0
			Theft From Coin Operated Machine or Device	0	0	0
			Theft From Motor Vehicle	0	0	0
			Theft of Motor Vehicle Parts/Accessories	0	0	0
			All Other Larceny	2	0	0
			Motor Vehicle Theft	2	0	0
			Stolen Property Offenses	0	0	0
			Crimes Against Society			
			Drug/Narcotic Violations	95	17	0
			Drug Equipment Violations	1	0	0
			Betting/Wagering	0	0	0
			Operating/Promoting/Assisting Gambling	0	0	0
			Gambling Equipment Violations	0	0	0
			Sports Tampering	0	0	0
			Pornography/Obscene Material	1	0	0
			Prostitution	0	0	0
			Assisting or Promoting Prostitution	0	0	0
			Purchasing Prostitution	0	0	0
			Weapon Law Violations	10	0	0
			Animal Cruelty	0	0	0
			Total Group A Offenses	148	22	0

(*) Offenses are counted using the FBI Units of Count for Crime

(**) The 'Arrests' column shows arrests made for incidents during the selected period, regardless of arrest date. Arrest counts for the same period may change over time.

State Police - Hampton - VA111SP00 - NIBRS Agency Crime Overview - 2020

2020 Population Estimate			N/A	Offenses (*)		Arrests (**)	
				Reported	Adult	Juvenile	
Law Enforcement Employees							
			Group A Offenses				
			Crimes Against Persons				
Sworn Male	0		Murder and Nonnegligent Manslaughter	0	0	0	
Sworn Female	0		Negligent Manslaughter	0	0	0	
Civilian Male	0		Kidnapping/Abduction	0	0	0	
Civilian Female	0		Forcible Rape	0	0	0	
Total:	0		Forcible Sodomy	0	0	0	
			Sexual Assault With An Object	0	0	0	
			Forcible Fondling	0	0	0	
Offense Overview			Incest	0	0	0	
Incident Total	160		Statutory Rape	0	0	0	
Offense Total	181		Aggravated Assault	13	0	0	
Group A Crimes per 100,000 population	N/A		Simple Assault	1	1	0	
			Intimidation	0	0	0	
			Human Trafficking, Commercial Sex Acts	0	0	0	
			Human Trafficking, Involuntary Servitude	0	0	0	
Arrest Overview			Crimes Against Property				
Total Arrests	88		Arson	0	0	0	
Adult Arrests	88		Bribery	0	0	0	
Juvenile Arrests	0		Burglary/Breaking & Entering	0	0	0	
Unknown Age	0		Counterfeiting/Forgery	2	2	0	
Arrests per 100,000 population	N/A		Destruction/Damage/Vandalism of Property	0	0	0	
			Embezzlement	0	0	0	
			Extortion/Blackmail	0	0	0	
			False Pretenses/Swindle/Confidence Game	116	30	0	
			Credit Card/Automatic Teller Fraud	0	0	0	
			Impersonation	2	1	0	
Group B Arrests			Welfare Fraud	0	0	0	
Offense	Adult	Juvenile	Wire Fraud	0	0	0	
Bad Checks	0	0	Identity Theft	1	0	0	
Curfew/Loitering/Vagrancy Violations	0	0	Hacking/Computer Invasion	0	0	0	
Disorderly Conduct	0	0	Robbery	0	0	0	
Driving Under the Influence	35	0	Pocket-picking	0	0	0	
Drunkenness	0	0	Purse-snatching	0	0	0	
Family Offenses (Nonviolent)	0	0	Shoplifting	0	0	0	
Liquor Law Violations	0	0	Theft From Building	0	0	0	
Peeping Tom	0	0	Theft From Coin Operated Machine or Device	0	0	0	
Trespass of Real Property	0	0	Theft From Motor Vehicle	0	0	0	
All Other Offenses	6	0	Theft of Motor Vehicle Parts/Accessories	0	0	0	
Total Group B	41	0	All Other Larceny	1	0	0	
			Motor Vehicle Theft	7	0	0	
			Stolen Property Offenses	4	1	0	
			Crimes Against Society				
			Drug/Narcotic Violations	17	8	0	
			Drug Equipment Violations	1	0	0	
			Betting/Wagering	0	0	0	
			Operating/Promoting/Assisting Gambling	0	0	0	
			Gambling Equipment Violations	0	0	0	
			Sports Tampering	0	0	0	
			Pornography/Obscene Material	0	0	0	
			Prostitution	0	0	0	
			Assisting or Promoting Prostitution	0	0	0	
			Purchasing Prostitution	0	0	0	
			Weapon Law Violations	16	4	0	
			Animal Cruelty	0	0	0	
			Total Group A Offenses	181	47		

(*) Offenses are counted using the FBI Units of Count for Crime

(**) The 'Arrests' column shows arrests made for incidents during the selected period, regardless of arrest date. Arrest counts for the same period may change over time.

State Police - Hanover CO - VA042SP00 - NIBRS Agency Crime Overview - 2020

2020 Population Estimate			N/A	Offenses (*)		Arrests (**)	
				Group A Offenses	Reported	Adult	Juvenile
Law Enforcement Employees			Crimes Against Persons				
Sworn Male	0		Murder and Nonnegligent Manslaughter		0	0	0
Sworn Female	0		Negligent Manslaughter		1	0	0
Civilian Male	0		Kidnapping/Abduction		0	0	0
Civilian Female	0		Forcible Rape		0	0	0
Total:	0		Forcible Sodomy		0	0	0
			Sexual Assault With An Object		0	0	0
			Forcible Fondling		0	0	0
Offense Overview			Incest		0	0	0
Incident Total	288		Statutory Rape		0	0	0
Offense Total	414		Aggravated Assault		5	3	0
Group A Crimes per 100,000 population	N/A		Simple Assault		8	2	1
			Intimidation		0	0	0
			Human Trafficking, Commercial Sex Acts		0	0	0
			Human Trafficking, Involuntary Servitude		0	0	0
Arrest Overview			Crimes Against Property				
Total Arrests	150		Arson		0	0	0
Adult Arrests	148		Bribery		0	0	0
Juvenile Arrests	2		Burglary/Breaking & Entering		0	0	0
Unknown Age	0		Counterfeiting/Forgery		2	0	0
Arrests per 100,000 population	N/A		Destruction/Damage/Vandalism of Property		2	0	0
			Embezzlement		0	0	0
			Extortion/Blackmail		0	0	0
			False Pretenses/Swindle/Confidence Game		177	58	0
			Credit Card/Automatic Teller Fraud		0	0	0
			Impersonation		6	4	0
Group B Arrests			Welfare Fraud		0	0	0
Offense	Adult	Juvenile	Wire Fraud		0	0	0
Bad Checks	0	0	Identity Theft		2	1	0
Curfew/Loitering/Vagrancy Violations	0	0	Hacking/Computer Invasion		0	0	0
Disorderly Conduct	0	0	Robbery		0	0	0
Driving Under the Influence	16	1	Pocket-picking		0	0	0
Drunkenness	1	0	Purse-snatching		0	0	0
Family Offenses (Nonviolent)	0	0	Shoplifting		0	0	0
Liquor Law Violations	4	0	Theft From Building		0	0	0
Peeping Tom	0	0	Theft From Coin Operated Machine or Device		0	0	0
Trespass of Real Property	0	0	Theft From Motor Vehicle		0	0	0
All Other Offenses	13	0	Theft of Motor Vehicle Parts/Accessories		0	0	0
Total Group B	34	1	All Other Larceny		1	0	0
			Motor Vehicle Theft		3	1	0
			Stolen Property Offenses		1	0	0
			Crimes Against Society				
			Drug/Narcotic Violations		82	42	0
			Drug Equipment Violations		1	0	0
			Betting/Wagering		0	0	0
			Operating/Promoting/Assisting Gambling		0	0	0
			Gambling Equipment Violations		0	0	0
			Sports Tampering		0	0	0
			Pornography/Obscene Material		0	0	0
			Prostitution		0	0	0
			Assisting or Promoting Prostitution		0	0	0
			Purchasing Prostitution		1	0	0
			Weapon Law Violations		122	3	0
			Animal Cruelty		0	0	0
			Total Group A Offenses		414	114	1

(*) Offenses are counted using the FBI Units of Count for Crime

(**) The 'Arrests' column shows arrests made for incidents during the selected period, regardless of arrest date. Arrest counts for the same period may change over time.

State Police - Harrisonburg - VA12SP00 - NIBRS Agency Crime Overview - 2020

2020 Population Estimate			N/A	Offenses (*)		Arrests (**)	
				Group A Offenses	Reported	Adult	Juvenile
Law Enforcement Employees				Crimes Against Persons			
Sworn Male		0		Murder and Nonnegligent Manslaughter	0	0	0
Sworn Female		0		Negligent Manslaughter	0	0	0
Civilian Male		0		Kidnapping/Abduction	0	0	0
Civilian Female		0		Forcible Rape	0	0	0
Total:		0		Forcible Sodomy	0	0	0
				Sexual Assault With An Object	0	0	0
				Forcible Fondling	0	0	0
				Incest	0	0	0
Incident Total		359		Statutory Rape	0	0	0
Offense Total		384		Aggravated Assault	1	1	0
Group A Crimes per 100,000 population		N/A		Simple Assault	0	0	0
				Intimidation	0	0	0
				Human Trafficking, Commercial Sex Acts	0	0	0
				Human Trafficking, Involuntary Servitude	0	0	0
Arrest Overview				Crimes Against Property			
Total Arrests		155		Arson	0	0	0
Adult Arrests		155		Bribery	0	0	0
Juvenile Arrests		0		Burglary/Breaking & Entering	0	0	0
Unknown Age		0		Counterfeiting/Forgery	1	1	0
Arrests per 100,000 population		N/A		Destruction/Damage/Vandalism of Property	0	0	0
				Embezzlement	0	0	0
				Extortion/Blackmail	0	0	0
				False Pretenses/Swindle/Confidence Game	26	19	0
				Credit Card/Automatic Teller Fraud	0	0	0
				Impersonation	0	0	0
Group B Arrests				Welfare Fraud	0	0	0
Offense	Adult	Juvenile		Wire Fraud	0	0	0
Bad Checks	0	0		Identity Theft	1	0	0
Curfew/Loitering/Vagrancy Violations	0	0		Hacking/Computer Invasion	0	0	0
Disorderly Conduct	0	0		Robbery	0	0	0
Driving Under the Influence	12	0		Pocket-picking	0	0	0
Drunkenness	0	0		Purse-snatching	0	0	0
Family Offenses (Nonviolent)	0	0		Shoplifting	0	0	0
Liquor Law Violations	0	0		Theft From Building	0	0	0
Loitering/Trespassing	0	0		Theft From Coin Operated Machine or Device	0	0	0
Misdemeanor Offenses	0	0		Theft From Motor Vehicle	0	0	0
Offenses	0	0		Theft of Motor Vehicle Parts/Accessories	0	0	0
Other Offenses	2	0		All Other Larceny	2	2	0
Total Group B	14	0		Motor Vehicle Theft	0	0	0
				Stolen Property Offenses	0	0	0
				Crimes Against Society			
				Drug/Narcotic Violations	327	116	0
				Drug Equipment Violations	0	0	0
				Betting/Wagering	0	0	0
				Operating/Promoting/Assisting Gambling	0	0	0
				Gambling Equipment Violations	0	0	0
				Sports Tampering	0	0	0
				Pornography/Obscene Material	1	1	0
				Prostitution	0	0	0
				Assisting or Promoting Prostitution	0	0	0
				Purchasing Prostitution	0	0	0
				Weapon Law Violations	25	1	0
				Animal Cruelty	0	0	0
				Total Group A Offenses	384	141	0

(*) Offenses are counted using the FBI Units of Count for Crime

(**) The 'Arrests' column shows arrests made for incidents during the selected period, regardless of arrest date. Arrest counts for the same period may change over time.

State Police - Henrico CO - VA043SP00 - NIBRS Agency Crime Overview - 2020

2020 Population Estimate			N/A		Offenses (*)	Arrests (**)	
				Group A Offenses	Reported	Adult	Juvenile
Law Enforcement Employees				Crimes Against Persons			
Sworn Male		0		Murder and Nonnegligent Manslaughter	0	0	0
Sworn Female		0		Negligent Manslaughter	0	0	0
Civilian Male		0		Kidnapping/Abduction	1	0	0
Civilian Female		0		Forcible Rape	0	0	0
Total:		0		Forcible Sodomy	0	0	0
				Sexual Assault With An Object	0	0	0
				Forcible Fondling	1	0	0
Offense Overview				Incest	0	0	0
Incident Total		161		Statutory Rape	0	0	0
Offense Total		237		Aggravated Assault	14	4	0
Group A Crimes per 100,000 population		N/A		Simple Assault	8	3	0
				Intimidation	1	0	0
				Human Trafficking, Commercial Sex Acts	0	0	0
				Human Trafficking, Involuntary Servitude	0	0	0
Arrest Overview				Crimes Against Property			
Total Arrests		202		Arson	0	0	0
Adult Arrests		201		Bribery	0	0	0
Juvenile Arrests		0		Burglary/Breaking & Entering	0	0	0
Unknown Age		1		Counterfeiting/Forgery	2	1	0
Arrests per 100,000 population		N/A		Destruction/Damage/Vandalism of Property	5	0	0
				Embezzlement	0	0	0
				Extortion/Blackmail	1	0	0
				False Pretenses/Swindle/Confidence Game	68	31	0
				Credit Card/Automatic Teller Fraud	0	0	0
				Impersonation	1	1	0
Group B Arrests				Welfare Fraud	0	0	0
Offense	Adult	Juvenile		Wire Fraud	0	0	0
Bad Checks	0	0		Identity Theft	0	0	0
Curfew/Loitering/Vagrancy Violations	0	0		Hacking/Computer Invasion	0	0	0
Disorderly Conduct	0	0		Robbery	0	0	0
Driving Under the Influence	70	0		Pocket-picking	0	0	0
Drunkenness	0	0		Purse-snatching	0	0	0
Family Offenses (Nonviolent)	0	0		Shoplifting	0	0	0
Liquor Law Violations	0	0		Theft From Building	0	0	0
Loitering/Trespassing	0	0		Theft From Coin Operated Machine or Device	0	0	0
Trespass of Real Property	0	0		Theft From Motor Vehicle	0	0	0
All Other Offenses	33	0		Theft of Motor Vehicle Parts/Accessories	0	0	0
Total Group B	103	0		All Other Larceny	4	2	0
				Motor Vehicle Theft	1	0	0
				Stolen Property Offenses	4	1	0
				Crimes Against Society			
				Drug/Narcotic Violations	56	40	0
				Drug Equipment Violations	5	3	0
				Betting/Wagering	0	0	0
				Operating/Promoting/Assisting Gambling	0	0	0
				Gambling Equipment Violations	0	0	0
				Sports Tampering	0	0	0
				Pornography/Obscene Material	0	0	0
				Prostitution	0	0	0
				Assisting or Promoting Prostitution	0	0	0
				Purchasing Prostitution	0	0	0
				Weapon Law Violations	65	12	0
				Animal Cruelty	0	0	0
				Total Group A Offenses	237	98	0

(*) Offenses are counted using the FBI Units of Count for Crime

(**) The 'Arrests' column shows arrests made for incidents during the selected period, regardless of arrest date. Arrest counts for the same period may change over time.

State Police - Henry CO - VA044SP00 - NIBRS Agency Crime Overview - 2020

2020 Population Estimate		N/A	Offenses (*)		Arrests (**)	
			Reported	Adult	Juvenile	
			Group A Offenses			
Law Enforcement Employees		Crimes Against Persons				
Sworn Male	0	Murder and Nonnegligent Manslaughter	2	1	0	
Sworn Female	0	Negligent Manslaughter	0	0	0	
Civilian Male	0	Kidnapping/Abduction	5	0	0	
Civilian Female	0	Forcible Rape	0	0	0	
	0	Forcible Sodomy	0	0	0	
Total:	0	Sexual Assault With An Object	0	0	0	
		Forcible Fondling	0	0	0	
Offense Overview		Incest	0	0	0	
Incident Total	98	Statutory Rape	0	0	0	
Offense Total	126	Aggravated Assault	13	1	0	
Group A Crimes per 100,000 population	N/A	Simple Assault	4	4	0	
		Intimidation	0	0	0	
		Human Trafficking, Commercial Sex Acts	0	0	0	
		Human Trafficking, Involuntary Servitude	0	0	0	
Arrest Overview		Crimes Against Property				
Total Arrests	70	Arson	0	0	0	
Adult Arrests	70	Bribery	0	0	0	
Juvenile Arrests	0	Burglary/Breaking & Entering	0	0	0	
Unknown Age	0	Counterfeiting/Forgery	0	0	0	
Arrests per 100,000 population	N/A	Destruction/Damage/Vandalism of Property	3	3	0	
		Embezzlement	0	0	0	
		Extortion/Blackmail	0	0	0	
		False Pretenses/Swindle/Confidence Game	51	4	0	
		Credit Card/Automatic Teller Fraud	0	0	0	
		Impersonation	0	0	0	
		Welfare Fraud	0	0	0	
		Wire Fraud	0	0	0	
		Identity Theft	1	1	0	
		Hacking/Computer Invasion	0	0	0	
		Robbery	1	0	0	
		Pocket-picking	0	0	0	
		Purse-snatching	0	0	0	
Shoplifting	0	0	0			
Theft From Building	0	0	0			
Theft From Coin Operated Machine or Device	0	0	0			
Theft From Motor Vehicle	0	0	0			
Theft of Motor Vehicle Parts/Accessories	0	0	0			
All Other Larceny	6	0	0			
Motor Vehicle Theft	4	0	0			
Stolen Property Offenses	0	0	0			
		Crimes Against Society				
		Drug/Narcotic Violations	23	7	0	
		Drug Equipment Violations	0	0	0	
		Betting/Wagering	0	0	0	
		Operating/Promoting/Assisting Gambling	0	0	0	
		Gambling Equipment Violations	0	0	0	
		Sports Tampering	0	0	0	
		Pornography/Obscene Material	0	0	0	
		Prostitution	0	0	0	
		Assisting or Promoting Prostitution	0	0	0	
		Purchasing Prostitution	0	0	0	
		Weapon Law Violations	13	1	0	
		Animal Cruelty	0	0	0	
		Total Group A Offenses	126	22		
Group B Arrests						
Offense	Adult	Juvenile				
Bad Checks	0	0	Hacking/Computer Invasion			
Curfew/Loitering/Vagrancy Violations	0	0	Robbery			
Disorderly Conduct	0	0	Pocket-picking			
Driving Under the Influence	32	0	Purse-snatching			
Drunkenness	4	0	Shoplifting			
Family Offenses (Nonviolent)	0	0	Theft From Building			
Liquor Law Violations	3	0	Theft From Coin Operated Machine or Device			
Peeping Tom	0	0	Theft From Motor Vehicle			
Trespass of Real Property	0	0	Theft of Motor Vehicle Parts/Accessories			
All Other Offenses	9	0	All Other Larceny			
Total Group B	48	0	Motor Vehicle Theft			
			Stolen Property Offenses			
			Crimes Against Society			
			Drug/Narcotic Violations			
			Drug Equipment Violations			
			Betting/Wagering			
			Operating/Promoting/Assisting Gambling			
			Gambling Equipment Violations			
			Sports Tampering			
			Pornography/Obscene Material			
			Prostitution			
			Assisting or Promoting Prostitution			
			Purchasing Prostitution			
			Weapon Law Violations			
			Animal Cruelty			
			Total Group A Offenses			

(*) Offenses are counted using the FBI Units of Count for Crime

(**) The 'Arrests' column shows arrests made for incidents during the selected period, regardless of arrest date. Arrest counts for the same period may change over time.

State Police - Highland CO - VA045SP00 - NIBRS Agency Crime Overview - 2020

2020 Population Estimate			N/A	Offenses (*)	Arrests (**)	
				Reported	Adult	Juvenile
Law Enforcement Employees				Crimes Against Persons		
Sworn Male		0	Murder and Nonnegligent Manslaughter	0	0	0
Sworn Female		0	Negligent Manslaughter	0	0	0
Civilian Male		0	Kidnapping/Abduction	0	0	0
Civilian Female		0	Forcible Rape	0	0	0
Total:		0	Forcible Sodomy	0	0	0
			Sexual Assault With An Object	0	0	0
			Forcible Fondling	0	0	0
			Incest	0	0	0
Incident Total		4	Statutory Rape	0	0	0
Offense Total		4	Aggravated Assault	0	0	0
Group A Crimes per 100,000 population		N/A	Simple Assault	1	0	0
			Intimidation	0	0	0
			Human Trafficking, Commercial Sex Acts	0	0	0
			Human Trafficking, Involuntary Servitude	0	0	0
Arrest Overview			Crimes Against Property			
Total Arrests		2	Arson	0	0	0
Adult Arrests		2	Bribery	0	0	0
Juvenile Arrests		0	Burglary/Breaking & Entering	0	0	0
Unknown Age		0	Counterfeiting/Forgery	0	0	0
Arrests per 100,000 population		N/A	Destruction/Damage/Vandalism of Property	0	0	0
			Embezzlement	0	0	0
			Extortion/Blackmail	0	0	0
			False Pretenses/Swindle/Confidence Game	0	0	0
			Credit Card/Automatic Teller Fraud	0	0	0
			Impersonation	0	0	0
Group B Arrests			Welfare Fraud	0	0	0
Offense	Adult	Juvenile	Wire Fraud	0	0	0
Bad Checks	0	0	Identity Theft	0	0	0
Curfew/Loitering/Vagrancy Violations	0	0	Hacking/Computer Invasion	0	0	0
Disorderly Conduct	0	0	Robbery	0	0	0
Driving Under the Influence	1	0	Pocket-picking	0	0	0
Drunkenness	0	0	Purse-snatching	0	0	0
Family Offenses (Nonviolent)	0	0	Shoplifting	0	0	0
Liquor Law Violations	0	0	Theft From Building	0	0	0
Loitering/Trespassing	0	0	Theft From Coin Operated Machine or Device	0	0	0
Misdemeanor Offenses	0	0	Theft From Motor Vehicle	0	0	0
Offenses	0	0	Theft of Motor Vehicle Parts/Accessories	0	0	0
Other Offenses	0	0	All Other Larceny	0	0	0
Total Group B	1	0	Motor Vehicle Theft	0	0	0
			Stolen Property Offenses	0	0	0
			Crimes Against Society			
			Drug/Narcotic Violations	3	1	0
			Drug Equipment Violations	0	0	0
			Betting/Wagering	0	0	0
			Operating/Promoting/Assisting Gambling	0	0	0
			Gambling Equipment Violations	0	0	0
			Sports Tampering	0	0	0
			Pornography/Obscene Material	0	0	0
			Prostitution	0	0	0
			Assisting or Promoting Prostitution	0	0	0
			Purchasing Prostitution	0	0	0
			Weapon Law Violations	0	0	0
			Animal Cruelty	0	0	0
			Total Group A Offenses	4	1	0

(*) Offenses are counted using the FBI Units of Count for Crime

(**) The 'Arrests' column shows arrests made for incidents during the selected period, regardless of arrest date. Arrest counts for the same period may change over time.

State Police - Hopewell - VA113SP00 - NIBRS Agency Crime Overview - 2020

2020 Population Estimate			N/A	Offenses (*)		Arrests (**)	
				Reported	Adult	Juvenile	
Law Enforcement Employees			Group A Offenses				
			Crimes Against Persons				
Sworn Male	0		Murder and Nonnegligent Manslaughter	0	0	0	
Sworn Female	0		Negligent Manslaughter	0	0	0	
Civilian Male	0		Kidnapping/Abduction	0	0	0	
Civilian Female	0		Forcible Rape	0	0	0	
Total:	0		Forcible Sodomy	0	0	0	
			Sexual Assault With An Object	0	0	0	
			Forcible Fondling	0	0	0	
Offense Overview			Incest	0	0	0	
Incident Total	25		Statutory Rape	0	0	0	
Offense Total	25		Aggravated Assault	0	0	0	
Group A Crimes per 100,000 population	N/A		Simple Assault	0	0	0	
			Intimidation	0	0	0	
			Human Trafficking, Commercial Sex Acts	0	0	0	
			Human Trafficking, Involuntary Servitude	0	0	0	
Arrest Overview			Crimes Against Property				
Total Arrests	11		Arson	0	0	0	
Adult Arrests	11		Bribery	0	0	0	
Juvenile Arrests	0		Burglary/Breaking & Entering	0	0	0	
Unknown Age	0		Counterfeiting/Forgery	0	0	0	
Arrests per 100,000 population	N/A		Destruction/Damage/Vandalism of Property	0	0	0	
			Embezzlement	0	0	0	
			Extortion/Blackmail	0	0	0	
			False Pretenses/Swindle/Confidence Game	20	7	0	
			Credit Card/Automatic Teller Fraud	0	0	0	
			Impersonation	1	1	0	
			Welfare Fraud	0	0	0	
			Wire Fraud	0	0	0	
			Identity Theft	0	0	0	
			Hacking/Computer Invasion	0	0	0	
			Robbery	0	0	0	
			Pocket-picking	0	0	0	
			Purse-snatching	0	0	0	
			Shoplifting	0	0	0	
			Theft From Building	0	0	0	
			Theft From Coin Operated Machine or Device	0	0	0	
			Theft From Motor Vehicle	0	0	0	
			Theft of Motor Vehicle Parts/Accessories	0	0	0	
			All Other Larceny	0	0	0	
			Motor Vehicle Theft	0	0	0	
			Stolen Property Offenses	0	0	0	
			Crimes Against Society				
			Drug/Narcotic Violations	4	0	0	
			Drug Equipment Violations	0	0	0	
			Betting/Wagering	0	0	0	
			Operating/Promoting/Assisting Gambling	0	0	0	
			Gambling Equipment Violations	0	0	0	
			Sports Tampering	0	0	0	
			Pornography/Obscene Material	0	0	0	
			Prostitution	0	0	0	
			Assisting or Promoting Prostitution	0	0	0	
			Purchasing Prostitution	0	0	0	
			Weapon Law Violations	0	0	0	
			Animal Cruelty	0	0	0	
			Total Group A Offenses	25	8		
Group B Arrests							
Offense	Adult	Juvenile					
Bad Checks	0	0					
Curfew/Loitering/Vagrancy Violations	0	0					
Disorderly Conduct	0	0					
Driving Under the Influence	0	0					
Drunkenness	0	0					
Family Offenses (Nonviolent)	0	0					
Liquor Law Violations	0	0					
Peeping Tom	0	0					
Trespass of Real Property	0	0					
All Other Offenses	3	0					
Total Group B	3	0					

(*) Offenses are counted using the FBI Units of Count for Crime

(**) The 'Arrests' column shows arrests made for incidents during the selected period, regardless of arrest date. Arrest counts for the same period may change over time.

State Police - Isle Of Wight CO - VA046SP00 - NIBRS Agency Crime Overview - 2020

2020 Population Estimate			N/A	Offenses (*)		Arrests (**)	
				Group A Offenses	Reported	Adult	Juvenile
Law Enforcement Employees			Crimes Against Persons				
Sworn Male	0		Murder and Nonnegligent Manslaughter		0	0	0
Sworn Female	0		Negligent Manslaughter		0	0	0
Civilian Male	0		Kidnapping/Abduction		0	0	0
Civilian Female	0		Forcible Rape		0	0	0
Total:	0		Forcible Sodomy		0	0	0
			Sexual Assault With An Object		0	0	0
			Forcible Fondling		0	0	0
Offense Overview			Incest		0	0	0
Incident Total	34		Statutory Rape		0	0	0
Offense Total	37		Aggravated Assault		3	1	0
Group A Crimes per 100,000 population	N/A		Simple Assault		0	0	0
			Intimidation		0	0	0
			Human Trafficking, Commercial Sex Acts		0	0	0
			Human Trafficking, Involuntary Servitude		0	0	0
Arrest Overview			Crimes Against Property				
Total Arrests	19		Arson		0	0	0
Adult Arrests	18		Bribery		0	0	0
Juvenile Arrests	1		Burglary/Breaking & Entering		0	0	0
Unknown Age	0		Counterfeiting/Forgery		0	0	0
Arrests per 100,000 population	N/A		Destruction/Damage/Vandalism of Property		1	0	0
			Embezzlement		0	0	0
			Extortion/Blackmail		0	0	0
			False Pretenses/Swindle/Confidence Game		3	3	0
			Credit Card/Automatic Teller Fraud		0	0	0
			Impersonation		0	0	0
Group B Arrests			Welfare Fraud		0	0	0
Offense	Adult	Juvenile	Wire Fraud		0	0	0
Bad Checks	0	0	Identity Theft		0	0	0
Curfew/Loitering/Vagrancy Violations	0	0	Hacking/Computer Invasion		0	0	0
Disorderly Conduct	0	0	Robbery		0	0	0
Driving Under the Influence	7	0	Pocket-picking		0	0	0
Drunkenness	0	0	Purse-snatching		0	0	0
Family Offenses (Nonviolent)	0	0	Shoplifting		0	0	0
Liquor Law Violations	0	0	Theft From Building		0	0	0
Peeping Tom	0	0	Theft From Coin Operated Machine or Device		0	0	0
Trespass of Real Property	0	0	Theft From Motor Vehicle		0	0	0
All Other Offenses	4	0	Theft of Motor Vehicle Parts/Accessories		0	0	0
Total Group B	11	0	All Other Larceny		2	0	0
			Motor Vehicle Theft		0	0	0
			Stolen Property Offenses		0	0	0
			Crimes Against Society				
			Drug/Narcotic Violations		27	3	1
			Drug Equipment Violations		1	0	0
			Betting/Wagering		0	0	0
			Operating/Promoting/Assisting Gambling		0	0	0
			Gambling Equipment Violations		0	0	0
			Sports Tampering		0	0	0
			Pornography/Obscene Material		0	0	0
			Prostitution		0	0	0
			Assisting or Promoting Prostitution		0	0	0
			Purchasing Prostitution		0	0	0
			Weapon Law Violations		0	0	0
			Animal Cruelty		0	0	0
			Total Group A Offenses		37	7	1

(*) Offenses are counted using the FBI Units of Count for Crime

(**) The 'Arrests' column shows arrests made for incidents during the selected period, regardless of arrest date. Arrest counts for the same period may change over time.

State Police - James City CO - VA047SP00 - NIBRS Agency Crime Overview - 2020

2020 Population Estimate			N/A	Offenses (*)		Arrests (**)	
				Reported	Adult	Juvenile	
Law Enforcement Employees			Group A Offenses				
			Crimes Against Persons				
Sworn Male	0		Murder and Nonnegligent Manslaughter	0	0	0	
Sworn Female	0		Negligent Manslaughter	0	0	0	
Civilian Male	0		Kidnapping/Abduction	0	0	0	
Civilian Female	0		Forcible Rape	0	0	0	
Total:	0		Forcible Sodomy	3	1	0	
			Sexual Assault With An Object	0	0	0	
			Forcible Fondling	2	0	0	
Offense Overview			Incest	0	0	0	
Incident Total	64		Statutory Rape	0	0	0	
Offense Total	69		Aggravated Assault	1	0	0	
Group A Crimes per 100,000 population	N/A		Simple Assault	31	11	0	
			Intimidation	0	0	0	
			Human Trafficking, Commercial Sex Acts	0	0	0	
			Human Trafficking, Involuntary Servitude	0	0	0	
Arrest Overview			Crimes Against Property				
Total Arrests	29		Arson	0	0	0	
Adult Arrests	29		Bribery	0	0	0	
Juvenile Arrests	0		Burglary/Breaking & Entering	0	0	0	
Unknown Age	0		Counterfeiting/Forgery	0	0	0	
Arrests per 100,000 population	N/A		Destruction/Damage/Vandalism of Property	1	1	0	
			Embezzlement	0	0	0	
			Extortion/Blackmail	0	0	0	
			False Pretenses/Swindle/Confidence Game	19	8	0	
			Credit Card/Automatic Teller Fraud	0	0	0	
			Impersonation	0	0	0	
			Welfare Fraud	0	0	0	
			Wire Fraud	0	0	0	
			Identity Theft	0	0	0	
			Hacking/Computer Invasion	0	0	0	
			Robbery	0	0	0	
			Pocket-picking	0	0	0	
			Purse-snatching	0	0	0	
			Shoplifting	0	0	0	
			Theft From Building	0	0	0	
			Theft From Coin Operated Machine or Device	0	0	0	
			Theft From Motor Vehicle	0	0	0	
			Theft of Motor Vehicle Parts/Accessories	0	0	0	
			All Other Larceny	1	0	0	
			Motor Vehicle Theft	0	0	0	
			Stolen Property Offenses	1	0	0	
			Crimes Against Society				
			Drug/Narcotic Violations	6	1	0	
			Drug Equipment Violations	0	0	0	
			Betting/Wagering	0	0	0	
			Operating/Promoting/Assisting Gambling	0	0	0	
			Gambling Equipment Violations	0	0	0	
			Sports Tampering	0	0	0	
			Pornography/Obscene Material	0	0	0	
			Prostitution	0	0	0	
			Assisting or Promoting Prostitution	0	0	0	
			Purchasing Prostitution	0	0	0	
			Weapon Law Violations	4	1	0	
			Animal Cruelty	0	0	0	
			Total Group A Offenses	69	23		
Group B Arrests							
Offense	Adult	Juvenile					
Bad Checks	0	0					
Curfew/Loitering/Vagrancy Violations	0	0					
Disorderly Conduct	0	0					
Driving Under the Influence	5	0					
Drunkenness	0	0					
Family Offenses (Nonviolent)	0	0					
Liquor Law Violations	0	0					
Peeping Tom	0	0					
Trespass of Real Property	0	0					
All Other Offenses	1	0					
Total Group B	6	0					

(*) Offenses are counted using the FBI Units of Count for Crime

(**) The 'Arrests' column shows arrests made for incidents during the selected period, regardless of arrest date. Arrest counts for the same period may change over time.

State Police - King & Queen CO - VA048SP00 - NIBRS Agency Crime Overview - 2020

2020 Population Estimate			N/A	Offenses (*)	Arrests (**)	
				Reported	Adult	Juvenile
Law Enforcement Employees						
Sworn Male	0		Murder and Nonnegligent Manslaughter	0	0	0
Sworn Female	0		Negligent Manslaughter	0	0	0
Civilian Male	0		Kidnapping/Abduction	0	0	0
Civilian Female	0		Forcible Rape	0	0	0
Total:	0		Forcible Sodomy	0	0	0
			Sexual Assault With An Object	0	0	0
			Forcible Fondling	0	0	
Offense Overview			Incest	0	0	0
Incident Total	13		Statutory Rape	0	0	0
Offense Total	25		Aggravated Assault	0	0	0
Group A Crimes per 100,000 population	N/A		Simple Assault	1	1	0
			Intimidation	0	0	0
			Human Trafficking, Commercial Sex Acts	0	0	0
			Human Trafficking, Involuntary Servitude	0	0	0
Arrest Overview			Crimes Against Property			
Total Arrests	18		Arson	0	0	0
Adult Arrests	18		Bribery	0	0	0
Juvenile Arrests	0		Burglary/Breaking & Entering	1	0	0
Unknown Age	0		Counterfeiting/Forgery	1	0	0
Arrests per 100,000 population	N/A		Destruction/Damage/Vandalism of Property	1	0	0
			Embezzlement	0	0	0
			Extortion/Blackmail	0	0	0
			False Pretenses/Swindle/Confidence Game	2	0	0
			Credit Card/Automatic Teller Fraud	0	0	0
			Impersonation	2	2	0
Group B Arrests			Welfare Fraud	0	0	0
Offense	Adult	Juvenile	Wire Fraud	0	0	0
Bad Checks	0	0	Identity Theft	2	0	0
Curfew/Loitering/Vagrancy Violations	0	0	Hacking/Computer Invasion	0	0	0
Disorderly Conduct	0	0	Robbery	0	0	0
Driving Under the Influence	3	0	Pocket-picking	0	0	0
Drunkenness	0	0	Purse-snatching	0	0	0
Family Offenses (Nonviolent)	0	0	Shoplifting	0	0	0
Liquor Law Violations	0	0	Theft From Building	0	0	0
Loitering/Trespassing	0	0	Theft From Coin Operated Machine or Device	0	0	0
Misdemeanor Offenses	0	0	Theft From Motor Vehicle	0	0	0
Motor Vehicle Offenses	0	0	Theft of Motor Vehicle Parts/Accessories	0	0	0
Other Offenses	2	0	All Other Larceny	2	0	0
Total Group B	5	0	Motor Vehicle Theft	0	0	0
			Stolen Property Offenses	0	0	0
			Crimes Against Society			
			Drug/Narcotic Violations	9	9	0
			Drug Equipment Violations	0	0	0
			Betting/Wagering	0	0	0
			Operating/Promoting/Assisting Gambling	0	0	0
			Gambling Equipment Violations	0	0	0
			Sports Tampering	0	0	0
			Pornography/Obscene Material	0	0	0
			Prostitution	0	0	0
			Assisting or Promoting Prostitution	0	0	0
			Purchasing Prostitution	0	0	0
			Weapon Law Violations	4	1	0
			Animal Cruelty	0	0	0
			Total Group A Offenses	25	13	0

(*) Offenses are counted using the FBI Units of Count for Crime

(**) The 'Arrests' column shows arrests made for incidents during the selected period, regardless of arrest date. Arrest counts for the same period may change over time.

State Police - King George CO - VA049SP00 - NIBRS Agency Crime Overview - 2020

2020 Population Estimate			N/A	Offenses (*)	Arrests (**)	
				Reported	Adult	Juvenile
Law Enforcement Employees				Crimes Against Persons		
Sworn Male	0		Murder and Nonnegligent Manslaughter	0	0	0
Sworn Female	0		Negligent Manslaughter	0	0	0
Civilian Male	0		Kidnapping/Abduction	0	0	0
Civilian Female	0		Forcible Rape	0	0	0
Total:	0		Forcible Sodomy	0	0	0
			Sexual Assault With An Object	0	0	0
			Forcible Fondling	0	0	0
			Incest	0	0	0
Incident Total	13		Statutory Rape	0	0	0
Offense Total	14		Aggravated Assault	1	1	0
Group A Crimes per 100,000 population	N/A		Simple Assault	0	0	0
			Intimidation	0	0	0
			Human Trafficking, Commercial Sex Acts	0	0	0
			Human Trafficking, Involuntary Servitude	0	0	0
Arrest Overview			Crimes Against Property			
Total Arrests	19		Arson	0	0	0
Adult Arrests	19		Bribery	0	0	0
Juvenile Arrests	0		Burglary/Breaking & Entering	0	0	0
Unknown Age	0		Counterfeiting/Forgery	0	0	0
Arrests per 100,000 population	N/A		Destruction/Damage/Vandalism of Property	0	0	0
			Embezzlement	0	0	0
			Extortion/Blackmail	0	0	0
			False Pretenses/Swindle/Confidence Game	5	3	0
			Credit Card/Automatic Teller Fraud	0	0	0
			Impersonation	0	0	0
Group B Arrests			Welfare Fraud	0	0	0
Offense	Adult	Juvenile	Wire Fraud	0	0	0
Bad Checks	0	0	Identity Theft	0	0	0
Curfew/Loitering/Vagrancy Violations	0	0	Hacking/Computer Invasion	1	0	0
Disorderly Conduct	0	0	Robbery	0	0	0
Driving Under the Influence	9	0	Pocket-picking	0	0	0
Drunkenness	0	0	Purse-snatching	0	0	0
Family Offenses (Nonviolent)	0	0	Shoplifting	0	0	0
Liquor Law Violations	0	0	Theft From Building	0	0	0
Keeping Tom	0	0	Theft From Coin Operated Machine or Device	0	0	0
Respass of Real Property	0	0	Theft From Motor Vehicle	0	0	0
All Other Offenses	2	0	Theft of Motor Vehicle Parts/Accessories	0	0	0
Total Group B	11	0	All Other Larceny	0	0	0
			Motor Vehicle Theft	0	0	0
			Stolen Property Offenses	0	0	0
			Crimes Against Society			
			Drug/Narcotic Violations	5	4	0
			Drug Equipment Violations	0	0	0
			Betting/Wagering	0	0	0
			Operating/Promoting/Assisting Gambling	0	0	0
			Gambling Equipment Violations	0	0	0
			Sports Tampering	0	0	0
			Pornography/Obscene Material	0	0	0
			Prostitution	0	0	0
			Assisting or Promoting Prostitution	0	0	0
			Purchasing Prostitution	0	0	0
			Weapon Law Violations	2	0	0
			Animal Cruelty	0	0	0
			Total Group A Offenses	14	8	0

(*) Offenses are counted using the FBI Units of Count for Crime

(**) The 'Arrests' column shows arrests made for incidents during the selected period, regardless of arrest date. Arrest counts for the same period may change over time.

State Police - King William CO - VA050SP00 - NIBRS Agency Crime Overview - 2020

2020 Population Estimate			N/A	Offenses (*)	Arrests (**)	
				Reported	Adult	Juvenile
Law Enforcement Employees				Crimes Against Persons		
Sworn Male		0	Murder and Nonnegligent Manslaughter	0	0	0
Sworn Female		0	Negligent Manslaughter	0	0	0
Civilian Male		0	Kidnapping/Abduction	0	0	0
Civilian Female		0	Forcible Rape	0	0	0
Total:		0	Forcible Sodomy	0	0	0
			Sexual Assault With An Object	0	0	0
			Forcible Fondling	0	0	0
			Incest	0	0	0
Incident Total		8	Statutory Rape	0	0	0
Offense Total		8	Aggravated Assault	2	0	0
Group A Crimes per 100,000 population		N/A	Simple Assault	1	1	0
			Intimidation	0	0	0
			Human Trafficking, Commercial Sex Acts	0	0	0
			Human Trafficking, Involuntary Servitude	0	0	0
Arrest Overview				Crimes Against Property		
Total Arrests		7	Arson	0	0	0
Adult Arrests		7	Bribery	0	0	0
Juvenile Arrests		0	Burglary/Breaking & Entering	0	0	0
Unknown Age		0	Counterfeiting/Forgery	0	0	0
Arrests per 100,000 population		N/A	Destruction/Damage/Vandalism of Property	1	0	0
			Embezzlement	0	0	0
			Extortion/Blackmail	0	0	0
			False Pretenses/Swindle/Confidence Game	3	0	0
			Credit Card/Automatic Teller Fraud	0	0	0
			Impersonation	0	0	0
Group B Arrests				Welfare Fraud	0	0
Offense	Adult	Juvenile		Wire Fraud	0	0
Bad Checks	0	0		Identity Theft	0	0
Curfew/Loitering/Vagrancy Violations	0	0		Hacking/Computer Invasion	0	0
Disorderly Conduct	0	0		Robbery	0	0
Driving Under the Influence	6	0		Pocket-picking	0	0
Drunkenness	0	0		Purse-snatching	0	0
Family Offenses (Nonviolent)	0	0		Shoplifting	0	0
Liquor Law Violations	0	0		Theft From Building	0	0
Loitering/Trespassing	0	0		Theft From Coin Operated Machine or Device	0	0
Respass of Real Property	0	0		Theft From Motor Vehicle	0	0
All Other Offenses	0	0		Theft of Motor Vehicle Parts/Accessories	0	0
Total Group B	6	0		All Other Larceny	0	0
				Motor Vehicle Theft	0	0
				Stolen Property Offenses	0	0
				Crimes Against Society		
				Drug/Narcotic Violations	1	0
				Drug Equipment Violations	0	0
				Betting/Wagering	0	0
				Operating/Promoting/Assisting Gambling	0	0
				Gambling Equipment Violations	0	0
				Sports Tampering	0	0
				Pornography/Obscene Material	0	0
				Prostitution	0	0
				Assisting or Promoting Prostitution	0	0
				Purchasing Prostitution	0	0
				Weapon Law Violations	0	0
				Animal Cruelty	0	0
				Total Group A Offenses	8	1

(*) Offenses are counted using the FBI Units of Count for Crime

(**) The 'Arrests' column shows arrests made for incidents during the selected period, regardless of arrest date. Arrest counts for the same period may change over time.

State Police - Lancaster CO - VA051SP00 - NIBRS Agency Crime Overview - 2020

2020 Population Estimate			N/A	Offenses (*)		Arrests (**)	
				Group A Offenses	Reported	Adult	Juvenile
Law Enforcement Employees			Crimes Against Persons				
Sworn Male	0		Murder and Nonnegligent Manslaughter		2	1	0
Sworn Female	0		Negligent Manslaughter		0	0	0
Civilian Male	0		Kidnapping/Abduction		5	0	0
Civilian Female	0		Forcible Rape		0	0	0
	0		Forcible Sodomy		0	0	0
Total:	0		Sexual Assault With An Object		0	0	0
			Forcible Fondling		0	0	0
Offense Overview				Incest	0	0	0
Incident Total	25		Statutory Rape		0	0	0
Offense Total	38		Aggravated Assault		3	3	0
Group A Crimes per 100,000 population	N/A		Simple Assault		4	0	0
			Intimidation		0	0	0
			Human Trafficking, Commercial Sex Acts		0	0	0
			Human Trafficking, Involuntary Servitude		0	0	0
Arrest Overview				Crimes Against Property			
Total Arrests	33		Arson		0	0	0
Adult Arrests	32		Bribery		0	0	0
Juvenile Arrests	0		Burglary/Breaking & Entering		0	0	0
Unknown Age	1		Counterfeiting/Forgery		0	0	0
Arrests per 100,000 population	N/A		Destruction/Damage/Vandalism of Property		4	2	0
			Embezzlement		0	0	0
			Extortion/Blackmail		0	0	0
			False Pretenses/Swindle/Confidence Game		0	0	0
			Credit Card/Automatic Teller Fraud		0	0	0
			Impersonation		0	0	0
			Welfare Fraud		0	0	0
			Wire Fraud		0	0	0
			Identity Theft		0	0	0
			Hacking/Computer Invasion		0	0	0
			Robbery		0	0	0
			Pocket-picking		0	0	0
	Purse-snatching		0	0	0		
	Shoplifting		0	0	0		
	Theft From Building		0	0	0		
	Theft From Coin Operated Machine or Device		0	0	0		
	Theft From Motor Vehicle		0	0	0		
	Theft of Motor Vehicle Parts/Accessories		0	0	0		
	All Other Larceny		0	0	0		
	Motor Vehicle Theft		0	0	0		
	Stolen Property Offenses		2	1	0		
Group B Arrests				Crimes Against Society			
			Drug/Narcotic Violations		16	14	0
			Drug Equipment Violations		0	0	0
			Betting/Wagering		0	0	0
			Operating/Promoting/Assisting Gambling		0	0	0
			Gambling Equipment Violations		0	0	0
			Sports Tampering		0	0	0
			Pornography/Obscene Material		0	0	0
			Prostitution		0	0	0
			Assisting or Promoting Prostitution		0	0	0
			Purchasing Prostitution		0	0	0
			Weapon Law Violations		2	0	0
			Animal Cruelty		0	0	0
Total Group B				Total Group A Offenses	38	21	0

(*) Offenses are counted using the FBI Units of Count for Crime

(**) The 'Arrests' column shows arrests made for incidents during the selected period, regardless of arrest date. Arrest counts for the same period may change over time.

State Police - Lee CO - VA052SP00 - NIBRS Agency Crime Overview - 2020

2020 Population Estimate			N/A	Offenses (*)	Arrests (**)	
				Reported	Adult	Juvenile
Law Enforcement Employees						
Sworn Male		0	Murder and Nonnegligent Manslaughter	0	0	0
Sworn Female		0	Negligent Manslaughter	0	0	0
Civilian Male		0	Kidnapping/Abduction	0	0	0
Civilian Female		0	Forcible Rape	0	0	0
Total:		0	Forcible Sodomy	0	0	0
			Sexual Assault With An Object	0	0	0
			Forcible Fondling	0	0	0
			Incest	0	0	0
Incident Total		60	Statutory Rape	0	0	0
Offense Total		76	Aggravated Assault	4	2	0
Group A Crimes per 100,000 population		N/A	Simple Assault	2	2	0
			Intimidation	1	0	0
			Human Trafficking, Commercial Sex Acts	0	0	0
			Human Trafficking, Involuntary Servitude	0	0	0
Arrest Overview			Crimes Against Property			
Total Arrests		37	Arson	0	0	0
Adult Arrests		37	Bribery	0	0	0
Juvenile Arrests		0	Burglary/Breaking & Entering	0	0	0
Unknown Age		0	Counterfeiting/Forgery	1	0	0
Arrests per 100,000 population		N/A	Destruction/Damage/Vandalism of Property	1	1	0
			Embezzlement	0	0	0
			Extortion/Blackmail	0	0	0
			False Pretenses/Swindle/Confidence Game	22	11	0
			Credit Card/Automatic Teller Fraud	0	0	0
			Impersonation	0	0	0
Group B Arrests			Welfare Fraud	0	0	0
Offense	Adult	Juvenile	Wire Fraud	0	0	0
Bad Checks	0	0	Identity Theft	0	0	0
Curfew/Loitering/Vagrancy Violations	0	0	Hacking/Computer Invasion	0	0	0
Disorderly Conduct	0	0	Robbery	0	0	0
Driving Under the Influence	12	0	Pocket-picking	0	0	0
Drunkenness	2	0	Purse-snatching	0	0	0
Family Offenses (Nonviolent)	0	0	Shoplifting	0	0	0
Liquor Law Violations	0	0	Theft From Building	0	0	0
Loitering/Trespassing	0	0	Theft From Coin Operated Machine or Device	0	0	0
Respass of Real Property	2	0	Theft From Motor Vehicle	0	0	0
All Other Offenses	3	0	Theft of Motor Vehicle Parts/Accessories	0	0	0
Total Group B	19	0	All Other Larceny	6	0	0
			Motor Vehicle Theft	13	2	0
			Stolen Property Offenses	1	0	0
			Crimes Against Society			
			Drug/Narcotic Violations	10	0	0
			Drug Equipment Violations	0	0	0
			Betting/Wagering	0	0	0
			Operating/Promoting/Assisting Gambling	0	0	0
			Gambling Equipment Violations	0	0	0
			Sports Tampering	0	0	0
			Pornography/Obscene Material	2	0	0
			Prostitution	0	0	0
			Assisting or Promoting Prostitution	0	0	0
			Purchasing Prostitution	0	0	0
			Weapon Law Violations	13	0	0
			Animal Cruelty	0	0	0
			Total Group A Offenses	76	18	0

(*) Offenses are counted using the FBI Units of Count for Crime

(**) The 'Arrests' column shows arrests made for incidents during the selected period, regardless of arrest date. Arrest counts for the same period may change over time.

State Police - Lexington - VA081S200 - NIBRS Agency Crime Overview - 2020

2020 Population Estimate			N/A	Offenses (*)		Arrests (**)	
				Group A Offenses	Reported	Adult	Juvenile
Law Enforcement Employees			Crimes Against Persons				
Sworn Male		0	Murder and Nonnegligent Manslaughter		0	0	0
Sworn Female		0	Negligent Manslaughter		0	0	0
Civilian Male		0	Kidnapping/Abduction		0	0	0
Civilian Female		0	Forcible Rape		0	0	0
		0	Forcible Sodomy		0	0	0
Total:		0	Sexual Assault With An Object		0	0	0
			Forcible Fondling		0	0	0
Offense Overview			Incest		0	0	0
Incident Total		7	Statutory Rape		0	0	0
Offense Total		7	Aggravated Assault		0	0	0
Group A Crimes per 100,000 population		N/A	Simple Assault		0	0	0
			Intimidation		0	0	0
			Human Trafficking, Commercial Sex Acts		0	0	0
			Human Trafficking, Involuntary Servitude		0	0	0
Arrest Overview			Crimes Against Property				
Total Arrests		0	Arson		0	0	0
Adult Arrests		0	Bribery		0	0	0
Juvenile Arrests		0	Burglary/Breaking & Entering		0	0	0
Unknown Age		0	Counterfeiting/Forgery		0	0	0
Arrests per 100,000 population		N/A	Destruction/Damage/Vandalism of Property		0	0	0
			Embezzlement		0	0	0
			Extortion/Blackmail		0	0	0
			False Pretenses/Swindle/Confidence Game		1	0	0
			Credit Card/Automatic Teller Fraud		0	0	0
			Impersonation		0	0	0
			Welfare Fraud		0	0	0
Group B Arrests			Wire Fraud		0	0	0
Offense	Adult	Juvenile	Identity Theft		0	0	0
Bad Checks	0	0	Hacking/Computer Invasion		0	0	0
Curfew/Loitering/Vagrancy Violations	0	0	Robbery		0	0	0
Disorderly Conduct	0	0	Pocket-picking		0	0	0
Driving Under the Influence	0	0	Purse-snatching		0	0	0
Drunkenness	0	0	Shoplifting		0	0	0
Family Offenses (Nonviolent)	0	0	Theft From Building		0	0	0
Liquor Law Violations	0	0	Theft From Coin Operated Machine or Device		0	0	0
Peeping Tom	0	0	Theft From Motor Vehicle		0	0	0
Trespass of Real Property	0	0	Theft of Motor Vehicle Parts/Accessories		0	0	0
All Other Offenses	0	0	All Other Larceny		0	0	0
			Motor Vehicle Theft		0	0	0
Total Group B			Stolen Property Offenses		0	0	0
			Crimes Against Society				
			Drug/Narcotic Violations		6	0	0
			Drug Equipment Violations		0	0	0
			Betting/Wagering		0	0	0
			Operating/Promoting/Assisting Gambling		0	0	0
			Gambling Equipment Violations		0	0	0
			Sports Tampering		0	0	0
			Pornography/Obscene Material		0	0	0
			Prostitution		0	0	0
			Assisting or Promoting Prostitution		0	0	0
			Purchasing Prostitution		0	0	0
			Weapon Law Violations		0	0	0
			Animal Cruelty		0	0	0
			Total Group A Offenses		7	0	

(*) Offenses are counted using the FBI Units of Count for Crime

(**) The 'Arrests' column shows arrests made for incidents during the selected period, regardless of arrest date. Arrest counts for the same period may change over time.

State Police - Loudoun CO - VA053SP00 - NIBRS Agency Crime Overview - 2020

2020 Population Estimate		N/A	Offenses (*)		Arrests (**)	
			Group A Offenses	Reported	Adult	Juvenile
Law Enforcement Employees			Crimes Against Persons			
Sworn Male	0		Murder and Nonnegligent Manslaughter	0	0	0
Sworn Female	0		Negligent Manslaughter	0	0	0
Civilian Male	0		Kidnapping/Abduction	0	0	0
Civilian Female	0		Forcible Rape	0	0	0
Total:	0		Forcible Sodomy	0	0	0
			Sexual Assault With An Object	0	0	0
			Forcible Fondling	0	0	0
Offense Overview			Incest	0	0	0
Incident Total	65		Statutory Rape	0	0	0
Offense Total	67		Aggravated Assault	4	2	0
Group A Crimes per 100,000 population	N/A		Simple Assault	2	0	0
			Intimidation	0	0	0
			Human Trafficking, Commercial Sex Acts	0	0	0
			Human Trafficking, Involuntary Servitude	0	0	0
Arrest Overview			Crimes Against Property			
Total Arrests	40		Arson	0	0	0
Adult Arrests	40		Bribery	0	0	0
Juvenile Arrests	0		Burglary/Breaking & Entering	0	0	0
Unknown Age	0		Counterfeiting/Forgery	0	0	0
Arrests per 100,000 population	N/A		Destruction/Damage/Vandalism of Property	0	0	0
			Embezzlement	0	0	0
			Extortion/Blackmail	0	0	0
			False Pretenses/Swindle/Confidence Game	12	3	0
			Credit Card/Automatic Teller Fraud	0	0	0
			Impersonation	0	0	0
Group B Arrests			Welfare Fraud	0	0	0
Offense	Adult	Juvenile	Wire Fraud	0	0	0
Bad Checks	0	0	Identity Theft	0	0	0
Curfew/Loitering/Vagrancy Violations	0	0	Hacking/Computer Invasion	0	0	0
Disorderly Conduct	1	0	Robbery	0	0	0
Driving Under the Influence	24	0	Pocket-picking	0	0	0
Drunkenness	0	0	Purse-snatching	0	0	0
Family Offenses (Nonviolent)	0	0	Shoplifting	0	0	0
Liquor Law Violations	1	0	Theft From Building	0	0	0
Peeping Tom	0	0	Theft From Coin Operated Machine or Device	0	0	0
Trespass of Real Property	0	0	Theft From Motor Vehicle	0	0	0
All Other Offenses	1	0	Theft of Motor Vehicle Parts/Accessories	0	0	0
Total Group B	27	0	All Other Larceny	0	0	0
			Motor Vehicle Theft	3	1	0
			Stolen Property Offenses	1	1	0
			Crimes Against Society			
			Drug/Narcotic Violations	37	6	0
			Drug Equipment Violations	1	0	0
			Betting/Wagering	0	0	0
			Operating/Promoting/Assisting Gambling	0	0	0
			Gambling Equipment Violations	0	0	0
			Sports Tampering	0	0	0
			Pornography/Obscene Material	4	0	0
			Prostitution	0	0	0
			Assisting or Promoting Prostitution	0	0	0
			Purchasing Prostitution	0	0	0
			Weapon Law Violations	2	0	0
			Animal Cruelty	1	0	0
			Total Group A Offenses	67	13	0

(*) Offenses are counted using the FBI Units of Count for Crime

(**) The 'Arrests' column shows arrests made for incidents during the selected period, regardless of arrest date. Arrest counts for the same period may change over time.

State Police - Louisa CO - VA054SP00 - NIBRS Agency Crime Overview - 2020

2020 Population Estimate		N/A	Offenses (*)		Arrests (**)	
			Reported	Adult	Juvenile	
			Group A Offenses			
Law Enforcement Employees		Crimes Against Persons				
Sworn Male	0	Murder and Nonnegligent Manslaughter	0	0	0	
Sworn Female	0	Negligent Manslaughter	0	0	0	
Civilian Male	0	Kidnapping/Abduction	0	0	0	
Civilian Female	0	Forcible Rape	0	0	0	
Total:	0	Forcible Sodomy	0	0	0	
		Sexual Assault With An Object	0	0	0	
		Forcible Fondling	0	0	0	
		Incest	0	0	0	
Offense Overview		Statutory Rape	0	0	0	
Incident Total	12	Aggravated Assault	1	0	0	
Offense Total	15	Simple Assault	0	0	0	
Group A Crimes per 100,000 population	N/A	Intimidation	0	0	0	
		Human Trafficking, Commercial Sex Acts	0	0	0	
		Human Trafficking, Involuntary Servitude	0	0	0	
Arrest Overview		Crimes Against Property				
Total Arrests	18	Arson	0	0	0	
Adult Arrests	18	Bribery	0	0	0	
Juvenile Arrests	0	Burglary/Breaking & Entering	0	0	0	
Unknown Age	0	Counterfeiting/Forgery	0	0	0	
Arrests per 100,000 population	N/A	Destruction/Damage/Vandalism of Property	0	0	0	
		Embezzlement	0	0	0	
		Extortion/Blackmail	0	0	0	
		False Pretenses/Swindle/Confidence Game	1	0	0	
		Credit Card/Automatic Teller Fraud	0	0	0	
		Impersonation	1	1	0	
		Welfare Fraud	0	0	0	
		Wire Fraud	0	0	0	
		Identity Theft	0	0	0	
		Hacking/Computer Invasion	0	0	0	
		Robbery	0	0	0	
		Pocket-picking	0	0	0	
		Purse-snatching	0	0	0	
		Shoplifting	0	0	0	
		Theft From Building	0	0	0	
		Theft From Coin Operated Machine or Device	0	0	0	
		Theft From Motor Vehicle	0	0	0	
		Theft of Motor Vehicle Parts/Accessories	0	0	0	
		All Other Larceny	1	0	0	
		Motor Vehicle Theft	1	0	0	
		Stolen Property Offenses	1	0	0	
		Crimes Against Society				
		Drug/Narcotic Violations	6	4	0	
		Drug Equipment Violations	1	0	0	
		Betting/Wagering	0	0	0	
		Operating/Promoting/Assisting Gambling	0	0	0	
		Gambling Equipment Violations	0	0	0	
		Sports Tampering	0	0	0	
		Pornography/Obscene Material	0	0	0	
		Prostitution	0	0	0	
		Assisting or Promoting Prostitution	0	0	0	
		Purchasing Prostitution	0	0	0	
		Weapon Law Violations	2	0	0	
		Animal Cruelty	0	0	0	
		Total Group A Offenses	15	5		
Group B Arrests						
Offense	Adult	Juvenile				
Bad Checks	0	0				
Curfew/Loitering/Vagrancy Violations	0	0				
Disorderly Conduct	0	0				
Driving Under the Influence	11	0				
Drunkenness	1	0				
Family Offenses (Nonviolent)	0	0				
Liquor Law Violations	0	0				
Peeping Tom	0	0				
Trespass of Real Property	0	0				
All Other Offenses	1	0				
Total Group B	13	0				

(*) Offenses are counted using the FBI Units of Count for Crime

(**) The 'Arrests' column shows arrests made for incidents during the selected period, regardless of arrest date. Arrest counts for the same period may change over time.

State Police - Lunenburg CO - VA055SP00 - NIBRS Agency Crime Overview - 2020

2020 Population Estimate		N/A	Offenses (*)		Arrests (**)	
			Group A Offenses	Reported	Adult	Juvenile
Law Enforcement Employees			Crimes Against Persons			
Sworn Male	0		Murder and Nonnegligent Manslaughter	1	0	0
Sworn Female	0		Negligent Manslaughter	0	0	0
Civilian Male	0		Kidnapping/Abduction	0	0	0
Civilian Female	0		Forcible Rape	0	0	0
			Forcible Sodomy	0	0	0
Total:	0		Sexual Assault With An Object	0	0	0
			Forcible Fondling	0	0	0
Offense Overview			Incest	0	0	0
Incident Total	37		Statutory Rape	0	0	0
Offense Total	41		Aggravated Assault	0	0	0
Group A Crimes per 100,000 population	N/A		Simple Assault	0	1	0
			Intimidation	0	0	0
			Human Trafficking, Commercial Sex Acts	0	0	0
			Human Trafficking, Involuntary Servitude	0	0	0
Arrest Overview			Crimes Against Property			
Total Arrests	37		Arson	0	0	0
Adult Arrests	36		Bribery	0	0	0
Juvenile Arrests	1		Burglary/Breaking & Entering	0	0	0
Unknown Age	0		Counterfeiting/Forgery	0	0	0
Arrests per 100,000 population	N/A		Destruction/Damage/Vandalism of Property	1	0	0
			Embezzlement	0	0	0
			Extortion/Blackmail	0	0	0
			False Pretenses/Swindle/Confidence Game	0	0	0
			Credit Card/Automatic Teller Fraud	0	0	0
			Impersonation	0	0	0
			Welfare Fraud	0	0	0
			Wire Fraud	0	0	0
			Identity Theft	0	0	0
			Hacking/Computer Invasion	0	0	0
			Robbery	1	0	0
			Pocket-picking	0	0	0
	Purse-snatching	0	0	0		
	Shoplifting	0	0	0		
	Theft From Building	0	0	0		
	Theft From Coin Operated Machine or Device	0	0	0		
	Theft From Motor Vehicle	0	0	0		
	Theft of Motor Vehicle Parts/Accessories	0	0	0		
	All Other Larceny	0	0	0		
	Motor Vehicle Theft	1	0	0		
	Stolen Property Offenses	0	0	0		
Group B Arrests			Crimes Against Society			
Offense	Adult	Juvenile	Drug/Narcotic Violations	32	10	1
			Drug Equipment Violations	0	0	0
			Betting/Wagering	0	0	0
			Operating/Promoting/Assisting Gambling	0	0	0
			Gambling Equipment Violations	0	0	0
			Sports Tampering	0	0	0
			Pornography/Obscene Material	1	0	0
			Prostitution	0	0	0
			Assisting or Promoting Prostitution	0	0	0
			Purchasing Prostitution	0	0	0
			Weapon Law Violations	4	0	0
			Animal Cruelty	0	0	0
			Total Group A Offenses	41	11	1

(*) Offenses are counted using the FBI Units of Count for Crime

(**) The 'Arrests' column shows arrests made for incidents during the selected period, regardless of arrest date. Arrest counts for the same period may change over time.

State Police - Lynchburg - VA114SP00 - NIBRS Agency Crime Overview - 2020

2020 Population Estimate			N/A	Offenses (*)	Arrests (**)	
				Reported	Adult	Juvenile
Law Enforcement Employees						
Sworn Male	0		Murder and Nonnegligent Manslaughter	0	0	0
Sworn Female	0		Negligent Manslaughter	0	0	0
Civilian Male	0		Kidnapping/Abduction	0	0	0
Civilian Female	0		Forcible Rape	0	0	0
Total:	0		Forcible Sodomy	0	0	0
			Sexual Assault With An Object	0	0	0
			Forcible Fondling	0	0	0
			Incest	0	0	0
Incident Total	93		Statutory Rape	0	0	0
Offense Total	96		Aggravated Assault	0	0	0
Group A Crimes per 100,000 population	N/A		Simple Assault	0	0	0
			Intimidation	1	0	0
			Human Trafficking, Commercial Sex Acts	0	0	0
			Human Trafficking, Involuntary Servitude	0	0	0
Arrest Overview			Crimes Against Property			
Total Arrests	20		Arson	0	0	0
Adult Arrests	20		Bribery	0	0	0
Juvenile Arrests	0		Burglary/Breaking & Entering	0	0	0
Unknown Age	0		Counterfeiting/Forgery	0	0	0
Arrests per 100,000 population	N/A		Destruction/Damage/Vandalism of Property	0	0	0
			Embezzlement	0	0	0
			Extortion/Blackmail	0	0	0
			False Pretenses/Swindle/Confidence Game	45	8	0
			Credit Card/Automatic Teller Fraud	1	0	0
			Impersonation	0	0	0
Group B Arrests			Welfare Fraud	0	0	0
Offense	Adult	Juvenile	Wire Fraud	0	0	0
Bad Checks	0	0	Identity Theft	1	0	0
Curfew/Loitering/Vagrancy Violations	0	0	Hacking/Computer Invasion	0	0	0
Disorderly Conduct	0	0	Robbery	0	0	0
Driving Under the Influence	1	0	Pocket-picking	0	0	0
Drunkenness	0	0	Purse-snatching	0	0	0
Family Offenses (Nonviolent)	0	0	Shoplifting	0	0	0
Liquor Law Violations	0	0	Theft From Building	0	0	0
Loitering/Trespassing	0	0	Theft From Coin Operated Machine or Device	0	0	0
Misdemeanor Offenses	0	0	Theft From Motor Vehicle	0	0	0
Offenses	0	0	Theft of Motor Vehicle Parts/Accessories	0	0	0
Other Offenses	2	0	All Other Larceny	0	0	0
Total Group B	3	0	Motor Vehicle Theft	0	0	0
			Stolen Property Offenses	0	0	0
			Crimes Against Society			
			Drug/Narcotic Violations	37	7	0
			Drug Equipment Violations	0	0	0
			Betting/Wagering	0	0	0
			Operating/Promoting/Assisting Gambling	0	0	0
			Gambling Equipment Violations	0	0	0
			Sports Tampering	0	0	0
			Pornography/Obscene Material	2	0	0
			Prostitution	0	0	0
			Assisting or Promoting Prostitution	0	0	0
			Purchasing Prostitution	0	0	0
			Weapon Law Violations	9	2	0
			Animal Cruelty	0	0	0
			Total Group A Offenses	96	17	0

(*) Offenses are counted using the FBI Units of Count for Crime

(**) The 'Arrests' column shows arrests made for incidents during the selected period, regardless of arrest date. Arrest counts for the same period may change over time.

State Police - Madison CO - VA056SP00 - NIBRS Agency Crime Overview - 2020

2020 Population Estimate			N/A	Offenses (*)	Arrests (**)	
				Reported	Adult	Juvenile
Law Enforcement Employees				Crimes Against Persons		
Sworn Male		0	Murder and Nonnegligent Manslaughter	0	0	0
Sworn Female		0	Negligent Manslaughter	0	0	0
Civilian Male		0	Kidnapping/Abduction	0	0	0
Civilian Female		0	Forcible Rape	0	0	0
Total:		0	Forcible Sodomy	0	0	0
			Sexual Assault With An Object	0	0	0
			Forcible Fondling	0	0	0
			Incest	0	0	0
Incident Total		6	Statutory Rape	0	0	0
Offense Total		8	Aggravated Assault	0	0	0
Group A Crimes per 100,000 population		N/A	Simple Assault	0	0	0
			Intimidation	0	0	0
			Human Trafficking, Commercial Sex Acts	0	0	0
			Human Trafficking, Involuntary Servitude	0	0	0
Arrest Overview			Crimes Against Property			
Total Arrests		15	Arson	0	0	0
Adult Arrests		15	Bribery	0	0	0
Juvenile Arrests		0	Burglary/Breaking & Entering	0	0	0
Unknown Age		0	Counterfeiting/Forgery	0	0	0
Arrests per 100,000 population		N/A	Destruction/Damage/Vandalism of Property	0	0	0
			Embezzlement	0	0	0
			Extortion/Blackmail	0	0	0
			False Pretenses/Swindle/Confidence Game	4	1	0
			Credit Card/Automatic Teller Fraud	0	0	0
			Impersonation	0	0	0
Group B Arrests			Welfare Fraud	0	0	0
Offense	Adult	Juvenile	Wire Fraud	0	0	0
Bad Checks	0	0	Identity Theft	0	0	0
Curfew/Loitering/Vagrancy Violations	0	0	Hacking/Computer Invasion	0	0	0
Disorderly Conduct	0	0	Robbery	0	0	0
Driving Under the Influence	12	0	Pocket-picking	0	0	0
Drunkenness	0	0	Purse-snatching	0	0	0
Family Offenses (Nonviolent)	0	0	Shoplifting	0	0	0
Liquor Law Violations	0	0	Theft From Building	0	0	0
Loitering/Trespassing	0	0	Theft From Coin Operated Machine or Device	0	0	0
Misdemeanor Offenses	0	0	Theft From Motor Vehicle	0	0	0
Offenses	0	0	Theft of Motor Vehicle Parts/Accessories	0	0	0
Other Offenses	1	0	All Other Larceny	0	0	0
Total Group B	13	0	Motor Vehicle Theft	0	0	0
			Stolen Property Offenses	0	0	0
			Crimes Against Society			
			Drug/Narcotic Violations	1	1	0
			Drug Equipment Violations	0	0	0
			Betting/Wagering	0	0	0
			Operating/Promoting/Assisting Gambling	0	0	0
			Gambling Equipment Violations	0	0	0
			Sports Tampering	0	0	0
			Pornography/Obscene Material	0	0	0
			Prostitution	0	0	0
			Assisting or Promoting Prostitution	0	0	0
			Purchasing Prostitution	0	0	0
			Weapon Law Violations	3	0	0
			Animal Cruelty	0	0	0
			Total Group A Offenses	8	2	0

(*) Offenses are counted using the FBI Units of Count for Crime

(**) The 'Arrests' column shows arrests made for incidents during the selected period, regardless of arrest date. Arrest counts for the same period may change over time.

State Police - Manassas - VA075S100 - NIBRS Agency Crime Overview - 2020

2020 Population Estimate			N/A	Offenses (*)	Arrests (**)	
				Reported	Adult	Juvenile
Law Enforcement Employees						
Sworn Male	0		Murder and Nonnegligent Manslaughter	0	0	0
Sworn Female	0		Negligent Manslaughter	0	0	0
Civilian Male	0		Kidnapping/Abduction	0	0	0
Civilian Female	0		Forcible Rape	0	0	0
Total:	0		Forcible Sodomy	0	0	0
			Sexual Assault With An Object	0	0	0
			Forcible Fondling	0	0	0
			Incest	0	0	0
Incident Total	1		Statutory Rape	0	0	0
Offense Total	1		Aggravated Assault	0	0	0
Group A Crimes per 100,000 population	N/A		Simple Assault	0	0	0
			Intimidation	0	0	0
			Human Trafficking, Commercial Sex Acts	0	0	0
			Human Trafficking, Involuntary Servitude	0	0	0
Arrest Overview			Crimes Against Property			
Total Arrests	2		Arson	0	0	0
Adult Arrests	2		Bribery	0	0	0
Juvenile Arrests	0		Burglary/Breaking & Entering	0	0	0
Unknown Age	0		Counterfeiting/Forgery	0	0	0
Arrests per 100,000 population	N/A		Destruction/Damage/Vandalism of Property	0	0	0
			Embezzlement	0	0	0
			Extortion/Blackmail	0	0	0
			False Pretenses/Swindle/Confidence Game	1	0	0
			Credit Card/Automatic Teller Fraud	0	0	0
			Impersonation	0	0	0
Group B Arrests			Welfare Fraud	0	0	0
Offense	Adult	Juvenile	Wire Fraud	0	0	0
Bad Checks	0	0	Identity Theft	0	0	0
Curfew/Loitering/Vagrancy Violations	0	0	Hacking/Computer Invasion	0	0	0
Disorderly Conduct	0	0	Robbery	0	0	0
Driving Under the Influence	0	0	Pocket-picking	0	0	0
Drunkenness	0	0	Purse-snatching	0	0	0
Family Offenses (Nonviolent)	0	0	Shoplifting	0	0	0
Liquor Law Violations	0	0	Theft From Building	0	0	0
Loitering/Trespassing	0	0	Theft From Coin Operated Machine or Device	0	0	0
Misdemeanor Offenses	0	0	Theft From Motor Vehicle	0	0	0
Offenses	0	0	Theft of Motor Vehicle Parts/Accessories	0	0	0
Other Offenses	2	0	All Other Larceny	0	0	0
Total Group B	2	0	Motor Vehicle Theft	0	0	0
			Stolen Property Offenses	0	0	0
			Crimes Against Society			
			Drug/Narcotic Violations	0	0	0
			Drug Equipment Violations	0	0	0
			Betting/Wagering	0	0	0
			Operating/Promoting/Assisting Gambling	0	0	0
			Gambling Equipment Violations	0	0	0
			Sports Tampering	0	0	0
			Pornography/Obscene Material	0	0	0
			Prostitution	0	0	0
			Assisting or Promoting Prostitution	0	0	0
			Purchasing Prostitution	0	0	0
			Weapon Law Violations	0	0	0
			Animal Cruelty	0	0	0
			Total Group A Offenses	1	0	0

(*) Offenses are counted using the FBI Units of Count for Crime

(**) The 'Arrests' column shows arrests made for incidents during the selected period, regardless of arrest date. Arrest counts for the same period may change over time.

State Police - Manassas Park - VA075S200 - NIBRS Agency Crime Overview - 2020

2020 Population Estimate			N/A	Offenses (*)	Arrests (**)	
				Reported	Adult	Juvenile
Law Enforcement Employees			Crimes Against Persons			
Sworn Male	0		Murder and Nonnegligent Manslaughter	0	0	0
Sworn Female	0		Negligent Manslaughter	0	0	0
Civilian Male	0		Kidnapping/Abduction	0	0	0
Civilian Female	0		Forcible Rape	0	0	0
Total:	0		Forcible Sodomy	0	0	0
			Sexual Assault With An Object	0	0	0
			Forcible Fondling	0	0	0
			Incest	0	0	0
Incident Total	0		Statutory Rape	0	0	0
Offense Total	0		Aggravated Assault	0	0	0
Group A Crimes per 100,000 population	N/A		Simple Assault	0	0	0
			Intimidation	0	0	0
			Human Trafficking, Commercial Sex Acts	0	0	0
			Human Trafficking, Involuntary Servitude	0	0	0
Arrest Overview			Crimes Against Property			
Total Arrests	0		Arson	0	0	0
Adult Arrests	0		Bribery	0	0	0
Juvenile Arrests	0		Burglary/Breaking & Entering	0	0	0
Unknown Age	0		Counterfeiting/Forgery	0	0	0
Arrests per 100,000 population	N/A		Destruction/Damage/Vandalism of Property	0	0	0
			Embezzlement	0	0	0
			Extortion/Blackmail	0	0	0
			False Pretenses/Swindle/Confidence Game	0	0	0
			Credit Card/Automatic Teller Fraud	0	0	0
			Impersonation	0	0	0
			Welfare Fraud	0	0	0
Group B Arrests						
Offense	Adult	Juvenile	Wire Fraud	0	0	0
Head Checks	0	0	Identity Theft	0	0	0
Curfew/Loitering/Vagrancy Violations	0	0	Hacking/Computer Invasion	0	0	0
Disorderly Conduct	0	0	Robbery	0	0	0
Driving Under the Influence	0	0	Pocket-picking	0	0	0
Drunkenness	0	0	Purse-snatching	0	0	0
Family Offenses (Nonviolent)	0	0	Shoplifting	0	0	0
Liquor Law Violations	0	0	Theft From Building	0	0	0
Keeping Tom	0	0	Theft From Coin Operated Machine or Device	0	0	0
Trespass of Real Property	0	0	Theft From Motor Vehicle	0	0	0
All Other Offenses	0	0	Theft of Motor Vehicle Parts/Accessories	0	0	0
			All Other Larceny	0	0	0
			Motor Vehicle Theft	0	0	0
Total Group B	0	0	Stolen Property Offenses	0	0	0
			Crimes Against Society			
			Drug/Narcotic Violations	0	0	0
			Drug Equipment Violations	0	0	0
			Betting/Wagering	0	0	0
			Operating/Promoting/Assisting Gambling	0	0	0
			Gambling Equipment Violations	0	0	0
			Sports Tampering	0	0	0
			Pornography/Obscene Material	0	0	0
			Prostitution	0	0	0
			Assisting or Promoting Prostitution	0	0	0
			Purchasing Prostitution	0	0	0
			Weapon Law Violations	0	0	0
			Animal Cruelty	0	0	0
			Total Group A Offenses	0	0	0

(*) Offenses are counted using the FBI Units of Count for Crime

(**) The 'Arrests' column shows arrests made for incidents during the selected period, regardless of arrest date. Arrest counts for the same period may change over time.

State Police - Martinsville - VA115SP00 - NIBRS Agency Crime Overview - 2020

2020 Population Estimate			N/A	Offenses (*)	Arrests (**)	
				Reported	Adult	Juvenile
Law Enforcement Employees				Crimes Against Persons		
Sworn Male		0	Murder and Nonnegligent Manslaughter	0	0	0
Sworn Female		0	Negligent Manslaughter	0	0	0
Civilian Male		0	Kidnapping/Abduction	0	0	0
Civilian Female		0	Forcible Rape	0	0	0
Total:		0	Forcible Sodomy	0	0	0
			Sexual Assault With An Object	0	0	0
			Forcible Fondling	0	0	
			Incest	0	0	0
Incident Total		22	Statutory Rape	0	0	0
Offense Total		27	Aggravated Assault	0	0	0
Group A Crimes per 100,000 population		N/A	Simple Assault	0	0	0
			Intimidation	4	0	0
			Human Trafficking, Commercial Sex Acts	0	0	0
			Human Trafficking, Involuntary Servitude	0	0	0
Arrest Overview			Crimes Against Property			
Total Arrests		4	Arson	0	0	0
Adult Arrests		4	Bribery	0	0	0
Juvenile Arrests		0	Burglary/Breaking & Entering	1	0	0
Unknown Age		0	Counterfeiting/Forgery	1	0	0
Arrests per 100,000 population		N/A	Destruction/Damage/Vandalism of Property	0	0	0
			Embezzlement	0	0	0
			Extortion/Blackmail	0	0	0
			False Pretenses/Swindle/Confidence Game	12	0	0
			Credit Card/Automatic Teller Fraud	0	0	0
			Impersonation	0	0	0
Group B Arrests			Welfare Fraud	0	0	0
Offense	Adult	Juvenile	Wire Fraud	0	0	0
Bad Checks	0	0	Identity Theft	0	0	0
Curfew/Loitering/Vagrancy Violations	0	0	Hacking/Computer Invasion	0	0	0
Disorderly Conduct	0	0	Robbery	0	0	0
Driving Under the Influence	0	0	Pocket-picking	0	0	0
Drunkenness	0	0	Purse-snatching	0	0	0
Family Offenses (Nonviolent)	0	0	Shoplifting	0	0	0
Liquor Law Violations	0	0	Theft From Building	0	0	0
Loitering/Trespassing	0	0	Theft From Coin Operated Machine or Device	0	0	0
Misdemeanor Offenses	0	0	Theft From Motor Vehicle	0	0	0
Offenses	0	0	Theft of Motor Vehicle Parts/Accessories	0	0	0
Other Offenses	3	0	All Other Larceny	0	0	0
Total Group B	3	0	Motor Vehicle Theft	0	0	0
			Stolen Property Offenses	0	0	0
			Crimes Against Society			
			Drug/Narcotic Violations	7	1	0
			Drug Equipment Violations	0	0	0
			Betting/Wagering	0	0	0
			Operating/Promoting/Assisting Gambling	0	0	0
			Gambling Equipment Violations	0	0	0
			Sports Tampering	0	0	0
			Pornography/Obscene Material	0	0	0
			Prostitution	0	0	0
			Assisting or Promoting Prostitution	0	0	0
			Purchasing Prostitution	0	0	0
			Weapon Law Violations	2	0	0
			Animal Cruelty	0	0	0
			Total Group A Offenses	27	1	0

(*) Offenses are counted using the FBI Units of Count for Crime

(**) The 'Arrests' column shows arrests made for incidents during the selected period, regardless of arrest date. Arrest counts for the same period may change over time.

State Police - Mathews CO - VA057SP00 - NIBRS Agency Crime Overview - 2020

2020 Population Estimate			N/A	Offenses (*)	Arrests (**)	
				Reported	Adult	Juvenile
Law Enforcement Employees				Crimes Against Persons		
Sworn Male		0		Murder and Nonnegligent Manslaughter	0	0
Sworn Female		0		Negligent Manslaughter	0	0
Civilian Male		0		Kidnapping/Abduction	0	0
Civilian Female		0		Forcible Rape	0	0
		0		Forcible Sodomy	0	0
Total:		0		Sexual Assault With An Object	0	0
				Forcible Fondling	1	0
Offense Overview				Incest	0	0
Incident Total		1		Statutory Rape	0	0
Offense Total		1		Aggravated Assault	0	0
Group A Crimes per 100,000 population		N/A		Simple Assault	0	0
				Intimidation	0	0
				Human Trafficking, Commercial Sex Acts	0	0
				Human Trafficking, Involuntary Servitude	0	0
Arrest Overview				Crimes Against Property		
Total Arrests		3		Arson	0	0
Adult Arrests		2		Bribery	0	0
Juvenile Arrests		0		Burglary/Breaking & Entering	0	0
Unknown Age		1		Counterfeiting/Forgery	0	0
Arrests per 100,000 population		N/A		Destruction/Damage/Vandalism of Property	0	0
				Embezzlement	0	0
				Extortion/Blackmail	0	0
				False Pretenses/Swindle/Confidence Game	0	0
				Credit Card/Automatic Teller Fraud	0	0
				Impersonation	0	0
				Welfare Fraud	0	0
				Wire Fraud	0	0
				Identity Theft	0	0
				Hacking/Computer Invasion	0	0
Group B Arrests						
Offense	Adult	Juvenile				
Bad Checks	0	0		Robbery	0	0
Curfew/Loitering/Vagrancy Violations	0	0		Pocket-picking	0	0
Disorderly Conduct	0	0		Purse-snatching	0	0
Driving Under the Influence	2	0		Shoplifting	0	0
Drunkenness	0	0		Theft From Building	0	0
Family Offenses (Nonviolent)	0	0		Theft From Coin Operated Machine or Device	0	0
Liquor Law Violations	0	0		Theft From Motor Vehicle	0	0
Loitering/Trespassing	0	0		Theft of Motor Vehicle Parts/Accessories	0	0
Trespass of Real Property	0	0		All Other Larceny	0	0
All Other Offenses	0	0		Motor Vehicle Theft	0	0
Total Group B	2	0		Stolen Property Offenses	0	0
				Crimes Against Society		
				Drug/Narcotic Violations	0	0
				Drug Equipment Violations	0	0
				Betting/Wagering	0	0
				Operating/Promoting/Assisting Gambling	0	0
				Gambling Equipment Violations	0	0
				Sports Tampering	0	0
				Pornography/Obscene Material	0	0
				Prostitution	0	0
				Assisting or Promoting Prostitution	0	0
				Purchasing Prostitution	0	0
				Weapon Law Violations	0	0
				Animal Cruelty	0	0
				Total Group A Offenses	1	0

(*) Offenses are counted using the FBI Units of Count for Crime

(**) The 'Arrests' column shows arrests made for incidents during the selected period, regardless of arrest date. Arrest counts for the same period may change over time.

State Police - Mecklenburg CO - VA058SP00 - NIBRS Agency Crime Overview - 2020

2020 Population Estimate			N/A	Offenses (*)		Arrests (**)	
				Reported	Adult	Juvenile	
Law Enforcement Employees			Group A Offenses				
			Crimes Against Persons				
Sworn Male	0		Murder and Nonnegligent Manslaughter	0	0	0	
Sworn Female	0		Negligent Manslaughter	0	0	0	
Civilian Male	0		Kidnapping/Abduction	1	0	0	
Civilian Female	0		Forcible Rape	0	0	0	
Total:	0		Forcible Sodomy	0	0	0	
			Sexual Assault With An Object	0	0	0	
			Forcible Fondling	0	0	0	
			Incest	0	0	0	
Offense Overview			Statutory Rape	0	0	0	
Incident Total	178		Aggravated Assault	2	0	0	
Offense Total	192		Simple Assault	5	2	0	
Group A Crimes per 100,000 population	N/A		Intimidation	4	2	0	
			Human Trafficking, Commercial Sex Acts	0	0	0	
			Human Trafficking, Involuntary Servitude	0	0	0	
Arrest Overview			Crimes Against Property				
Total Arrests	95		Arson	0	0	0	
Adult Arrests	93		Bribery	0	0	0	
Juvenile Arrests	2		Burglary/Breaking & Entering	1	0	0	
Unknown Age	0		Counterfeiting/Forgery	2	1	0	
Arrests per 100,000 population	N/A		Destruction/Damage/Vandalism of Property	3	0	0	
			Embezzlement	0	0	0	
			Extortion/Blackmail	0	0	0	
			False Pretenses/Swindle/Confidence Game	14	3	0	
			Credit Card/Automatic Teller Fraud	2	0	0	
			Impersonation	1	1	0	
			Welfare Fraud	0	0	0	
			Wire Fraud	0	0	0	
			Identity Theft	1	0	0	
			Hacking/Computer Invasion	0	0	0	
			Robbery	0	0	0	
			Pocket-picking	0	0	0	
			Purse-snatching	0	0	0	
			Shoplifting	0	0	0	
			Theft From Building	0	0	0	
			Theft From Coin Operated Machine or Device	0	0	0	
			Theft From Motor Vehicle	0	0	0	
			Theft of Motor Vehicle Parts/Accessories	0	0	0	
			All Other Larceny	3	2	0	
			Motor Vehicle Theft	1	0	0	
			Stolen Property Offenses	3	2	0	
			Crimes Against Society				
			Drug/Narcotic Violations	140	29	0	
			Drug Equipment Violations	0	0	0	
			Betting/Wagering	0	0	0	
			Operating/Promoting/Assisting Gambling	0	0	0	
			Gambling Equipment Violations	0	0	0	
			Sports Tampering	0	0	0	
			Pornography/Obscene Material	1	0	0	
			Prostitution	0	0	0	
			Assisting or Promoting Prostitution	0	0	0	
			Purchasing Prostitution	0	0	0	
			Weapon Law Violations	8	2	0	
			Animal Cruelty	0	0	0	
			Total Group A Offenses	192	44		
Group B Arrests							
Offense	Adult	Juvenile					
Bad Checks	0	0					
Curfew/Loitering/Vagrancy Violations	0	0					
Disorderly Conduct	1	0					
Driving Under the Influence	35	2					
Drunkenness	5	0					
Family Offenses (Nonviolent)	0	0					
Liquor Law Violations	2	0					
Peeping Tom	0	0					
Trespass of Real Property	0	0					
All Other Offenses	6	0					
Total Group B	49	2					

(*) Offenses are counted using the FBI Units of Count for Crime

(**) The 'Arrests' column shows arrests made for incidents during the selected period, regardless of arrest date. Arrest counts for the same period may change over time.

State Police - Middlesex CO - VA059SP00 - NIBRS Agency Crime Overview - 2020

2020 Population Estimate			N/A	Offenses (*)		Arrests (**)	
				Group A Offenses	Reported	Adult	Juvenile
Law Enforcement Employees			Crimes Against Persons				
Sworn Male	0		Murder and Nonnegligent Manslaughter		0	0	0
Sworn Female	0		Negligent Manslaughter		0	0	0
Civilian Male	0		Kidnapping/Abduction		0	0	0
Civilian Female	0		Forcible Rape		1	0	0
Total:	0		Forcible Sodomy		0	0	0
			Sexual Assault With An Object		0	0	0
			Forcible Fondling		0	0	0
Offense Overview			Incest		0	0	0
Incident Total	9		Statutory Rape		0	0	0
Offense Total	9		Aggravated Assault		0	0	0
Group A Crimes per 100,000 population	N/A		Simple Assault		1	1	0
			Intimidation		0	0	0
			Human Trafficking, Commercial Sex Acts		0	0	0
			Human Trafficking, Involuntary Servitude		0	0	0
Arrest Overview			Crimes Against Property				
Total Arrests	11		Arson		1	0	0
Adult Arrests	11		Bribery		0	0	0
Juvenile Arrests	0		Burglary/Breaking & Entering		0	0	0
Unknown Age	0		Counterfeiting/Forgery		0	0	0
Arrests per 100,000 population	N/A		Destruction/Damage/Vandalism of Property		0	0	0
			Embezzlement		0	0	0
			Extortion/Blackmail		0	0	0
			False Pretenses/Swindle/Confidence Game		0	0	0
			Credit Card/Automatic Teller Fraud		0	0	0
			Impersonation		1	0	0
Group B Arrests			Welfare Fraud		0	0	0
Offense	Adult	Juvenile	Wire Fraud		0	0	0
Bad Checks	0	0	Identity Theft		0	0	0
Curfew/Loitering/Vagrancy Violations	0	0	Hacking/Computer Invasion		0	0	0
Disorderly Conduct	0	0	Robbery		0	0	0
Driving Under the Influence	6	0	Pocket-picking		0	0	0
Drunkenness	0	0	Purse-snatching		0	0	0
Family Offenses (Nonviolent)	0	0	Shoplifting		0	0	0
Liquor Law Violations	0	0	Theft From Building		0	0	0
Peeping Tom	0	0	Theft From Coin Operated Machine or Device		0	0	0
Trespass of Real Property	0	0	Theft From Motor Vehicle		0	0	0
All Other Offenses	0	0	Theft of Motor Vehicle Parts/Accessories		0	0	0
Total Group B	6	0	All Other Larceny		0	0	0
			Motor Vehicle Theft		0	0	0
			Stolen Property Offenses		0	0	0
			Crimes Against Society				
			Drug/Narcotic Violations		4	4	0
			Drug Equipment Violations		0	0	0
			Betting/Wagering		0	0	0
			Operating/Promoting/Assisting Gambling		0	0	0
			Gambling Equipment Violations		0	0	0
			Sports Tampering		0	0	0
			Pornography/Obscene Material		0	0	0
			Prostitution		0	0	0
			Assisting or Promoting Prostitution		0	0	0
			Purchasing Prostitution		0	0	0
			Weapon Law Violations		1	0	0
			Animal Cruelty		0	0	0
			Total Group A Offenses		9	5	0

(*) Offenses are counted using the FBI Units of Count for Crime

(**) The 'Arrests' column shows arrests made for incidents during the selected period, regardless of arrest date. Arrest counts for the same period may change over time.

State Police - Montgomery CO - VA060SP00 - NIBRS Agency Crime Overview - 2020

2020 Population Estimate		N/A	Offenses (*)		Arrests (**)	
			Group A Offenses	Reported	Adult	Juvenile
Law Enforcement Employees			Crimes Against Persons			
Sworn Male	0		Murder and Nonnegligent Manslaughter	0	0	0
Sworn Female	0		Negligent Manslaughter	0	0	0
Civilian Male	0		Kidnapping/Abduction	0	0	0
Civilian Female	0		Forcible Rape	0	0	0
Total:	0		Forcible Sodomy	0	0	0
			Sexual Assault With An Object	0	0	0
			Forcible Fondling	0	0	0
			Incest	0	0	0
Offense Overview			Statutory Rape	0	0	0
Incident Total	44		Aggravated Assault	3	2	0
Offense Total	52		Simple Assault	5	2	0
Group A Crimes per 100,000 population	N/A		Intimidation	0	0	0
			Human Trafficking, Commercial Sex Acts	0	0	0
			Human Trafficking, Involuntary Servitude	0	0	0
Arrest Overview			Crimes Against Property			
Total Arrests	29		Arson	0	0	0
Adult Arrests	29		Bribery	0	0	0
Juvenile Arrests	0		Burglary/Breaking & Entering	0	0	0
Unknown Age	0		Counterfeiting/Forgery	0	0	0
Arrests per 100,000 population	N/A		Destruction/Damage/Vandalism of Property	0	0	0
			Embezzlement	0	0	0
			Extortion/Blackmail	0	0	0
			False Pretenses/Swindle/Confidence Game	21	3	0
			Credit Card/Automatic Teller Fraud	0	0	0
			Impersonation	0	0	0
			Welfare Fraud	0	0	0
Group B Arrests			Wire Fraud	0	0	0
Offense	Adult	Juvenile	Identity Theft	0	0	0
Bad Checks	0	0	Hacking/Computer Invasion	0	0	0
Curfew/Loitering/Vagrancy Violations	0	0	Robbery	0	0	0
Disorderly Conduct	0	0	Pocket-picking	0	0	0
Driving Under the Influence	10	0	Purse-snatching	0	0	0
Drunkenness	0	0	Shoplifting	0	0	0
Family Offenses (Nonviolent)	0	0	Theft From Building	0	0	0
Liquor Law Violations	0	0	Theft From Coin Operated Machine or Device	0	0	0
Peeping Tom	0	0	Theft From Motor Vehicle	0	0	0
Trespass of Real Property	0	0	Theft of Motor Vehicle Parts/Accessories	0	0	0
All Other Offenses	3	0	All Other Larceny	1	0	0
Total Group B	13	0	Motor Vehicle Theft	0	0	0
			Stolen Property Offenses	1	0	0
			Crimes Against Society			
			Drug/Narcotic Violations	13	8	0
			Drug Equipment Violations	0	0	0
			Betting/Wagering	0	0	0
			Operating/Promoting/Assisting Gambling	0	0	0
			Gambling Equipment Violations	0	0	0
			Sports Tampering	0	0	0
			Pornography/Obscene Material	2	0	0
			Prostitution	0	0	0
			Assisting or Promoting Prostitution	0	0	0
			Purchasing Prostitution	0	0	0
			Weapon Law Violations	6	1	0
			Animal Cruelty	0	0	0
			Total Group A Offenses	52	16	0

(*) Offenses are counted using the FBI Units of Count for Crime

(**) The 'Arrests' column shows arrests made for incidents during the selected period, regardless of arrest date. Arrest counts for the same period may change over time.

State Police - Nelson CO - VA062SP00 - NIBRS Agency Crime Overview - 2020

2020 Population Estimate			N/A	Offenses (*)		Arrests (**)	
				Group A Offenses	Reported	Adult	Juvenile
Law Enforcement Employees			Crimes Against Persons				
Sworn Male	0		Murder and Nonnegligent Manslaughter		1	0	0
Sworn Female	0		Negligent Manslaughter		0	0	0
Civilian Male	0		Kidnapping/Abduction		0	0	0
Civilian Female	0		Forcible Rape		0	0	0
	0		Forcible Sodomy		0	0	0
Total:	0		Sexual Assault With An Object		0	0	0
			Forcible Fondling		0	0	0
Offense Overview				Incest	0	0	0
Incident Total	21		Statutory Rape		0	0	0
Offense Total	26		Aggravated Assault		2	0	0
Group A Crimes per 100,000 population	N/A		Simple Assault		0	0	0
			Intimidation		2	0	0
			Human Trafficking, Commercial Sex Acts		0	0	0
			Human Trafficking, Involuntary Servitude		0	0	0
Arrest Overview				Crimes Against Property			
Total Arrests	8		Arson		0	0	0
Adult Arrests	7		Bribery		0	0	0
Juvenile Arrests	1		Burglary/Breaking & Entering		2	1	0
Unknown Age	0		Counterfeiting/Forgery		0	0	0
Arrests per 100,000 population	N/A		Destruction/Damage/Vandalism of Property		4	0	0
			Embezzlement		0	0	0
			Extortion/Blackmail		0	0	0
			False Pretenses/Swindle/Confidence Game		2	0	0
			Credit Card/Automatic Teller Fraud		0	0	0
			Impersonation		0	0	0
			Welfare Fraud		0	0	0
			Wire Fraud		0	0	0
			Identity Theft		0	0	0
			Hacking/Computer Invasion		0	0	0
			Robbery		0	0	0
			Pocket-picking		0	0	0
	Purse-snatching		0	0	0		
	Shoplifting		0	0	0		
	Theft From Building		0	0	0		
	Theft From Coin Operated Machine or Device		0	0	0		
	Theft From Motor Vehicle		0	0	0		
	Theft of Motor Vehicle Parts/Accessories		0	0	0		
	All Other Larceny		0	0	0		
	Motor Vehicle Theft		0	0	0		
	Stolen Property Offenses		0	0	0		
Group B Arrests				Crimes Against Society			
				Drug/Narcotic Violations	10	3	0
				Drug Equipment Violations	0	0	0
				Betting/Wagering	0	0	0
				Operating/Promoting/Assisting Gambling	0	0	0
				Gambling Equipment Violations	0	0	0
				Sports Tampering	0	0	0
				Pornography/Obscene Material	1	0	0
				Prostitution	0	0	0
				Assisting or Promoting Prostitution	0	0	0
				Purchasing Prostitution	0	0	0
				Weapon Law Violations	2	0	0
				Animal Cruelty	0	0	0
Total Group B				Total Group A Offenses	26	4	0

(*) Offenses are counted using the FBI Units of Count for Crime
 (**) The 'Arrests' column shows arrests made for incidents during the selected period, regardless of arrest date. Arrest counts for the same period may change over time.

State Police - New Kent CO - VA063SP00 - NIBRS Agency Crime Overview - 2020

2020 Population Estimate			N/A	Offenses (*)		Arrests (**)	
				Reported	Adult	Juvenile	
Law Enforcement Employees				Crimes Against Persons			
Sworn Male	0		Murder and Nonnegligent Manslaughter	0	0	0	
Sworn Female	0		Negligent Manslaughter	0	0	0	
Civilian Male	0		Kidnapping/Abduction	0	0	0	
Civilian Female	0		Forcible Rape	0	0	0	
Total:	0		Forcible Sodomy	0	0	0	
			Sexual Assault With An Object	0	0	0	
			Forcible Fondling	0	0	0	
			Incest	0	0	0	
Incident Total	50		Statutory Rape	0	0	0	
Offense Total	72		Aggravated Assault	9	3	0	
Group A Crimes per 100,000 population	N/A		Simple Assault	5	3	0	
			Intimidation	2	1	0	
			Human Trafficking, Commercial Sex Acts	0	0	0	
			Human Trafficking, Involuntary Servitude	0	0	0	
Arrest Overview			Crimes Against Property				
Total Arrests	114		Arson	0	0	0	
Adult Arrests	110		Bribery	0	0	0	
Juvenile Arrests	3		Burglary/Breaking & Entering	0	0	0	
Unknown Age	1		Counterfeiting/Forgery	1	1	0	
Arrests per 100,000 population	N/A		Destruction/Damage/Vandalism of Property	2	2	0	
			Embezzlement	0	0	0	
			Extortion/Blackmail	0	0	0	
			False Pretenses/Swindle/Confidence Game	2	0	0	
			Credit Card/Automatic Teller Fraud	0	0	0	
			Impersonation	5	5	0	
Group B Arrests			Welfare Fraud	0	0	0	
Offense	Adult	Juvenile	Wire Fraud	0	0	0	
Bad Checks	0	0	Identity Theft	4	0	0	
Curfew/Loitering/Vagrancy Violations	0	0	Hacking/Computer Invasion	0	0	0	
Disorderly Conduct	1	0	Robbery	0	0	0	
Driving Under the Influence	55	0	Pocket-picking	0	0	0	
Drunkenness	2	0	Purse-snatching	0	0	0	
Family Offenses (Nonviolent)	0	1	Shoplifting	0	0	0	
Liquor Law Violations	1	0	Theft From Building	0	0	0	
Loitering/Trespassing	0	0	Theft From Coin Operated Machine or Device	0	0	0	
Misdemeanor Offenses	0	0	Theft From Motor Vehicle	0	0	0	
Resale of Stolen Property	0	0	Theft of Motor Vehicle Parts/Accessories	0	0	0	
All Other Offenses	7	1	All Other Larceny	2	0	0	
Total Group B	66	2	Motor Vehicle Theft	0	0	0	
			Stolen Property Offenses	3	4	1	
			Crimes Against Society				
			Drug/Narcotic Violations	29	25	0	
			Drug Equipment Violations	4	0	0	
			Betting/Wagering	0	0	0	
			Operating/Promoting/Assisting Gambling	0	0	0	
			Gambling Equipment Violations	0	0	0	
			Sports Tampering	0	0	0	
			Pornography/Obscene Material	0	0	0	
			Prostitution	0	0	0	
			Assisting or Promoting Prostitution	0	0	0	
			Purchasing Prostitution	0	0	0	
			Weapon Law Violations	3	0	0	
			Animal Cruelty	1	0	0	
			Total Group A Offenses			72	44
						1	

(*) Offenses are counted using the FBI Units of Count for Crime

(**) The 'Arrests' column shows arrests made for incidents during the selected period, regardless of arrest date. Arrest counts for the same period may change over time.

State Police - Newport News - VA116SP00 - NIBRS Agency Crime Overview - 2020

2020 Population Estimate			N/A	Offenses (*)	Arrests (**)	
				Reported	Adult	Juvenile
Law Enforcement Employees						
Sworn Male		0	Murder and Nonnegligent Manslaughter	0	0	0
Sworn Female		0	Negligent Manslaughter	0	0	0
Civilian Male		0	Kidnapping/Abduction	0	0	0
Civilian Female		0	Forcible Rape	0	0	0
Total:		0	Forcible Sodomy	0	0	0
			Sexual Assault With An Object	0	0	0
			Forcible Fondling	0	0	0
			Incest	0	0	0
Incident Total		106	Statutory Rape	0	0	0
Offense Total		125	Aggravated Assault	8	1	0
Group A Crimes per 100,000 population		N/A	Simple Assault	1	1	0
			Intimidation	0	0	0
			Human Trafficking, Commercial Sex Acts	0	0	0
			Human Trafficking, Involuntary Servitude	0	0	0
Arrest Overview			Crimes Against Property			
Total Arrests		109	Arson	0	0	0
Adult Arrests		105	Bribery	0	0	0
Juvenile Arrests		4	Burglary/Breaking & Entering	0	0	0
Unknown Age		0	Counterfeiting/Forgery	2	0	1
Arrests per 100,000 population		N/A	Destruction/Damage/Vandalism of Property	0	0	0
			Embezzlement	0	0	0
			Extortion/Blackmail	0	0	0
			False Pretenses/Swindle/Confidence Game	76	14	0
			Credit Card/Automatic Teller Fraud	0	0	0
			Impersonation	1	0	0
Group B Arrests			Welfare Fraud	0	0	0
Offense	Adult	Juvenile	Wire Fraud	0	0	0
Bad Checks	0	0	Identity Theft	1	0	0
Curfew/Loitering/Vagrancy Violations	0	0	Hacking/Computer Invasion	0	0	0
Disorderly Conduct	0	0	Robbery	0	0	0
Driving Under the Influence	15	0	Pocket-picking	0	0	0
Drunkenness	0	0	Purse-snatching	0	0	0
Family Offenses (Nonviolent)	0	0	Shoplifting	0	0	0
Liquor Law Violations	0	0	Theft From Building	0	0	0
Loitering Tom	0	0	Theft From Coin Operated Machine or Device	0	0	0
Respass of Real Property	0	0	Theft From Motor Vehicle	0	0	0
All Other Offenses	62	2	Theft of Motor Vehicle Parts/Accessories	0	0	0
Total Group B	77	2	All Other Larceny	2	0	0
			Motor Vehicle Theft	3	0	0
			Stolen Property Offenses	2	2	0
			Crimes Against Society			
			Drug/Narcotic Violations	13	9	1
			Drug Equipment Violations	0	0	0
			Betting/Wagering	0	0	0
			Operating/Promoting/Assisting Gambling	0	0	0
			Gambling Equipment Violations	0	0	0
			Sports Tampering	0	0	0
			Pornography/Obscene Material	0	0	0
			Prostitution	0	0	0
			Assisting or Promoting Prostitution	0	0	0
			Purchasing Prostitution	0	0	0
			Weapon Law Violations	16	1	0
			Animal Cruelty	0	0	0
			Total Group A Offenses	125	28	2

(*) Offenses are counted using the FBI Units of Count for Crime

(**) The 'Arrests' column shows arrests made for incidents during the selected period, regardless of arrest date. Arrest counts for the same period may change over time.

State Police - Norfolk - VA117SP00 - NIBRS Agency Crime Overview - 2020

2020 Population Estimate			N/A	Offenses (*)		Arrests (**)	
				Reported	Adult	Juvenile	
Law Enforcement Employees			Group A Offenses				
			Crimes Against Persons				
Sworn Male	0		Murder and Nonnegligent Manslaughter	4	0	0	
Sworn Female	0		Negligent Manslaughter	0	0	0	
Civilian Male	0		Kidnapping/Abduction	0	0	0	
Civilian Female	0		Forcible Rape	0	0	0	
Total:	0		Forcible Sodomy	0	0	0	
			Sexual Assault With An Object	0	0	0	
			Forcible Fondling	0	0	0	
Offense Overview			Incest	0	0	0	
Incident Total	117		Statutory Rape	0	0	0	
Offense Total	200		Aggravated Assault	14	0	0	
Group A Crimes per 100,000 population	N/A		Simple Assault	1	0	0	
			Intimidation	0	0	0	
			Human Trafficking, Commercial Sex Acts	0	0	0	
			Human Trafficking, Involuntary Servitude	0	0	0	
Arrest Overview			Crimes Against Property				
Total Arrests	97		Arson	0	0	0	
Adult Arrests	96		Bribery	0	0	0	
Juvenile Arrests	1		Burglary/Breaking & Entering	0	0	0	
Unknown Age	0		Counterfeiting/Forgery	0	0	0	
Arrests per 100,000 population	N/A		Destruction/Damage/Vandalism of Property	1	0	0	
			Embezzlement	0	0	0	
			Extortion/Blackmail	0	0	0	
			False Pretenses/Swindle/Confidence Game	91	32	0	
			Credit Card/Automatic Teller Fraud	0	0	0	
			Impersonation	0	0	0	
			Welfare Fraud	0	0	0	
			Wire Fraud	0	0	0	
			Identity Theft	0	0	0	
			Hacking/Computer Invasion	1	0	0	
			Robbery	0	0	0	
			Pocket-picking	0	0	0	
			Purse-snatching	0	0	0	
			Shoplifting	0	0	0	
			Theft From Building	0	0	0	
			Theft From Coin Operated Machine or Device	0	0	0	
			Theft From Motor Vehicle	0	0	0	
			Theft of Motor Vehicle Parts/Accessories	0	0	0	
			All Other Larceny	2	1	0	
			Motor Vehicle Theft	2	1	1	
			Stolen Property Offenses	2	1	0	
			Crimes Against Society				
			Drug/Narcotic Violations	5	0	0	
			Drug Equipment Violations	0	0	0	
			Betting/Wagering	0	0	0	
			Operating/Promoting/Assisting Gambling	0	0	0	
			Gambling Equipment Violations	0	0	0	
			Sports Tampering	0	0	0	
			Pornography/Obscene Material	0	0	0	
			Prostitution	0	0	0	
			Assisting or Promoting Prostitution	0	0	0	
			Purchasing Prostitution	0	0	0	
			Weapon Law Violations	77	3	0	
			Animal Cruelty	0	0	0	
			Total Group A Offenses	200	38	1	
Group B Arrests							
Offense	Adult	Juvenile					
Bad Checks	0	0					
Curfew/Loitering/Vagrancy Violations	0	0					
Disorderly Conduct	0	0					
Driving Under the Influence	28	0					
Drunkenness	0	0					
Family Offenses (Nonviolent)	0	0					
Liquor Law Violations	0	0					
Peeping Tom	0	0					
Trespass of Real Property	0	0					
All Other Offenses	30	0					
Total Group B	58	0					

(*) Offenses are counted using the FBI Units of Count for Crime

(**) The 'Arrests' column shows arrests made for incidents during the selected period, regardless of arrest date. Arrest counts for the same period may change over time.

State Police - Northampton CO - VA065SP00 - NIBRS Agency Crime Overview - 2020

2020 Population Estimate			N/A	Offenses (*)	Arrests (**)	
				Reported	Adult	Juvenile
Law Enforcement Employees						
Sworn Male		0	Murder and Nonnegligent Manslaughter	0	0	0
Sworn Female		0	Negligent Manslaughter	0	0	0
Civilian Male		0	Kidnapping/Abduction	0	0	0
Civilian Female		0	Forcible Rape	0	0	0
Total:		0	Forcible Sodomy	0	0	0
			Sexual Assault With An Object	0	0	0
			Forcible Fondling	0	0	0
Offense Overview			Incest	0	0	0
Incident Total		29	Statutory Rape	0	0	0
Offense Total		37	Aggravated Assault	7	1	0
Group A Crimes per 100,000 population		N/A	Simple Assault	1	1	0
			Intimidation	0	0	0
			Human Trafficking, Commercial Sex Acts	0	0	0
			Human Trafficking, Involuntary Servitude	0	0	0
Arrest Overview						
Total Arrests		31	Crimes Against Property			
Adult Arrests		31	Arson	0	0	0
Juvenile Arrests		0	Bribery	0	0	0
Unknown Age		0	Burglary/Breaking & Entering	0	0	0
Arrests per 100,000 population		N/A	Counterfeiting/Forgery	4	4	0
			Destruction/Damage/Vandalism of Property	0	0	0
			Embezzlement	0	0	0
			Extortion/Blackmail	0	0	0
			False Pretenses/Swindle/Confidence Game	4	2	0
			Credit Card/Automatic Teller Fraud	0	0	0
			Impersonation	1	0	0
Group B Arrests			Welfare Fraud	0	0	0
Offense	Adult	Juvenile	Wire Fraud	0	0	0
Bad Checks	0	0	Identity Theft	0	0	0
Curfew/Loitering/Vagrancy Violations	0	0	Hacking/Computer Invasion	0	0	0
Disorderly Conduct	0	0	Robbery	0	0	0
Driving Under the Influence	7	0	Pocket-picking	0	0	0
Drunkenness	0	0	Purse-snatching	0	0	0
Family Offenses (Nonviolent)	0	0	Shoplifting	0	0	0
Liquor Law Violations	0	0	Theft From Building	0	0	0
Loitering/Trespassing	0	0	Theft From Coin Operated Machine or Device	0	0	0
Misdemeanor Offenses	0	0	Theft From Motor Vehicle	0	0	0
Offenses	0	0	Theft of Motor Vehicle Parts/Accessories	0	0	0
Other Offenses	9	0	All Other Larceny	2	0	0
Total Group B	16	0	Motor Vehicle Theft	1	0	0
			Stolen Property Offenses	0	0	0
			Crimes Against Society			
			Drug/Narcotic Violations	13	7	0
			Drug Equipment Violations	0	0	0
			Betting/Wagering	0	0	0
			Operating/Promoting/Assisting Gambling	0	0	0
			Gambling Equipment Violations	0	0	0
			Sports Tampering	0	0	0
			Pornography/Obscene Material	0	0	0
			Prostitution	0	0	0
			Assisting or Promoting Prostitution	0	0	0
			Purchasing Prostitution	0	0	0
			Weapon Law Violations	4	0	0
			Animal Cruelty	0	0	0
			Total Group A Offenses	37	15	0

(*) Offenses are counted using the FBI Units of Count for Crime

(**) The 'Arrests' column shows arrests made for incidents during the selected period, regardless of arrest date. Arrest counts for the same period may change over time.

State Police - Northumberland CO - VA066SP00 - NIBRS Agency Crime Overview - 2020

2020 Population Estimate			N/A	Offenses (*)		Arrests (**)	
				Reported	Adult	Juvenile	
Law Enforcement Employees				Crimes Against Persons			
Sworn Male		0	Murder and Nonnegligent Manslaughter	0	0	0	
Sworn Female		0	Negligent Manslaughter	0	0	0	
Civilian Male		0	Kidnapping/Abduction	0	0	0	
Civilian Female		0	Forcible Rape	0	0	0	
Total:		0	Forcible Sodomy	0	0	0	
			Sexual Assault With An Object	0	0	0	
			Forcible Fondling	0	0		
Offense Overview			Incest	0	0	0	
Incident Total		7	Statutory Rape	0	0	0	
Offense Total		10	Aggravated Assault	4	1	0	
Group A Crimes per 100,000 population		N/A	Simple Assault	0	0	0	
			Intimidation	0	0	0	
			Human Trafficking, Commercial Sex Acts	0	0	0	
			Human Trafficking, Involuntary Servitude	0	0	0	
Arrest Overview			Crimes Against Property				
Total Arrests		24	Arson	1	0	0	
Adult Arrests		24	Bribery	0	0	0	
Juvenile Arrests		0	Burglary/Breaking & Entering	0	0	0	
Unknown Age		0	Counterfeiting/Forgery	1	1	0	
Arrests per 100,000 population		N/A	Destruction/Damage/Vandalism of Property	0	0	0	
			Embezzlement	0	0	0	
			Extortion/Blackmail	0	0	0	
			False Pretenses/Swindle/Confidence Game	1	1	0	
			Credit Card/Automatic Teller Fraud	0	0	0	
			Impersonation	0	0	0	
Group B Arrests			Welfare Fraud	0	0	0	
Offense	Adult	Juvenile	Wire Fraud	0	0	0	
Bad Checks	0	0	Identity Theft	0	0	0	
Curfew/Loitering/Vagrancy Violations	0	0	Hacking/Computer Invasion	0	0	0	
Disorderly Conduct	0	0	Robbery	0	0	0	
Driving Under the Influence	14	0	Pocket-picking	0	0	0	
Drunkenness	0	0	Purse-snatching	0	0	0	
Family Offenses (Nonviolent)	0	0	Shoplifting	0	0	0	
Liquor Law Violations	0	0	Theft From Building	0	0	0	
Keeping Tom	0	0	Theft From Coin Operated Machine or Device	0	0	0	
Respass of Real Property	0	0	Theft From Motor Vehicle	0	0	0	
All Other Offenses	5	0	Theft of Motor Vehicle Parts/Accessories	0	0	0	
Total Group B	19	0	All Other Larceny	0	0	0	
			Motor Vehicle Theft	0	0	0	
			Stolen Property Offenses	0	0	0	
			Crimes Against Society				
			Drug/Narcotic Violations	2	2	0	
			Drug Equipment Violations	0	0	0	
			Betting/Wagering	0	0	0	
			Operating/Promoting/Assisting Gambling	0	0	0	
			Gambling Equipment Violations	0	0	0	
			Sports Tampering	0	0	0	
			Pornography/Obscene Material	0	0	0	
			Prostitution	0	0	0	
			Assisting or Promoting Prostitution	0	0	0	
			Purchasing Prostitution	0	0	0	
			Weapon Law Violations	1	0	0	
			Animal Cruelty	0	0	0	
			Total Group A Offenses	10	5	0	

(*) Offenses are counted using the FBI Units of Count for Crime

(**) The 'Arrests' column shows arrests made for incidents during the selected period, regardless of arrest date. Arrest counts for the same period may change over time.

State Police - Norton - VA18SP00 - NIBRS Agency Crime Overview - 2020

2020 Population Estimate			N/A	Offenses (*)		Arrests (**)	
				Reported	Adult	Juvenile	
Law Enforcement Employees							
			Group A Offenses				
			Crimes Against Persons				
Sworn Male	0		Murder and Nonnegligent Manslaughter	0	0	0	
Sworn Female	0		Negligent Manslaughter	0	0	0	
Civilian Male	0		Kidnapping/Abduction	0	0	0	
Civilian Female	0		Forcible Rape	0	0	0	
Total:	0		Forcible Sodomy	0	0	0	
			Sexual Assault With An Object	0	0	0	
			Forcible Fondling	1	0	0	
Offense Overview			Incest	0	0	0	
Incident Total	6		Statutory Rape	0	0	0	
Offense Total	9		Aggravated Assault	0	0	0	
Group A Crimes per 100,000 population	N/A		Simple Assault	0	0	0	
			Intimidation	0	0	0	
			Human Trafficking, Commercial Sex Acts	0	0	0	
			Human Trafficking, Involuntary Servitude	0	0	0	
Arrest Overview			Crimes Against Property				
Total Arrests	1		Arson	0	0	0	
Adult Arrests	1		Bribery	0	0	0	
Juvenile Arrests	0		Burglary/Breaking & Entering	0	0	0	
Unknown Age	0		Counterfeiting/Forgery	0	0	0	
Arrests per 100,000 population	N/A		Destruction/Damage/Vandalism of Property	0	0	0	
			Embezzlement	0	0	0	
			Extortion/Blackmail	0	0	0	
			False Pretenses/Swindle/Confidence Game	5	1	0	
			Credit Card/Automatic Teller Fraud	0	0	0	
			Impersonation	0	0	0	
Group B Arrests			Welfare Fraud	0	0	0	
Offense	Adult	Juvenile	Wire Fraud	0	0	0	
Bad Checks	0	0	Identity Theft	0	0	0	
Curfew/Loitering/Vagrancy Violations	0	0	Hacking/Computer Invasion	0	0	0	
Disorderly Conduct	0	0	Robbery	0	0	0	
Driving Under the Influence	0	0	Pocket-picking	0	0	0	
Drunkenness	0	0	Purse-snatching	0	0	0	
Family Offenses (Nonviolent)	0	0	Shoplifting	0	0	0	
Liquor Law Violations	0	0	Theft From Building	0	0	0	
Peeping Tom	0	0	Theft From Coin Operated Machine or Device	0	0	0	
Trespass of Real Property	0	0	Theft From Motor Vehicle	0	0	0	
All Other Offenses	0	0	Theft of Motor Vehicle Parts/Accessories	0	0	0	
Total Group B	0	0	All Other Larceny	0	0	0	
			Motor Vehicle Theft	0	0	0	
			Stolen Property Offenses	0	0	0	
			Crimes Against Society				
			Drug/Narcotic Violations	0	0	0	
			Drug Equipment Violations	0	0	0	
			Betting/Wagering	0	0	0	
			Operating/Promoting/Assisting Gambling	0	0	0	
			Gambling Equipment Violations	0	0	0	
			Sports Tampering	0	0	0	
			Pornography/Obscene Material	0	0	0	
			Prostitution	0	0	0	
			Assisting or Promoting Prostitution	0	0	0	
			Purchasing Prostitution	0	0	0	
			Weapon Law Violations	3	0	0	
			Animal Cruelty	0	0	0	
			Total Group A Offenses	9	1		

(*) Offenses are counted using the FBI Units of Count for Crime

(**) The 'Arrests' column shows arrests made for incidents during the selected period, regardless of arrest date. Arrest counts for the same period may change over time.

State Police - Nottoway CO - VA067SP00 - NIBRS Agency Crime Overview - 2020

2020 Population Estimate			N/A	Offenses (*)	Arrests (**)	
				Reported	Adult	Juvenile
Law Enforcement Employees						
Sworn Male		0	Murder and Nonnegligent Manslaughter	0	0	0
Sworn Female		0	Negligent Manslaughter	1	0	0
Civilian Male		0	Kidnapping/Abduction	0	0	0
Civilian Female		0	Forcible Rape	0	0	0
Total:		0	Forcible Sodomy	0	0	0
			Sexual Assault With An Object	0	0	0
			Forcible Fondling	0	0	0
			Incest	0	0	0
Incident Total		22	Statutory Rape	0	0	0
Offense Total		24	Aggravated Assault	0	0	0
Group A Crimes per 100,000 population		N/A	Simple Assault	2	1	0
			Intimidation	0	0	0
			Human Trafficking, Commercial Sex Acts	0	0	0
			Human Trafficking, Involuntary Servitude	0	0	0
Arrest Overview						
Total Arrests		9	Crimes Against Property			
Adult Arrests		9	Arson	1	0	0
Juvenile Arrests		0	Bribery	0	0	0
Unknown Age		0	Burglary/Breaking & Entering	0	0	0
Arrests per 100,000 population		N/A	Counterfeiting/Forgery	2	1	0
			Destruction/Damage/Vandalism of Property	0	0	0
			Embezzlement	0	0	0
			Extortion/Blackmail	0	0	0
			False Pretenses/Swindle/Confidence Game	1	0	0
			Credit Card/Automatic Teller Fraud	0	0	0
			Impersonation	0	0	0
			Welfare Fraud	0	0	0
			Wire Fraud	0	0	0
			Identity Theft	0	0	0
			Hacking/Computer Invasion	0	0	0
			Robbery	0	0	0
			Pocket-picking	0	0	0
			Purse-snatching	0	0	0
			Shoplifting	0	0	0
			Theft From Building	0	0	0
			Theft From Coin Operated Machine or Device	0	0	0
			Theft From Motor Vehicle	0	0	0
			Theft of Motor Vehicle Parts/Accessories	0	0	0
			All Other Larceny	1	0	0
			Motor Vehicle Theft	0	0	0
			Stolen Property Offenses	0	0	0
			Crimes Against Society			
			Drug/Narcotic Violations	12	1	0
			Drug Equipment Violations	0	0	0
			Betting/Wagering	0	0	0
			Operating/Promoting/Assisting Gambling	0	0	0
			Gambling Equipment Violations	0	0	0
			Sports Tampering	0	0	0
			Pornography/Obscene Material	1	0	0
			Prostitution	0	0	0
			Assisting or Promoting Prostitution	0	0	0
			Purchasing Prostitution	0	0	0
			Weapon Law Violations	3	0	0
			Animal Cruelty	0	0	0
			Total Group A Offenses	24	3	0

(*) Offenses are counted using the FBI Units of Count for Crime

(**) The 'Arrests' column shows arrests made for incidents during the selected period, regardless of arrest date. Arrest counts for the same period may change over time.

State Police - Orange CO - VA068SP00 - NIBRS Agency Crime Overview - 2020

2020 Population Estimate			N/A	Offenses (*)		Arrests (**)			
				Group A Offenses	Reported	Adult	Juvenile		
Law Enforcement Employees			Crimes Against Persons						
Sworn Male	0		Murder and Nonnegligent Manslaughter		0	0	0		
Sworn Female	0		Negligent Manslaughter		0	0	0		
Civilian Male	0		Kidnapping/Abduction		0	0	0		
Civilian Female	0		Forcible Rape		0	0	0		
Total:	0		Forcible Sodomy		1	0	0		
Offense Overview			Sexual Assault With An Object		0	0	0		
			Forcible Fondling		0	0	0		
			Incest		0	0	0		
Incident Total	69		Statutory Rape		0	0	0		
Offense Total	73		Aggravated Assault		3	2	0		
Group A Crimes per 100,000 population	N/A		Simple Assault		4	0	0		
			Intimidation		0	0	0		
			Human Trafficking, Commercial Sex Acts		0	0	0		
			Human Trafficking, Involuntary Servitude		0	0	0		
Arrest Overview			Crimes Against Property						
Total Arrests	25		Arson		2	0	0		
Adult Arrests	25		Bribery		0	0	0		
Juvenile Arrests	0		Burglary/Breaking & Entering		0	0	0		
Unknown Age	0		Counterfeiting/Forgery		0	0	0		
Arrests per 100,000 population	N/A		Destruction/Damage/Vandalism of Property		0	0	0		
			Embezzlement		1	0	0		
			Extortion/Blackmail		0	0	0		
			False Pretenses/Swindle/Confidence Game		9	0	0		
			Credit Card/Automatic Teller Fraud		1	0	0		
			Impersonation		0	0	0		
			Welfare Fraud		0	0	0		
			Wire Fraud		0	0	0		
			Identity Theft		0	0	0		
			Hacking/Computer Invasion		0	0	0		
Group B Arrests									
Offense	Adult	Juvenile	Robbery		0	0	0		
Bad Checks	0	0	Pocket-picking		0	0	0		
Curfew/Loitering/Vagrancy Violations	0	0	Purse-snatching		0	0	0		
Disorderly Conduct	0	0	Shoplifting		0	0	0		
Driving Under the Influence	12	0	Theft From Building		0	0	0		
Drunkenness	0	0	Theft From Coin Operated Machine or Device		0	0	0		
Family Offenses (Nonviolent)	0	0	Theft From Motor Vehicle		0	0	0		
Liquor Law Violations	0	0	Theft of Motor Vehicle Parts/Accessories		0	0	0		
Peeping Tom	0	0	All Other Larceny		0	0	0		
Trespass of Real Property	0	0	Motor Vehicle Theft		0	0	0		
All Other Offenses	2	0	Stolen Property Offenses		1	0	0		
Total Group B			14	0	Crimes Against Society				
					Drug/Narcotic Violations	46	9	0	
					Drug Equipment Violations	1	0	0	
					Betting/Wagering	0	0	0	
					Operating/Promoting/Assisting Gambling	0	0	0	
					Gambling Equipment Violations	0	0	0	
					Sports Tampering	0	0	0	
					Pornography/Obscene Material	1	0	0	
					Prostitution	0	0	0	
					Assisting or Promoting Prostitution	0	0	0	
					Purchasing Prostitution	0	0	0	
					Weapon Law Violations	3	0	0	
					Animal Cruelty	0	0	0	
					Total Group A Offenses	73	11	0	

(*) Offenses are counted using the FBI Units of Count for Crime

(**) The 'Arrests' column shows arrests made for incidents during the selected period, regardless of arrest date. Arrest counts for the same period may change over time.

2020 Population Estimate		N/A	Offenses (*)	Arrests (**)	
			Reported	Adult	Juvenile
Law Enforcement Employees			Group A Offenses		
			Crimes Against Persons		
Sworn Male	0		Murder and Nonnegligent Manslaughter	0	0
Sworn Female	0		Negligent Manslaughter	2	1
Civilian Male	0		Kidnapping/Abduction	0	0
Civilian Female	0		Forcible Rape	0	0
	0		Forcible Sodomy	0	0
Total:	0		Sexual Assault With An Object	1	0
			Forcible Fondling	1	0
			Incest	0	0
Incident Total	64		Statutory Rape	0	0
Offense Total	69		Aggravated Assault	0	0
Group A Crimes per 100,000 population	N/A		Simple Assault	1	1
			Intimidation	0	0
			Human Trafficking, Commercial Sex Acts	0	0
			Human Trafficking, Involuntary Servitude	0	0
			Crimes Against Property		
Total Arrests	24		Arson	1	0
Adult Arrests	24		Bribery	0	0
Juvenile Arrests	0		Burglary/Breaking & Entering	0	0
Unknown Age	0		Counterfeiting/Forgery	1	1
Arrests per 100,000 population	N/A		Destruction/Damage/Vandalism of Property	0	0
			Embezzlement	0	0
			Extortion/Blackmail	0	0
			False Pretenses/Swindle/Confidence Game	2	0
			Credit Card/Automatic Teller Fraud	0	0
			Impersonation	0	0
			Welfare Fraud	0	0
			Wire Fraud	0	0
			Identity Theft	0	0
			Hacking/Computer Invasion	0	0
			Robbery	0	0
			Pocket-picking	0	0
			Purse-snatching	0	0
			Shoplifting	0	0
			Theft From Building	0	0
			Theft From Coin Operated Machine or Device	0	0
			Theft From Motor Vehicle	0	0
			Theft of Motor Vehicle Parts/Accessories	0	0
			All Other Larceny	1	1
			Motor Vehicle Theft	0	0
			Stolen Property Offenses	0	0
			Crimes Against Society		
			Drug/Narcotic Violations	53	10
			Drug Equipment Violations	1	0
			Betting/Wagering	0	0
			Operating/Promoting/Assisting Gambling	0	0
			Gambling Equipment Violations	0	0
			Sports Tampering	0	0
			Pornography/Obscene Material	1	0
			Prostitution	0	0
			Assisting or Promoting Prostitution	0	0
			Purchasing Prostitution	0	0
			Weapon Law Violations	4	1
			Animal Cruelty	0	0
			Total Group A Offenses	69	15
					0
Group B Arrests					
Offense	Adult	Juvenile			
Bad Checks	0	0			
Curfew/Loitering/Vagrancy Violations	0	0			
Disorderly Conduct	0	0			
Driving Under the Influence	6	0			
Drunkenness	0	0			
Family Offenses (Nonviolent)	0	0			
Liquor Law Violations	0	0			
Peeping Tom	0	0			
Trespass of Real Property	0	0			
All Other Offenses	3	0			
Total Group B	9	0			

(*) Offenses are counted using the FBI Units of Count for Crime

(**) The 'Arrests' column shows arrests made for incidents during the selected period, regardless of arrest date. Arrest counts for the same period may change over time.

State Police - Patrick CO - VA07OSP00 - NIBRS Agency Crime Overview - 2020

2020 Population Estimate			N/A	Offenses (*)		Arrests (**)	
				Reported	Adult	Juvenile	
Law Enforcement Employees			Group A Offenses				
			Crimes Against Persons				
Sworn Male	0		Murder and Nonnegligent Manslaughter		0	0	0
Sworn Female	0		Negligent Manslaughter		1	1	0
Civilian Male	0		Kidnapping/Abduction		0	0	0
Civilian Female	0		Forcible Rape		0	0	0
Total:	0		Forcible Sodomy		0	0	0
			Sexual Assault With An Object		0	0	0
			Forcible Fondling		1	0	0
			Incest		0	0	0
Incident Total	18		Statutory Rape		0	0	0
Offense Total	20		Aggravated Assault		2	0	0
Group A Crimes per 100,000 population	N/A		Simple Assault		1	0	0
			Intimidation		0	0	0
			Human Trafficking, Commercial Sex Acts		0	0	0
			Human Trafficking, Involuntary Servitude		0	0	0
Arrest Overview				Crimes Against Property			
Total Arrests	10		Arson		0	0	0
Adult Arrests	10		Bribery		0	0	0
Juvenile Arrests	0		Burglary/Breaking & Entering		0	0	0
Unknown Age	0		Counterfeiting/Forgery		0	0	0
Arrests per 100,000 population	N/A		Destruction/Damage/Vandalism of Property		0	0	0
			Embezzlement		0	0	0
			Extortion/Blackmail		0	0	0
			False Pretenses/Swindle/Confidence Game		8	0	0
			Credit Card/Automatic Teller Fraud		0	0	0
			Impersonation		0	0	0
			Welfare Fraud		0	0	0
			Wire Fraud		0	0	0
			Identity Theft		0	0	0
			Hacking/Computer Invasion		1	0	0
			Robbery		0	0	0
			Pocket-picking		0	0	0
			Purse-snatching		0	0	0
			Shoplifting		0	0	0
	Theft From Building		0	0	0		
	Theft From Coin Operated Machine or Device		0	0	0		
	Theft From Motor Vehicle		0	0	0		
	Theft of Motor Vehicle Parts/Accessories		0	0	0		
	All Other Larceny		0	0	0		
	Motor Vehicle Theft		0	0	0		
	Stolen Property Offenses		0	0	0		
			Crimes Against Society				
			Drug/Narcotic Violations		4	0	0
			Drug Equipment Violations		0	0	0
			Betting/Wagering		0	0	0
			Operating/Promoting/Assisting Gambling		0	0	0
			Gambling Equipment Violations		0	0	0
			Sports Tampering		0	0	0
			Pornography/Obscene Material		0	0	0
			Prostitution		0	0	0
			Assisting or Promoting Prostitution		0	0	0
			Purchasing Prostitution		0	0	0
			Weapon Law Violations		2	0	0
			Animal Cruelty		0	0	0
			Total Group A Offenses		20	1	
Group B Arrests							
Offense	Adult	Juvenile					
Bad Checks	0	0	Hacking/Computer Invasion				
Curfew/Loitering/Vagrancy Violations	0	0	Robbery				
Disorderly Conduct	0	0	Pocket-picking				
Driving Under the Influence	5	0	Purse-snatching				
Drunkenness	1	0	Shoplifting				
Family Offenses (Nonviolent)	0	0	Theft From Building				
Liquor Law Violations	0	0	Theft From Coin Operated Machine or Device				
Peeping Tom	0	0	Theft From Motor Vehicle				
Trespass of Real Property	0	0	Theft of Motor Vehicle Parts/Accessories				
All Other Offenses	3	0	All Other Larceny				
Total Group B	9	0	Motor Vehicle Theft				
			Stolen Property Offenses				
			Crimes Against Society				
			Drug/Narcotic Violations				
			Drug Equipment Violations				
			Betting/Wagering				
			Operating/Promoting/Assisting Gambling				
			Gambling Equipment Violations				
			Sports Tampering				
			Pornography/Obscene Material				
			Prostitution				
			Assisting or Promoting Prostitution				
			Purchasing Prostitution				
			Weapon Law Violations				
			Animal Cruelty				
			Total Group A Offenses				

(*) Offenses are counted using the FBI Units of Count for Crime

(**) The 'Arrests' column shows arrests made for incidents during the selected period, regardless of arrest date. Arrest counts for the same period may change over time.

State Police - Petersburg - VA119SP00 - NIBRS Agency Crime Overview - 2020

2020 Population Estimate			N/A	Offenses (*)		Arrests (**)	
				Group A Offenses	Reported	Adult	Juvenile
Law Enforcement Employees			Crimes Against Persons				
Sworn Male	0		Murder and Nonnegligent Manslaughter		1	0	0
Sworn Female	0		Negligent Manslaughter		0	0	0
Civilian Male	0		Kidnapping/Abduction		2	0	0
Civilian Female	0		Forcible Rape		0	0	0
Total:	0		Forcible Sodomy		0	0	0
			Sexual Assault With An Object		0	0	0
			Forcible Fondling		1	0	0
Offense Overview			Incest		0	0	0
Incident Total	38		Statutory Rape		0	0	0
Offense Total	49		Aggravated Assault		3	0	0
Group A Crimes per 100,000 population	N/A		Simple Assault		2	1	0
			Intimidation		2	0	0
			Human Trafficking, Commercial Sex Acts		0	0	0
			Human Trafficking, Involuntary Servitude		0	0	0
Arrest Overview			Crimes Against Property				
Total Arrests	23		Arson		0	0	0
Adult Arrests	23		Bribery		0	0	0
Juvenile Arrests	0		Burglary/Breaking & Entering		0	0	0
Unknown Age	0		Counterfeiting/Forgery		3	2	0
Arrests per 100,000 population	N/A		Destruction/Damage/Vandalism of Property		0	0	0
			Embezzlement		0	0	0
			Extortion/Blackmail		0	0	0
			False Pretenses/Swindle/Confidence Game		18	4	0
			Credit Card/Automatic Teller Fraud		0	0	0
			Impersonation		2	1	0
			Welfare Fraud		0	0	0
			Wire Fraud		0	0	0
			Identity Theft		0	0	0
			Hacking/Computer Invasion		0	0	0
			Robbery		0	0	0
			Pocket-picking		0	0	0
			Purse-snatching		0	0	0
			Shoplifting		0	0	0
			Theft From Building		0	0	0
			Theft From Coin Operated Machine or Device		0	0	0
			Theft From Motor Vehicle		0	0	0
			Theft of Motor Vehicle Parts/Accessories		0	0	0
			All Other Larceny		2	0	0
			Motor Vehicle Theft		0	0	0
			Stolen Property Offenses		1	0	0
			Crimes Against Society				
			Drug/Narcotic Violations		7	2	0
			Drug Equipment Violations		1	0	0
			Betting/Wagering		0	0	0
			Operating/Promoting/Assisting Gambling		0	0	0
			Gambling Equipment Violations		0	0	0
			Sports Tampering		0	0	0
			Pornography/Obscene Material		0	0	0
			Prostitution		0	0	0
			Assisting or Promoting Prostitution		0	0	0
			Purchasing Prostitution		0	0	0
			Weapon Law Violations		4	2	0
			Animal Cruelty		0	0	0
			Total Group A Offenses		49	12	0

(*) Offenses are counted using the FBI Units of Count for Crime

(**) The 'Arrests' column shows arrests made for incidents during the selected period, regardless of arrest date. Arrest counts for the same period may change over time.

State Police - Pittsylvania CO - VA071SP00 - NIBRS Agency Crime Overview - 2020

2020 Population Estimate			N/A	Offenses (*)	Arrests (**)	
				Reported	Adult	Juvenile
Law Enforcement Employees						
Sworn Male		0	Murder and Nonnegligent Manslaughter	1	0	0
Sworn Female		0	Negligent Manslaughter	0	0	0
Civilian Male		0	Kidnapping/Abduction	0	0	0
Civilian Female		0	Forcible Rape	0	0	0
Total:		0	Forcible Sodomy	0	0	0
			Sexual Assault With An Object	0	0	0
			Forcible Fondling	0	0	0
			Incest	0	0	0
Incident Total		106	Statutory Rape	0	0	0
Offense Total		122	Aggravated Assault	8	2	0
Group A Crimes per 100,000 population		N/A	Simple Assault	2	1	0
			Intimidation	1	0	0
			Human Trafficking, Commercial Sex Acts	0	0	0
			Human Trafficking, Involuntary Servitude	1	1	0
Arrest Overview			Crimes Against Property			
Total Arrests		58	Arson	0	0	0
Adult Arrests		58	Bribery	0	0	0
Juvenile Arrests		0	Burglary/Breaking & Entering	0	0	0
Unknown Age		0	Counterfeiting/Forgery	2	0	0
Arrests per 100,000 population		N/A	Destruction/Damage/Vandalism of Property	4	1	0
			Embezzlement	0	0	0
			Extortion/Blackmail	0	0	0
			False Pretenses/Swindle/Confidence Game	31	1	0
			Credit Card/Automatic Teller Fraud	0	0	0
			Impersonation	0	0	0
Group B Arrests			Welfare Fraud	0	0	0
Offense	Adult	Juvenile	Wire Fraud	0	0	0
Bad Checks	0	0	Identity Theft	0	0	0
Curfew/Loitering/Vagrancy Violations	0	0	Hacking/Computer Invasion	0	0	0
Disorderly Conduct	1	0	Robbery	0	0	0
Driving Under the Influence	28	0	Pocket-picking	0	0	0
Drunkenness	3	0	Purse-snatching	0	0	0
Family Offenses (Nonviolent)	0	0	Shoplifting	0	0	0
Liquor Law Violations	1	0	Theft From Building	0	0	0
Loitering Tom	0	0	Theft From Coin Operated Machine or Device	0	0	0
Respass of Real Property	0	0	Theft From Motor Vehicle	0	0	0
All Other Offenses	14	0	Theft of Motor Vehicle Parts/Accessories	0	0	0
Total Group B	47	0	All Other Larceny	3	1	0
			Motor Vehicle Theft	21	0	0
			Stolen Property Offenses	0	0	0
			Crimes Against Society			
			Drug/Narcotic Violations	38	3	0
			Drug Equipment Violations	1	0	0
			Betting/Wagering	0	0	0
			Operating/Promoting/Assisting Gambling	0	0	0
			Gambling Equipment Violations	0	0	0
			Sports Tampering	0	0	0
			Pornography/Obscene Material	0	0	0
			Prostitution	0	0	0
			Assisting or Promoting Prostitution	0	0	0
			Purchasing Prostitution	0	0	0
			Weapon Law Violations	9	1	0
			Animal Cruelty	0	0	0
			Total Group A Offenses	122	11	0

(*) Offenses are counted using the FBI Units of Count for Crime

(**) The 'Arrests' column shows arrests made for incidents during the selected period, regardless of arrest date. Arrest counts for the same period may change over time.

State Police - Poquoson - VA098S100 - NIBRS Agency Crime Overview - 2020

2020 Population Estimate			N/A	Offenses (*)	Arrests (**)	
				Reported	Adult	Juvenile
Law Enforcement Employees						
Sworn Male	0		Murder and Nonnegligent Manslaughter	0	0	0
Sworn Female	0		Negligent Manslaughter	0	0	0
Civilian Male	0		Kidnapping/Abduction	0	0	0
Civilian Female	0		Forcible Rape	0	0	0
Total:	0		Forcible Sodomy	0	0	0
			Sexual Assault With An Object	0	0	0
			Forcible Fondling	0	0	0
			Incest	0	0	0
Incident Total	13		Statutory Rape	0	0	0
Offense Total	13		Aggravated Assault	0	0	0
Group A Crimes per 100,000 population	N/A		Simple Assault	0	0	0
			Intimidation	0	0	0
			Human Trafficking, Commercial Sex Acts	0	0	0
			Human Trafficking, Involuntary Servitude	0	0	0
Arrest Overview			Crimes Against Property			
Total Arrests	3		Arson	0	0	0
Adult Arrests	3		Bribery	0	0	0
Juvenile Arrests	0		Burglary/Breaking & Entering	0	0	0
Unknown Age	0		Counterfeiting/Forgery	0	0	0
Arrests per 100,000 population	N/A		Destruction/Damage/Vandalism of Property	0	0	0
			Embezzlement	0	0	0
			Extortion/Blackmail	0	0	0
			False Pretenses/Swindle/Confidence Game	1	0	0
			Credit Card/Automatic Teller Fraud	0	0	0
			Impersonation	0	0	0
Group B Arrests			Welfare Fraud	0	0	0
Offense	Adult	Juvenile	Wire Fraud	0	0	0
Bad Checks	0	0	Identity Theft	0	0	0
Curfew/Loitering/Vagrancy Violations	0	0	Hacking/Computer Invasion	0	0	0
Disorderly Conduct	0	0	Robbery	0	0	0
Driving Under the Influence	0	0	Pocket-picking	0	0	0
Drunkenness	0	0	Purse-snatching	0	0	0
Family Offenses (Nonviolent)	0	0	Shoplifting	0	0	0
Liquor Law Violations	0	0	Theft From Building	0	0	0
Loitering/Trespassing	0	0	Theft From Coin Operated Machine or Device	0	0	0
Misdemeanor Offenses	0	0	Theft From Motor Vehicle	0	0	0
Offenses	0	0	Theft of Motor Vehicle Parts/Accessories	0	0	0
Other Offenses	0	0	All Other Larceny	0	0	0
Total Group B	0	0	Motor Vehicle Theft	0	0	0
			Stolen Property Offenses	0	0	0
			Crimes Against Society			
			Drug/Narcotic Violations	12	3	0
			Drug Equipment Violations	0	0	0
			Betting/Wagering	0	0	0
			Operating/Promoting/Assisting Gambling	0	0	0
			Gambling Equipment Violations	0	0	0
			Sports Tampering	0	0	0
			Pornography/Obscene Material	0	0	0
			Prostitution	0	0	0
			Assisting or Promoting Prostitution	0	0	0
			Purchasing Prostitution	0	0	0
			Weapon Law Violations	0	0	0
			Animal Cruelty	0	0	0
			Total Group A Offenses	13	3	0

(*) Offenses are counted using the FBI Units of Count for Crime

(**) The 'Arrests' column shows arrests made for incidents during the selected period, regardless of arrest date. Arrest counts for the same period may change over time.

State Police - Portsmouth - VA120SP00 - NIBRS Agency Crime Overview - 2020

2020 Population Estimate			N/A	Offenses (*)	Arrests (**)	
				Reported	Adult	Juvenile
Law Enforcement Employees						
Sworn Male	0		Murder and Nonnegligent Manslaughter	0	0	0
Sworn Female	0		Negligent Manslaughter	0	0	0
Civilian Male	0		Kidnapping/Abduction	0	0	0
Civilian Female	0		Forcible Rape	0	0	0
Total:	0		Forcible Sodomy	0	0	0
			Sexual Assault With An Object	0	0	0
			Forcible Fondling	0	0	
Offense Overview			Incest	0	0	0
Incident Total	77		Statutory Rape	0	0	0
Offense Total	112		Aggravated Assault	9	1	0
Group A Crimes per 100,000 population	N/A		Simple Assault	3	0	1
			Intimidation	0	0	0
			Human Trafficking, Commercial Sex Acts	0	0	0
			Human Trafficking, Involuntary Servitude	0	0	0
Arrest Overview			Crimes Against Property			
Total Arrests	40		Arson	0	0	0
Adult Arrests	39		Bribery	0	0	0
Juvenile Arrests	1		Burglary/Breaking & Entering	0	0	0
Unknown Age	0		Counterfeiting/Forgery	0	0	0
Arrests per 100,000 population	N/A		Destruction/Damage/Vandalism of Property	1	1	0
			Embezzlement	0	0	0
			Extortion/Blackmail	0	0	0
			False Pretenses/Swindle/Confidence Game	62	22	0
			Credit Card/Automatic Teller Fraud	0	0	0
			Impersonation	0	0	0
Group B Arrests			Welfare Fraud	0	0	0
Offense	Adult	Juvenile	Wire Fraud	0	0	0
Bad Checks	0	0	Identity Theft	0	0	0
Curfew/Loitering/Vagrancy Violations	0	0	Hacking/Computer Invasion	0	0	0
Disorderly Conduct	0	0	Robbery	0	0	0
Driving Under the Influence	5	0	Pocket-picking	0	0	0
Drunkenness	0	0	Purse-snatching	0	0	0
Family Offenses (Nonviolent)	0	0	Shoplifting	0	0	0
Liquor Law Violations	0	0	Theft From Building	0	0	0
Loitering/Trespassing	0	0	Theft From Coin Operated Machine or Device	0	0	0
Misdemeanor Offenses	0	0	Theft From Motor Vehicle	0	0	0
Motor Vehicle Offenses	0	0	Theft of Motor Vehicle Parts/Accessories	0	0	0
Other Offenses	6	0	All Other Larceny	1	0	0
Total Group B	11	0	Motor Vehicle Theft	3	1	0
			Stolen Property Offenses	1	0	0
			Crimes Against Society			
			Drug/Narcotic Violations	3	1	0
			Drug Equipment Violations	0	0	0
			Betting/Wagering	0	0	0
			Operating/Promoting/Assisting Gambling	0	0	0
			Gambling Equipment Violations	0	0	0
			Sports Tampering	0	0	0
			Pornography/Obscene Material	0	0	0
			Prostitution	0	0	0
			Assisting or Promoting Prostitution	0	0	0
			Purchasing Prostitution	0	0	0
			Weapon Law Violations	29	2	0
			Animal Cruelty	0	0	0
			Total Group A Offenses	112	28	1

(*) Offenses are counted using the FBI Units of Count for Crime

(**) The 'Arrests' column shows arrests made for incidents during the selected period, regardless of arrest date. Arrest counts for the same period may change over time.

State Police - Powhatan CO - VA072SP00 - NIBRS Agency Crime Overview - 2020

2020 Population Estimate			N/A	Offenses (*)		Arrests (**)	
				Group A Offenses	Reported	Adult	Juvenile
Law Enforcement Employees			Crimes Against Persons				
Sworn Male		0	Murder and Nonnegligent Manslaughter		0	0	0
Sworn Female		0	Negligent Manslaughter		1	1	0
Civilian Male		0	Kidnapping/Abduction		0	0	0
Civilian Female		0	Forcible Rape		0	0	0
		0	Forcible Sodomy		0	0	0
Total:		0	Sexual Assault With An Object		0	0	0
			Forcible Fondling		0	0	0
Offense Overview			Incest		0	0	0
Incident Total		12	Statutory Rape		0	0	0
Offense Total		20	Aggravated Assault		3	0	0
Group A Crimes per 100,000 population		N/A	Simple Assault		0	0	0
			Intimidation		0	0	0
			Human Trafficking, Commercial Sex Acts		0	0	0
			Human Trafficking, Involuntary Servitude		0	0	0
Arrest Overview			Crimes Against Property				
Total Arrests		24	Arson		0	0	0
Adult Arrests		24	Bribery		0	0	0
Juvenile Arrests		0	Burglary/Breaking & Entering		1	1	0
Unknown Age		0	Counterfeiting/Forgery		2	1	0
Arrests per 100,000 population		N/A	Destruction/Damage/Vandalism of Property		1	0	0
			Embezzlement		1	0	0
			Extortion/Blackmail		0	0	0
			False Pretenses/Swindle/Confidence Game		3	0	0
			Credit Card/Automatic Teller Fraud		0	0	0
			Impersonation		1	0	0
			Welfare Fraud		0	0	0
			Wire Fraud		0	0	0
			Identity Theft		0	0	0
			Hacking/Computer Invasion		1	0	0
			Robbery		0	0	0
			Pocket-picking		0	0	0
			Purse-snatching		0	0	0
			Shoplifting		0	0	0
			Theft From Building		0	0	0
			Theft From Coin Operated Machine or Device		0	0	0
			Theft From Motor Vehicle		0	0	0
			Theft of Motor Vehicle Parts/Accessories		0	0	0
			All Other Larceny		2	1	0
			Motor Vehicle Theft		0	0	0
			Stolen Property Offenses		0	0	0
Group B Arrests							
Offense			Adult	Juvenile			
Bad Checks		0	0		Crimes Against Society		
Curfew/Loitering/Vagrancy Violations		0	0		2	0	0
Disorderly Conduct		0	0		0	0	0
Driving Under the Influence		17	0		0	0	0
Drunkenness		0	0		0	0	0
Family Offenses (Nonviolent)		0	0		0	0	0
Liquor Law Violations		0	0		0	0	0
Peeping Tom		0	0		0	0	0
Trespass of Real Property		0	0		0	0	0
All Other Offenses		3	0		0	0	0
Total Group B		20	0		0	0	0
			Crimes Against Society				
			Drug/Narcotic Violations		0	0	0
			Drug Equipment Violations		0	0	0
			Betting/Wagering		0	0	0
			Operating/Promoting/Assisting Gambling		0	0	0
			Gambling Equipment Violations		0	0	0
			Sports Tampering		0	0	0
			Pornography/Obscene Material		1	0	0
			Prostitution		0	0	0
			Assisting or Promoting Prostitution		0	0	0
			Purchasing Prostitution		0	0	0
			Weapon Law Violations		1	0	0
			Animal Cruelty		0	0	0
			Total Group A Offenses		20	4	0

(*) Offenses are counted using the FBI Units of Count for Crime

(**) The 'Arrests' column shows arrests made for incidents during the selected period, regardless of arrest date. Arrest counts for the same period may change over time.

State Police - Prince Edward CO - VA073SP00 - NIBRS Agency Crime Overview - 2020

2020 Population Estimate			N/A		Offenses (*)	Arrests (**)	
				Group A Offenses	Reported	Adult	Juvenile
Law Enforcement Employees				Crimes Against Persons			
Sworn Male		0		Murder and Nonnegligent Manslaughter	0	0	0
Sworn Female		0		Negligent Manslaughter	0	0	0
Civilian Male		0		Kidnapping/Abduction	0	0	0
Civilian Female		0		Forcible Rape	0	0	0
Total:		0		Forcible Sodomy	0	0	0
				Sexual Assault With An Object	1	0	0
				Forcible Fondling	0	0	
				Incest	0	0	0
Incident Total		85		Statutory Rape	0	0	0
Offense Total		91		Aggravated Assault	0	0	0
Group A Crimes per 100,000 population		N/A		Simple Assault	1	0	0
				Intimidation	1	0	0
				Human Trafficking, Commercial Sex Acts	0	0	0
				Human Trafficking, Involuntary Servitude	0	0	0
Arrest Overview				Crimes Against Property			
Total Arrests		23		Arson	3	0	1
Adult Arrests		21		Bribery	0	0	0
Juvenile Arrests		2		Burglary/Breaking & Entering	1	0	0
Unknown Age		0		Counterfeiting/Forgery	0	0	0
Arrests per 100,000 population		N/A		Destruction/Damage/Vandalism of Property	0	0	0
				Embezzlement	0	0	0
				Extortion/Blackmail	0	0	0
				False Pretenses/Swindle/Confidence Game	13	1	0
				Credit Card/Automatic Teller Fraud	0	0	0
				Impersonation	0	0	0
				Welfare Fraud	0	0	0
Group B Arrests				Wire Fraud	0	0	0
Offense	Adult	Juvenile		Identity Theft	0	0	0
Bad Checks	0	0		Hacking/Computer Invasion	0	0	0
Curfew/Loitering/Vagrancy Violations	0	0		Robbery	1	0	0
Disorderly Conduct	0	0		Pocket-picking	0	0	0
Driving Under the Influence	5	0		Purse-snatching	0	0	0
Drunkenness	0	0		Shoplifting	0	0	0
Family Offenses (Nonviolent)	0	0		Theft From Building	0	0	0
Liquor Law Violations	0	0		Theft From Coin Operated Machine or Device	0	0	0
Loitering/Trespassing	0	0		Theft From Motor Vehicle	0	0	0
Trespass of Real Property	0	0		Theft of Motor Vehicle Parts/Accessories	0	0	0
All Other Offenses	2	0		All Other Larceny	0	0	0
Total Group B	7	0		Motor Vehicle Theft	0	0	0
				Stolen Property Offenses	0	0	0
				Crimes Against Society			
				Drug/Narcotic Violations	61	11	0
				Drug Equipment Violations	0	0	0
				Betting/Wagering	0	0	0
				Operating/Promoting/Assisting Gambling	0	0	0
				Gambling Equipment Violations	0	0	0
				Sports Tampering	0	0	0
				Pornography/Obscene Material	1	0	0
				Prostitution	0	0	0
				Assisting or Promoting Prostitution	0	0	0
				Purchasing Prostitution	0	0	0
				Weapon Law Violations	8	2	1
				Animal Cruelty	0	0	0
				Total Group A Offenses	91	14	2

(*) Offenses are counted using the FBI Units of Count for Crime

(**) The 'Arrests' column shows arrests made for incidents during the selected period, regardless of arrest date. Arrest counts for the same period may change over time.

State Police - Prince George CO - VA074SP00 - NIBRS Agency Crime Overview - 2020

2020 Population Estimate			N/A	Offenses (*)		Arrests (**)	
				Reported	Adult	Juvenile	
Law Enforcement Employees			Group A Offenses				
			Crimes Against Persons				
Sworn Male	0		Murder and Nonnegligent Manslaughter	0	0	0	
Sworn Female	0		Negligent Manslaughter	0	0	0	
Civilian Male	0		Kidnapping/Abduction	0	0	0	
Civilian Female	0		Forcible Rape	0	0	0	
Total:	0		Forcible Sodomy	0	0	0	
			Sexual Assault With An Object	0	0	0	
			Forcible Fondling	0	0	0	
Offense Overview			Incest	0	0	0	
Incident Total	20		Statutory Rape	0	0	0	
Offense Total	28		Aggravated Assault	4	1	0	
Group A Crimes per 100,000 population	N/A		Simple Assault	1	1	0	
			Intimidation	1	1	0	
			Human Trafficking, Commercial Sex Acts	0	0	0	
			Human Trafficking, Involuntary Servitude	0	0	0	
Arrest Overview			Crimes Against Property				
Total Arrests	21		Arson	1	0	0	
Adult Arrests	21		Bribery	0	0	0	
Juvenile Arrests	0		Burglary/Breaking & Entering	0	0	0	
Unknown Age	0		Counterfeiting/Forgery	1	1	0	
Arrests per 100,000 population	N/A		Destruction/Damage/Vandalism of Property	0	0	0	
			Embezzlement	0	0	0	
			Extortion/Blackmail	0	0	0	
			False Pretenses/Swindle/Confidence Game	5	3	0	
			Credit Card/Automatic Teller Fraud	0	0	0	
			Impersonation	0	0	0	
			Welfare Fraud	0	0	0	
			Wire Fraud	0	0	0	
			Identity Theft	1	0	0	
			Hacking/Computer Invasion	0	0	0	
			Robbery	0	0	0	
			Pocket-picking	0	0	0	
			Purse-snatching	0	0	0	
			Shoplifting	0	0	0	
			Theft From Building	0	0	0	
			Theft From Coin Operated Machine or Device	0	0	0	
			Theft From Motor Vehicle	0	0	0	
			Theft of Motor Vehicle Parts/Accessories	0	0	0	
			All Other Larceny	0	0	0	
			Motor Vehicle Theft	0	0	0	
			Stolen Property Offenses	1	1	0	
			Crimes Against Society				
			Drug/Narcotic Violations	9	3	0	
			Drug Equipment Violations	0	0	0	
			Betting/Wagering	0	0	0	
			Operating/Promoting/Assisting Gambling	0	0	0	
			Gambling Equipment Violations	0	0	0	
			Sports Tampering	0	0	0	
			Pornography/Obscene Material	0	0	0	
			Prostitution	0	0	0	
			Assisting or Promoting Prostitution	0	0	0	
			Purchasing Prostitution	0	0	0	
			Weapon Law Violations	4	0	0	
			Animal Cruelty	0	0	0	
			Total Group A Offenses	28	11		
Group B Arrests							
Offense	Adult	Juvenile					
Bad Checks	0	0					
Curfew/Loitering/Vagrancy Violations	0	0					
Disorderly Conduct	0	0					
Driving Under the Influence	6	0					
Drunkenness	0	0					
Family Offenses (Nonviolent)	0	0					
Liquor Law Violations	0	0					
Peeping Tom	0	0					
Trespass of Real Property	0	0					
All Other Offenses	4	0					
Total Group B	10	0					

(*) Offenses are counted using the FBI Units of Count for Crime

(**) The 'Arrests' column shows arrests made for incidents during the selected period, regardless of arrest date. Arrest counts for the same period may change over time.

State Police - Prince William CO - VA075SP00 - NIBRS Agency Crime Overview - 2020

2020 Population Estimate			N/A	Offenses (*)	Arrests (**)	
				Reported	Adult	Juvenile
Law Enforcement Employees						
			Group A Offenses			
			Crimes Against Persons			
Sworn Male		0	Murder and Nonnegligent Manslaughter	0	0	0
Sworn Female		0	Negligent Manslaughter	0	0	0
Civilian Male		0	Kidnapping/Abduction	0	0	0
Civilian Female		0	Forcible Rape	0	0	0
Total:		0	Forcible Sodomy	0	0	0
			Sexual Assault With An Object	0	0	0
			Forcible Fondling	1	0	0
Offense Overview			Incest	0	0	0
Incident Total		238	Statutory Rape	0	0	0
Offense Total		266	Aggravated Assault	9	4	1
Group A Crimes per 100,000 population		N/A	Simple Assault	14	7	1
			Intimidation	1	0	0
			Human Trafficking, Commercial Sex Acts	0	0	0
			Human Trafficking, Involuntary Servitude	0	0	0
Arrest Overview			Crimes Against Property			
Total Arrests		250	Arson	1	0	0
Adult Arrests		244	Bribery	2	1	0
Juvenile Arrests		5	Burglary/Breaking & Entering	0	0	0
Unknown Age		1	Counterfeiting/Forgery	2	2	0
Arrests per 100,000 population		N/A	Destruction/Damage/Vandalism of Property	5	1	0
			Embezzlement	0	0	0
			Extortion/Blackmail	0	0	0
			False Pretenses/Swindle/Confidence Game	93	20	0
			Credit Card/Automatic Teller Fraud	1	0	0
			Impersonation	10	1	0
Group B Arrests			Welfare Fraud	0	0	0
			Wire Fraud	0	0	0
Offense	Adult	Juvenile	Identity Theft	2	1	0
Bad Checks	0	0	Hacking/Computer Invasion	0	0	0
Curfew/Loitering/Vagrancy Violations	0	0	Robbery	0	0	0
Disorderly Conduct	16	1	Pocket-picking	0	0	0
Driving Under the Influence	71	0	Purse-snatching	0	0	0
Drunkenness	5	0	Shoplifting	0	0	0
Family Offenses (Nonviolent)	0	0	Theft From Building	0	0	0
Liquor Law Violations	2	0	Theft From Coin Operated Machine or Device	0	0	0
Loitering Tom	0	0	Theft From Motor Vehicle	0	0	0
Respass of Real Property	0	0	Theft of Motor Vehicle Parts/Accessories	0	0	0
All Other Offenses	49	1	All Other Larceny	9	2	0
Total Group B	143	2	Motor Vehicle Theft	8	2	0
			Stolen Property Offenses	7	3	0
			Crimes Against Society			
			Drug/Narcotic Violations	67	49	1
			Drug Equipment Violations	8	3	0
			Betting/Wagering	0	0	0
			Operating/Promoting/Assisting Gambling	0	0	0
			Gambling Equipment Violations	0	0	0
			Sports Tampering	0	0	0
			Pornography/Obscene Material	6	1	0
			Prostitution	0	0	0
			Assisting or Promoting Prostitution	0	0	0
			Purchasing Prostitution	0	0	0
			Weapon Law Violations	20	4	0
			Animal Cruelty	0	0	0
			Total Group A Offenses	266	101	3

(*) Offenses are counted using the FBI Units of Count for Crime

(**) The 'Arrests' column shows arrests made for incidents during the selected period, regardless of arrest date. Arrest counts for the same period may change over time.

State Police - Pulaski CO - VA077SP00 - NIBRS Agency Crime Overview - 2020

2020 Population Estimate			N/A	Offenses (*)		Arrests (**)	
				Group A Offenses	Reported	Adult	Juvenile
Law Enforcement Employees				Crimes Against Persons			
Sworn Male		0		Murder and Nonnegligent Manslaughter	0	0	0
Sworn Female		0		Negligent Manslaughter	0	0	0
Civilian Male		0		Kidnapping/Abduction	0	0	0
Civilian Female		0		Forcible Rape	1	0	0
		0		Forcible Sodomy	0	0	0
Total:		0		Sexual Assault With An Object	1	0	0
				Forcible Fondling	2	0	0
Offense Overview				Incest	0	0	0
Incident Total		88		Statutory Rape	0	0	0
Offense Total		108		Aggravated Assault	5	1	0
Group A Crimes per 100,000 population		N/A		Simple Assault	1	1	0
				Intimidation	0	0	0
				Human Trafficking, Commercial Sex Acts	0	0	0
				Human Trafficking, Involuntary Servitude	0	0	0
Arrest Overview				Crimes Against Property			
Total Arrests		36		Arson	0	0	0
Adult Arrests		36		Bribery	0	0	0
Juvenile Arrests		0		Burglary/Breaking & Entering	1	0	0
Unknown Age		0		Counterfeiting/Forgery	4	0	0
Arrests per 100,000 population		N/A		Destruction/Damage/Vandalism of Property	4	0	0
				Embezzlement	0	0	0
				Extortion/Blackmail	0	0	0
				False Pretenses/Swindle/Confidence Game	35	13	0
				Credit Card/Automatic Teller Fraud	0	0	0
				Impersonation	1	0	0
Group B Arrests				Welfare Fraud	0	0	0
Offense	Adult	Juvenile		Wire Fraud	0	0	0
Bad Checks	0	0		Identity Theft	5	0	0
Curfew/Loitering/Vagrancy Violations	0	0		Hacking/Computer Invasion	0	0	0
Disorderly Conduct	1	0		Robbery	0	0	0
Driving Under the Influence	4	0		Pocket-picking	0	0	0
Drunkenness	0	0		Purse-snatching	0	0	0
Family Offenses (Nonviolent)	0	0		Shoplifting	1	0	0
Liquor Law Violations	1	0		Theft From Building	0	0	0
Peeping Tom	0	0		Theft From Coin Operated Machine or Device	0	0	0
Trespass of Real Property	0	0		Theft From Motor Vehicle	0	0	0
All Other Offenses	10	0		Theft of Motor Vehicle Parts/Accessories	0	0	0
Total Group B	16	0		All Other Larceny	4	1	0
				Motor Vehicle Theft	3	1	0
				Stolen Property Offenses	2	1	0
				Crimes Against Society			
				Drug/Narcotic Violations	16	2	0
				Drug Equipment Violations	1	0	0
				Betting/Wagering	0	0	0
				Operating/Promoting/Assisting Gambling	0	0	0
				Gambling Equipment Violations	0	0	0
				Sports Tampering	0	0	0
				Pornography/Obscene Material	8	0	0
				Prostitution	0	0	0
				Assisting or Promoting Prostitution	0	0	0
				Purchasing Prostitution	1	0	0
				Weapon Law Violations	12	0	0
				Animal Cruelty	0	0	0
				Total Group A Offenses	108	20	0

(*) Offenses are counted using the FBI Units of Count for Crime

(**) The 'Arrests' column shows arrests made for incidents during the selected period, regardless of arrest date. Arrest counts for the same period may change over time.

State Police - Radford - VA121SP00 - NIBRS Agency Crime Overview - 2020

2020 Population Estimate			N/A	Offenses (*)	Arrests (**)	
				Reported	Adult	Juvenile
Law Enforcement Employees				Crimes Against Persons		
Sworn Male		0	Murder and Nonnegligent Manslaughter	0	0	0
Sworn Female		0	Negligent Manslaughter	0	0	0
Civilian Male		0	Kidnapping/Abduction	0	0	0
Civilian Female		0	Forcible Rape	0	0	0
Total:		0	Forcible Sodomy	0	0	0
			Sexual Assault With An Object	0	0	0
			Forcible Fondling	0	0	0
			Incest	0	0	0
Incident Total		3	Statutory Rape	0	0	0
Offense Total		3	Aggravated Assault	0	0	0
Group A Crimes per 100,000 population		N/A	Simple Assault	0	0	0
			Intimidation	0	0	0
			Human Trafficking, Commercial Sex Acts	0	0	0
			Human Trafficking, Involuntary Servitude	0	0	0
Arrest Overview				Crimes Against Property		
Total Arrests		3	Arson	0	0	0
Adult Arrests		3	Bribery	0	0	0
Juvenile Arrests		0	Burglary/Breaking & Entering	0	0	0
Unknown Age		0	Counterfeiting/Forgery	0	0	0
Arrests per 100,000 population		N/A	Destruction/Damage/Vandalism of Property	0	0	0
			Embezzlement	0	0	0
			Extortion/Blackmail	0	0	0
			False Pretenses/Swindle/Confidence Game	1	0	0
			Credit Card/Automatic Teller Fraud	0	0	0
			Impersonation	0	0	0
Group B Arrests				Welfare Fraud	0	0
Offense	Adult	Juvenile		Wire Fraud	0	0
Bad Checks	0	0		Identity Theft	0	0
Curfew/Loitering/Vagrancy Violations	0	0		Hacking/Computer Invasion	0	0
Disorderly Conduct	0	0		Robbery	0	0
Driving Under the Influence	0	0		Pocket-picking	0	0
Drunkenness	0	0		Purse-snatching	0	0
Family Offenses (Nonviolent)	0	0		Shoplifting	0	0
Liquor Law Violations	0	0		Theft From Building	0	0
Loitering/Trespassing	0	0		Theft From Coin Operated Machine or Device	0	0
Respass of Real Property	0	0		Theft From Motor Vehicle	0	0
All Other Offenses	3	0		Theft of Motor Vehicle Parts/Accessories	0	0
Total Group B	3	0		All Other Larceny	0	0
				Motor Vehicle Theft	0	0
				Stolen Property Offenses	0	0
				Crimes Against Society		
				Drug/Narcotic Violations	1	0
				Drug Equipment Violations	1	0
				Betting/Wagering	0	0
				Operating/Promoting/Assisting Gambling	0	0
				Gambling Equipment Violations	0	0
				Sports Tampering	0	0
				Pornography/Obscene Material	0	0
				Prostitution	0	0
				Assisting or Promoting Prostitution	0	0
				Purchasing Prostitution	0	0
				Weapon Law Violations	0	0
				Animal Cruelty	0	0
				Total Group A Offenses	3	0

(*) Offenses are counted using the FBI Units of Count for Crime

(**) The 'Arrests' column shows arrests made for incidents during the selected period, regardless of arrest date. Arrest counts for the same period may change over time.

State Police - Rappahannock CO - VA078SP00 - NIBRS Agency Crime Overview - 2020

2020 Population Estimate			N/A	Offenses (*)		Arrests (**)	
				Group A Offenses	Reported	Adult	Juvenile
Law Enforcement Employees			Crimes Against Persons				
Sworn Male	0		Murder and Nonnegligent Manslaughter		0	0	0
Sworn Female	0		Negligent Manslaughter		0	0	0
Civilian Male	0		Kidnapping/Abduction		0	0	0
Civilian Female	0		Forcible Rape		0	0	0
	0		Forcible Sodomy		0	0	0
Total:	0		Sexual Assault With An Object		0	0	0
			Forcible Fondling		0	0	0
Offense Overview			Incest		0	0	0
Incident Total	13		Statutory Rape		0	0	0
Offense Total	16		Aggravated Assault		0	0	0
Group A Crimes per 100,000 population	N/A		Simple Assault		0	0	0
			Intimidation		0	0	0
			Human Trafficking, Commercial Sex Acts		0	0	0
			Human Trafficking, Involuntary Servitude		0	0	0
Arrest Overview			Crimes Against Property				
Total Arrests	6		Arson		0	0	0
Adult Arrests	6		Bribery		0	0	0
Juvenile Arrests	0		Burglary/Breaking & Entering		2	1	0
Unknown Age	0		Counterfeiting/Forgery		0	0	0
Arrests per 100,000 population	N/A		Destruction/Damage/Vandalism of Property		0	0	0
			Embezzlement		0	0	0
			Extortion/Blackmail		0	0	0
			False Pretenses/Swindle/Confidence Game		1	0	0
			Credit Card/Automatic Teller Fraud		0	0	0
			Impersonation		0	0	0
Group B Arrests			Welfare Fraud		0	0	0
			Wire Fraud		0	0	0
Offense	Adult	Juvenile	Identity Theft		0	0	0
Bad Checks	0	0	Hacking/Computer Invasion		0	0	0
Curfew/Loitering/Vagrancy Violations	0	0	Robbery		0	0	0
Disorderly Conduct	0	0	Pocket-picking		0	0	0
Driving Under the Influence	2	0	Purse-snatching		0	0	0
Drunkenness	0	0	Shoplifting		0	0	0
Family Offenses (Nonviolent)	0	0	Theft From Building		0	0	0
Liquor Law Violations	0	0	Theft From Coin Operated Machine or Device		0	0	0
Peeping Tom	0	0	Theft From Motor Vehicle		0	0	0
Trespass of Real Property	0	0	Theft of Motor Vehicle Parts/Accessories		0	0	0
All Other Offenses	0	0	All Other Larceny		2	0	0
Total Group B			Motor Vehicle Theft		1	0	0
			Stolen Property Offenses		1	0	0
			Crimes Against Society				
			Drug/Narcotic Violations		8	3	0
			Drug Equipment Violations		0	0	0
			Betting/Wagering		0	0	0
			Operating/Promoting/Assisting Gambling		0	0	0
			Gambling Equipment Violations		0	0	0
			Sports Tampering		0	0	0
			Pornography/Obscene Material		0	0	0
			Prostitution		0	0	0
			Assisting or Promoting Prostitution		0	0	0
			Purchasing Prostitution		0	0	0
			Weapon Law Violations		1	0	0
			Animal Cruelty		0	0	0
			Total Group A Offenses		16	4	

(*) Offenses are counted using the FBI Units of Count for Crime

(**) The 'Arrests' column shows arrests made for incidents during the selected period, regardless of arrest date. Arrest counts for the same period may change over time.

State Police - Richmond - VA122SP00 - NIBRS Agency Crime Overview - 2020

2020 Population Estimate			N/A	Offenses (*)		Arrests (**)	
				Reported	Adult	Juvenile	
Law Enforcement Employees			Group A Offenses				
			Crimes Against Persons				
Sworn Male	0		Murder and Nonnegligent Manslaughter	0	0	0	
Sworn Female	0		Negligent Manslaughter	0	0	0	
Civilian Male	0		Kidnapping/Abduction	0	0	0	
Civilian Female	0		Forcible Rape	1	0	0	
	0		Forcible Sodomy	0	0	0	
Total:	0		Sexual Assault With An Object	0	0	0	
			Forcible Fondling	0	0	0	
Offense Overview			Incest	0	0	0	
Incident Total	104		Statutory Rape	0	0	0	
Offense Total	144		Aggravated Assault	11	3	0	
Group A Crimes per 100,000 population	N/A		Simple Assault	10	2	1	
			Intimidation	2	0	0	
			Human Trafficking, Commercial Sex Acts	0	0	0	
			Human Trafficking, Involuntary Servitude	0	0	0	
Arrest Overview			Crimes Against Property				
Total Arrests	113		Arson	0	0	0	
Adult Arrests	109		Bribery	0	0	0	
Juvenile Arrests	4		Burglary/Breaking & Entering	0	0	0	
Unknown Age	0		Counterfeiting/Forgery	1	0	0	
Arrests per 100,000 population	N/A		Destruction/Damage/Vandalism of Property	1	1	0	
			Embezzlement	0	0	0	
			Extortion/Blackmail	0	0	0	
			False Pretenses/Swindle/Confidence Game	32	15	0	
			Credit Card/Automatic Teller Fraud	0	0	0	
			Impersonation	2	0	0	
			Welfare Fraud	0	0	0	
			Wire Fraud	0	0	0	
			Identity Theft	0	0	0	
			Hacking/Computer Invasion	2	0	0	
			Robbery	0	0	0	
			Pocket-picking	0	0	0	
			Purse-snatching	0	0	0	
			Shoplifting	0	0	0	
			Theft From Building	0	0	0	
			Theft From Coin Operated Machine or Device	0	0	0	
			Theft From Motor Vehicle	0	0	0	
			Theft of Motor Vehicle Parts/Accessories	0	0	0	
			All Other Larceny	2	1	0	
			Motor Vehicle Theft	1	1	0	
			Stolen Property Offenses	8	0	2	
			Crimes Against Society				
			Drug/Narcotic Violations	38	16	1	
			Drug Equipment Violations	4	0	0	
			Betting/Wagering	0	0	0	
			Operating/Promoting/Assisting Gambling	0	0	0	
			Gambling Equipment Violations	0	0	0	
			Sports Tampering	0	0	0	
			Pornography/Obscene Material	0	0	0	
			Prostitution	0	0	0	
			Assisting or Promoting Prostitution	0	0	0	
			Purchasing Prostitution	0	0	0	
			Weapon Law Violations	29	3	0	
			Animal Cruelty	0	0	0	
			Total Group A Offenses	144	42	4	
Group B Arrests							
Offense	Adult	Juvenile					
Bad Checks	0	0					
Curfew/Loitering/Vagrancy Violations	0	0					
Disorderly Conduct	0	0					
Driving Under the Influence	52	0					
Drunkenness	1	0					
Family Offenses (Nonviolent)	0	0					
Liquor Law Violations	3	0					
Peeping Tom	0	0					
Trespass of Real Property	1	0					
All Other Offenses	10	0					
Total Group B	67	0					

(*) Offenses are counted using the FBI Units of Count for Crime

(**) The 'Arrests' column shows arrests made for incidents during the selected period, regardless of arrest date. Arrest counts for the same period may change over time.

State Police - Richmond CO - VA079SP00 - NIBRS Agency Crime Overview - 2020

2020 Population Estimate			N/A	Offenses (*)		Arrests (**)	
				Reported	Adult	Juvenile	
Law Enforcement Employees							
Sworn Male		0	Murder and Nonnegligent Manslaughter	0	0	0	
Sworn Female		0	Negligent Manslaughter	0	0	0	
Civilian Male		0	Kidnapping/Abduction	0	0	0	
Civilian Female		0	Forcible Rape	0	0	0	
Total:		0	Forcible Sodomy	0	0	0	
			Sexual Assault With An Object	0	0	0	
			Forcible Fondling	0	0	0	
Offense Overview			Incest	0	0	0	
Incident Total		13	Statutory Rape	0	0	0	
Offense Total		16	Aggravated Assault	1	1	0	
Group A Crimes per 100,000 population		N/A	Simple Assault	0	0	0	
			Intimidation	0	0	0	
			Human Trafficking, Commercial Sex Acts	0	0	0	
			Human Trafficking, Involuntary Servitude	0	0	0	
Arrest Overview			Crimes Against Property				
Total Arrests		28	Arson	0	0	0	
Adult Arrests		23	Bribery	0	0	0	
Juvenile Arrests		5	Burglary/Breaking & Entering	0	0	0	
Unknown Age		0	Counterfeiting/Forgery	1	0	0	
Arrests per 100,000 population		N/A	Destruction/Damage/Vandalism of Property	0	0	0	
			Embezzlement	0	0	0	
			Extortion/Blackmail	0	0	0	
			False Pretenses/Swindle/Confidence Game	0	0	0	
			Credit Card/Automatic Teller Fraud	0	0	0	
			Impersonation	0	0	0	
Group B Arrests			Welfare Fraud	0	0	0	
Offense	Adult	Juvenile	Wire Fraud	0	0	0	
Bad Checks	0	0	Identity Theft	0	0	0	
Curfew/Loitering/Vagrancy Violations	0	0	Hacking/Computer Invasion	0	0	0	
Disorderly Conduct	0	0	Robbery	0	0	0	
Driving Under the Influence	6	4	Pocket-picking	0	0	0	
Drunkenness	0	0	Purse-snatching	0	0	0	
Family Offenses (Nonviolent)	0	0	Shoplifting	0	0	0	
Liquor Law Violations	1	0	Theft From Building	0	0	0	
Loitering Tom	0	0	Theft From Coin Operated Machine or Device	0	0	0	
Respass of Real Property	0	0	Theft From Motor Vehicle	0	0	0	
All Other Offenses	4	1	Theft of Motor Vehicle Parts/Accessories	0	0	0	
Total Group B	11	5	All Other Larceny	0	0	0	
			Motor Vehicle Theft	0	0	0	
			Stolen Property Offenses	0	0	0	
			Crimes Against Society				
			Drug/Narcotic Violations	11	11	0	
			Drug Equipment Violations	2	0	0	
			Betting/Wagering	0	0	0	
			Operating/Promoting/Assisting Gambling	0	0	0	
			Gambling Equipment Violations	0	0	0	
			Sports Tampering	0	0	0	
			Pornography/Obscene Material	0	0	0	
			Prostitution	0	0	0	
			Assisting or Promoting Prostitution	0	0	0	
			Purchasing Prostitution	0	0	0	
			Weapon Law Violations	1	0	0	
			Animal Cruelty	0	0	0	
			Total Group A Offenses	16	12	0	

(*) Offenses are counted using the FBI Units of Count for Crime

(**) The 'Arrests' column shows arrests made for incidents during the selected period, regardless of arrest date. Arrest counts for the same period may change over time.

State Police - Roanoke - VA123SP00 - NIBRS Agency Crime Overview - 2020

2020 Population Estimate			N/A	Offenses (*)		Arrests (**)	
				Reported	Adult	Juvenile	
Law Enforcement Employees			Group A Offenses				
			Crimes Against Persons				
Sworn Male	0		Murder and Nonnegligent Manslaughter		0	0	0
Sworn Female	0		Negligent Manslaughter		0	0	0
Civilian Male	0		Kidnapping/Abduction		0	0	0
Civilian Female	0		Forcible Rape		0	0	0
	0		Forcible Sodomy		0	0	0
Total:	0		Sexual Assault With An Object		0	0	0
			Forcible Fondling		0	0	0
Offense Overview				Incest	0	0	0
Incident Total	251		Statutory Rape		0	0	0
Offense Total	269		Aggravated Assault		4	0	0
Group A Crimes per 100,000 population	N/A		Simple Assault		3	2	0
			Intimidation		1	0	0
			Human Trafficking, Commercial Sex Acts		0	0	0
			Human Trafficking, Involuntary Servitude		0	0	0
Arrest Overview				Crimes Against Property			
Total Arrests	95		Arson		1	0	0
Adult Arrests	94		Bribery		0	0	0
Juvenile Arrests	1		Burglary/Breaking & Entering		0	0	0
Unknown Age	0		Counterfeiting/Forgery		1	0	0
Arrests per 100,000 population	N/A		Destruction/Damage/Vandalism of Property		0	0	0
			Embezzlement		0	0	0
			Extortion/Blackmail		0	0	0
			False Pretenses/Swindle/Confidence Game		136	18	0
			Credit Card/Automatic Teller Fraud		1	0	0
			Impersonation		3	1	0
			Welfare Fraud		0	0	0
			Wire Fraud		0	0	0
			Identity Theft		1	0	0
			Hacking/Computer Invasion		0	0	0
		Robbery		0	0	0	
		Pocket-picking		0	0	0	
		Purse-snatching		0	0	0	
		Shoplifting		0	0	0	
		Theft From Building		0	0	0	
		Theft From Coin Operated Machine or Device		0	0	0	
		Theft From Motor Vehicle		0	0	0	
		Theft of Motor Vehicle Parts/Accessories		0	0	0	
		All Other Larceny		4	1	0	
		Motor Vehicle Theft		0	0	0	
		Stolen Property Offenses		0	0	0	
Group B Arrests				Crimes Against Society			
			Drug/Narcotic Violations		91	19	1
			Drug Equipment Violations		2	1	0
			Betting/Wagering		0	0	0
			Operating/Promoting/Assisting Gambling		0	0	0
			Gambling Equipment Violations		0	0	0
			Sports Tampering		0	0	0
			Pornography/Obscene Material		1	0	0
			Prostitution		0	0	0
			Assisting or Promoting Prostitution		0	0	0
			Purchasing Prostitution		0	0	0
			Weapon Law Violations		20	4	0
			Animal Cruelty		0	0	0
Total Group B				Total Group A Offenses		269	46
							1
Group B Arrests							
Offense	Adult	Juvenile					
Bad Checks	0	0		Hacking/Computer Invasion		0	0
Curfew/Loitering/Vagrancy Violations	0	0		Robbery		0	0
Disorderly Conduct	0	0		Pocket-picking		0	0
Driving Under the Influence	10	0		Purse-snatching		0	0
Drunkenness	1	0		Shoplifting		0	0
Family Offenses (Nonviolent)	0	0		Theft From Building		0	0
Liquor Law Violations	0	0		Theft From Coin Operated Machine or Device		0	0
Peeping Tom	0	0		Theft From Motor Vehicle		0	0
Trespass of Real Property	1	0		Theft of Motor Vehicle Parts/Accessories		0	0
All Other Offenses	36	0		All Other Larceny		4	1
				Motor Vehicle Theft		0	0
				Stolen Property Offenses		0	0
Total Group B				Crimes Against Society			
				Drug/Narcotic Violations		91	19
				Drug Equipment Violations		2	1
				Betting/Wagering		0	0
				Operating/Promoting/Assisting Gambling		0	0
				Gambling Equipment Violations		0	0
				Sports Tampering		0	0
				Pornography/Obscene Material		1	0
				Prostitution		0	0
				Assisting or Promoting Prostitution		0	0
				Purchasing Prostitution		0	0
				Weapon Law Violations		20	4
				Animal Cruelty		0	0
Total Group B				Total Group A Offenses		269	46
							1

(*) Offenses are counted using the FBI Units of Count for Crime

(**) The 'Arrests' column shows arrests made for incidents during the selected period, regardless of arrest date. Arrest counts for the same period may change over time.

State Police - Roanoke CO - VA080SP00 - NIBRS Agency Crime Overview - 2020

2020 Population Estimate			N/A	Offenses (*)		Arrests (**)	
				Reported	Adult	Juvenile	
Law Enforcement Employees							
Sworn Male	0		Murder and Nonnegligent Manslaughter	0	0	0	
Sworn Female	0		Negligent Manslaughter	0	0	0	
Civilian Male	0		Kidnapping/Abduction	0	0	0	
Civilian Female	0		Forcible Rape	2	0	0	
Total:	0		Forcible Sodomy	0	0	0	
			Sexual Assault With An Object	0	0	0	
			Forcible Fondling	1	0	0	
Offense Overview							
			Incest	0	0	0	
Incident Total	105		Statutory Rape	0	0	0	
Offense Total	118		Aggravated Assault	2	1	0	
Group A Crimes per 100,000 population	N/A		Simple Assault	8	3	0	
			Intimidation	0	0	0	
			Human Trafficking, Commercial Sex Acts	0	0	0	
			Human Trafficking, Involuntary Servitude	0	0	0	
Arrest Overview							
			Crimes Against Property				
Total Arrests	45		Arson	0	0	0	
Adult Arrests	44		Bribery	0	0	0	
Juvenile Arrests	1		Burglary/Breaking & Entering	0	0	0	
Unknown Age	0		Counterfeiting/Forgery	0	0	0	
Arrests per 100,000 population	N/A		Destruction/Damage/Vandalism of Property	0	0	0	
			Embezzlement	0	0	0	
			Extortion/Blackmail	0	0	0	
			False Pretenses/Swindle/Confidence Game	57	13	0	
			Credit Card/Automatic Teller Fraud	0	0	0	
			Impersonation	0	0	0	
Group B Arrests							
			Welfare Fraud	0	0	0	
Offense	Adult	Juvenile	Wire Fraud	0	0	0	
Bad Checks	0	0	Identity Theft	0	0	0	
Curfew/Loitering/Vagrancy Violations	0	0	Hacking/Computer Invasion	0	0	0	
Disorderly Conduct	0	0	Robbery	1	1	0	
Driving Under the Influence	3	0	Pocket-picking	0	0	0	
Drunkenness	0	0	Purse-snatching	0	0	0	
Family Offenses (Nonviolent)	0	0	Shoplifting	0	0	0	
Liquor Law Violations	0	0	Theft From Building	0	0	0	
Loitering/Trespassing	0	0	Theft From Coin Operated Machine or Device	0	0	0	
Misdemeanor Offenses	0	0	Theft From Motor Vehicle	0	0	0	
Offenses	0	0	Theft of Motor Vehicle Parts/Accessories	0	0	0	
Other Offenses	4	0	All Other Larceny	6	0	0	
Total Group B	7	0	Motor Vehicle Theft	2	0	0	
			Stolen Property Offenses	1	1	0	
			Crimes Against Society				
			Drug/Narcotic Violations	23	16	1	
			Drug Equipment Violations	4	0	0	
			Betting/Wagering	0	0	0	
			Operating/Promoting/Assisting Gambling	0	0	0	
			Gambling Equipment Violations	0	0	0	
			Sports Tampering	0	0	0	
			Pornography/Obscene Material	0	0	0	
			Prostitution	0	0	0	
			Assisting or Promoting Prostitution	0	0	0	
			Purchasing Prostitution	0	0	0	
			Weapon Law Violations	11	2	0	
			Animal Cruelty	0	0	0	
			Total Group A Offenses	118	37	1	

(*) Offenses are counted using the FBI Units of Count for Crime

(**) The 'Arrests' column shows arrests made for incidents during the selected period, regardless of arrest date. Arrest counts for the same period may change over time.

State Police - Rockbridge CO - VA081SP00 - NIBRS Agency Crime Overview - 2020

2020 Population Estimate			N/A	Offenses (*)	Arrests (**)	
				Reported	Adult	Juvenile
Law Enforcement Employees			Crimes Against Persons			
Sworn Male	0		Murder and Nonnegligent Manslaughter	0	0	0
Sworn Female	0		Negligent Manslaughter	0	0	0
Civilian Male	0		Kidnapping/Abduction	0	0	0
Civilian Female	0		Forcible Rape	0	0	0
Total:	0		Forcible Sodomy	0	0	0
			Sexual Assault With An Object	0	0	0
			Forcible Fondling	0	0	0
			Incest	0	0	0
Incident Total	61		Statutory Rape	0	0	0
Offense Total	75		Aggravated Assault	4	0	0
Group A Crimes per 100,000 population	N/A		Simple Assault	1	1	0
			Intimidation	2	0	0
			Human Trafficking, Commercial Sex Acts	0	0	0
			Human Trafficking, Involuntary Servitude	0	0	0
Arrest Overview			Crimes Against Property			
Total Arrests	50		Arson	0	0	0
Adult Arrests	50		Bribery	0	0	0
Juvenile Arrests	0		Burglary/Breaking & Entering	0	0	0
Unknown Age	0		Counterfeiting/Forgery	1	0	0
Arrests per 100,000 population	N/A		Destruction/Damage/Vandalism of Property	1	1	0
			Embezzlement	0	0	0
			Extortion/Blackmail	0	0	0
			False Pretenses/Swindle/Confidence Game	9	2	0
			Credit Card/Automatic Teller Fraud	0	0	0
			Impersonation	0	0	0
			Welfare Fraud	0	0	0
Group B Arrests						
Offense	Adult	Juvenile	Wire Fraud	0	0	0
Bad Checks	0	0	Identity Theft	0	0	0
Curfew/Loitering/Vagrancy Violations	0	0	Hacking/Computer Invasion	0	0	0
Disorderly Conduct	0	0	Robbery	0	0	0
Driving Under the Influence	14	0	Pocket-picking	0	0	0
Drunkenness	6	0	Purse-snatching	0	0	0
Family Offenses (Nonviolent)	0	0	Shoplifting	0	0	0
Liquor Law Violations	0	0	Theft From Building	0	0	0
Keeping Tom	0	0	Theft From Coin Operated Machine or Device	0	0	0
Respass of Real Property	0	0	Theft From Motor Vehicle	0	0	0
All Other Offenses	4	0	Theft of Motor Vehicle Parts/Accessories	0	0	0
Total Group B	24	0	All Other Larceny	3	0	0
			Motor Vehicle Theft	1	0	0
			Stolen Property Offenses	2	1	0
			Crimes Against Society			
			Drug/Narcotic Violations	41	20	0
			Drug Equipment Violations	4	1	0
			Betting/Wagering	0	0	0
			Operating/Promoting/Assisting Gambling	0	0	0
			Gambling Equipment Violations	0	0	0
			Sports Tampering	0	0	0
			Pornography/Obscene Material	2	0	0
			Prostitution	0	0	0
			Assisting or Promoting Prostitution	0	0	0
			Purchasing Prostitution	0	0	0
			Weapon Law Violations	4	0	0
			Animal Cruelty	0	0	0
			Total Group A Offenses	75	26	0

(*) Offenses are counted using the FBI Units of Count for Crime

(**) The 'Arrests' column shows arrests made for incidents during the selected period, regardless of arrest date. Arrest counts for the same period may change over time.

State Police - Rockingham CO - VA082SP00 - NIBRS Agency Crime Overview - 2020

2020 Population Estimate			N/A	Offenses (*)		Arrests (**)	
				Reported	Adult	Juvenile	
Law Enforcement Employees				Crimes Against Persons			
Sworn Male	0		Murder and Nonnegligent Manslaughter	0	0	0	
Sworn Female	0		Negligent Manslaughter	0	0	0	
Civilian Male	0		Kidnapping/Abduction	0	0	0	
Civilian Female	0		Forcible Rape	0	0	0	
Total:	0		Forcible Sodomy	0	0	0	
			Sexual Assault With An Object	0	0	0	
			Forcible Fondling	0	0	0	
Offense Overview			Incest	0	0	0	
Incident Total	227		Statutory Rape	0	0	0	
Offense Total	267		Aggravated Assault	5	4	0	
Group A Crimes per 100,000 population	N/A		Simple Assault	5	2	0	
			Intimidation	1	0	0	
			Human Trafficking, Commercial Sex Acts	0	0	0	
			Human Trafficking, Involuntary Servitude	0	0	0	
Arrest Overview			Crimes Against Property				
Total Arrests	145		Arson	0	0	0	
Adult Arrests	144		Bribery	0	0	0	
Juvenile Arrests	1		Burglary/Breaking & Entering	0	0	0	
Unknown Age	0		Counterfeiting/Forgery	4	4	0	
Arrests per 100,000 population	N/A		Destruction/Damage/Vandalism of Property	11	3	0	
			Embezzlement	0	0	0	
			Extortion/Blackmail	1	0	0	
			False Pretenses/Swindle/Confidence Game	19	9	0	
			Credit Card/Automatic Teller Fraud	2	0	0	
			Impersonation	0	0	0	
Group B Arrests			Welfare Fraud	0	0	0	
Offense	Adult	Juvenile	Wire Fraud	0	0	0	
Bad Checks	0	0	Identity Theft	1	0	0	
Curfew/Loitering/Vagrancy Violations	1	0	Hacking/Computer Invasion	0	0	0	
Disorderly Conduct	0	0	Robbery	0	0	0	
Driving Under the Influence	43	1	Pocket-picking	0	0	0	
Drunkenness	5	0	Purse-snatching	0	0	0	
Family Offenses (Nonviolent)	0	0	Shoplifting	0	0	0	
Liquor Law Violations	0	0	Theft From Building	0	0	0	
Loitering Tom	0	0	Theft From Coin Operated Machine or Device	0	0	0	
Respass of Real Property	0	0	Theft From Motor Vehicle	0	0	0	
All Other Offenses	6	0	Theft of Motor Vehicle Parts/Accessories	0	0	0	
Total Group B	55	1	All Other Larceny	14	0	0	
			Motor Vehicle Theft	16	4	0	
			Stolen Property Offenses	1	0	0	
			Crimes Against Society				
			Drug/Narcotic Violations	153	53	0	
			Drug Equipment Violations	3	1	0	
			Betting/Wagering	0	0	0	
			Operating/Promoting/Assisting Gambling	0	0	0	
			Gambling Equipment Violations	0	0	0	
			Sports Tampering	0	0	0	
			Pornography/Obscene Material	13	8	0	
			Prostitution	0	0	0	
			Assisting or Promoting Prostitution	0	0	0	
			Purchasing Prostitution	0	0	0	
			Weapon Law Violations	18	1	0	
			Animal Cruelty	0	0	0	
			Total Group A Offenses	267	89	0	

(*) Offenses are counted using the FBI Units of Count for Crime

(**) The 'Arrests' column shows arrests made for incidents during the selected period, regardless of arrest date. Arrest counts for the same period may change over time.

State Police - Russell CO - VA083SP00 - NIBRS Agency Crime Overview - 2020

2020 Population Estimate			N/A	Offenses (*)		Arrests (**)	
				Group A Offenses	Reported	Adult	Juvenile
Law Enforcement Employees				Crimes Against Persons			
Sworn Male		0		Murder and Nonnegligent Manslaughter	0	0	0
Sworn Female		0		Negligent Manslaughter	0	0	0
Civilian Male		0		Kidnapping/Abduction	3	0	0
Civilian Female		0		Forcible Rape	1	0	0
		0		Forcible Sodomy	0	0	0
Total:		0		Sexual Assault With An Object	0	0	0
				Forcible Fondling	1	0	0
Offense Overview				Incest	0	0	0
Incident Total		63		Statutory Rape	0	0	0
Offense Total		77		Aggravated Assault	8	2	1
Group A Crimes per 100,000 population		N/A		Simple Assault	3	1	0
				Intimidation	4	0	0
				Human Trafficking, Commercial Sex Acts	1	0	0
				Human Trafficking, Involuntary Servitude	0	0	0
Arrest Overview				Crimes Against Property			
Total Arrests		54		Arson	1	0	0
Adult Arrests		53		Bribery	0	0	0
Juvenile Arrests		1		Burglary/Breaking & Entering	0	0	0
Unknown Age		0		Counterfeiting/Forgery	0	0	0
Arrests per 100,000 population		N/A		Destruction/Damage/Vandalism of Property	1	0	0
				Embezzlement	0	0	0
				Extortion/Blackmail	0	0	0
				False Pretenses/Swindle/Confidence Game	7	3	0
				Credit Card/Automatic Teller Fraud	0	0	0
				Impersonation	1	1	0
				Welfare Fraud	0	0	0
				Wire Fraud	0	0	0
				Identity Theft	1	0	0
				Hacking/Computer Invasion	0	0	0
Group B Arrests							
Offense	Adult	Juvenile		Robbery	0	0	0
Bad Checks	0	0		Pocket-picking	0	0	0
Curfew/Loitering/Vagrancy Violations	0	0		Purse-snatching	0	0	0
Disorderly Conduct	0	0		Shoplifting	0	0	0
Driving Under the Influence	22	0		Theft From Building	0	0	0
Drunkenness	2	0		Theft From Coin Operated Machine or Device	0	0	0
Family Offenses (Nonviolent)	0	0		Theft From Motor Vehicle	0	0	0
Liquor Law Violations	0	0		Theft of Motor Vehicle Parts/Accessories	0	0	0
Peeping Tom	0	0		All Other Larceny	2	0	0
Trespass of Real Property	0	0		Motor Vehicle Theft	2	0	0
All Other Offenses	10	0		Stolen Property Offenses	0	0	0
Total Group B	34	0		Crimes Against Society			
				Drug/Narcotic Violations	27	10	0
				Drug Equipment Violations	3	0	0
				Betting/Wagering	0	0	0
				Operating/Promoting/Assisting Gambling	0	0	0
				Gambling Equipment Violations	0	0	0
				Sports Tampering	0	0	0
				Pornography/Obscene Material	6	0	0
				Prostitution	0	0	0
				Assisting or Promoting Prostitution	0	0	0
				Purchasing Prostitution	0	0	0
				Weapon Law Violations	5	2	0
				Animal Cruelty	0	0	0
				Total Group A Offenses	77	19	1

(*) Offenses are counted using the FBI Units of Count for Crime

(**) The 'Arrests' column shows arrests made for incidents during the selected period, regardless of arrest date. Arrest counts for the same period may change over time.

State Police - Salem - VA080S100 - NIBRS Agency Crime Overview - 2020

2020 Population Estimate			N/A	Offenses (*)	Arrests (**)	
				Reported	Adult	Juvenile
Law Enforcement Employees						
Sworn Male		0	Murder and Nonnegligent Manslaughter	0	0	0
Sworn Female		0	Negligent Manslaughter	0	0	0
Civilian Male		0	Kidnapping/Abduction	0	0	0
Civilian Female		0	Forcible Rape	0	0	0
Total:		0	Forcible Sodomy	0	0	0
			Sexual Assault With An Object	0	0	0
			Forcible Fondling	0	0	0
			Incest	0	0	0
Incident Total		16	Statutory Rape	0	0	0
Offense Total		19	Aggravated Assault	0	0	0
Group A Crimes per 100,000 population		N/A	Simple Assault	0	0	0
			Intimidation	0	0	0
			Human Trafficking, Commercial Sex Acts	0	0	0
			Human Trafficking, Involuntary Servitude	0	0	0
Arrest Overview			Crimes Against Property			
Total Arrests		6	Arson	0	0	0
Adult Arrests		6	Bribery	0	0	0
Juvenile Arrests		0	Burglary/Breaking & Entering	0	0	0
Unknown Age		0	Counterfeiting/Forgery	0	0	0
Arrests per 100,000 population		N/A	Destruction/Damage/Vandalism of Property	0	0	0
			Embezzlement	0	0	0
			Extortion/Blackmail	0	0	0
			False Pretenses/Swindle/Confidence Game	11	1	0
			Credit Card/Automatic Teller Fraud	0	0	0
			Impersonation	2	1	0
Group B Arrests			Welfare Fraud	0	0	0
Offense	Adult	Juvenile	Wire Fraud	0	0	0
Bad Checks	0	0	Identity Theft	0	0	0
Curfew/Loitering/Vagrancy Violations	0	0	Hacking/Computer Invasion	0	0	0
Disorderly Conduct	0	0	Robbery	0	0	0
Driving Under the Influence	1	0	Pocket-picking	0	0	0
Drunkenness	0	0	Purse-snatching	0	0	0
Family Offenses (Nonviolent)	0	0	Shoplifting	0	0	0
Liquor Law Violations	0	0	Theft From Building	0	0	0
Loitering/Trespassing	0	0	Theft From Coin Operated Machine or Device	0	0	0
Respass of Real Property	0	0	Theft From Motor Vehicle	0	0	0
All Other Offenses	1	0	Theft of Motor Vehicle Parts/Accessories	0	0	0
Total Group B	2	0	All Other Larceny	1	0	0
			Motor Vehicle Theft	0	0	0
			Stolen Property Offenses	0	0	0
			Crimes Against Society			
			Drug/Narcotic Violations	3	1	0
			Drug Equipment Violations	0	0	0
			Betting/Wagering	0	0	0
			Operating/Promoting/Assisting Gambling	0	0	0
			Gambling Equipment Violations	0	0	0
			Sports Tampering	0	0	0
			Pornography/Obscene Material	0	0	0
			Prostitution	0	0	0
			Assisting or Promoting Prostitution	0	0	0
			Purchasing Prostitution	0	0	0
			Weapon Law Violations	2	1	0
			Animal Cruelty	0	0	0
			Total Group A Offenses	19	4	0

(*) Offenses are counted using the FBI Units of Count for Crime

(**) The 'Arrests' column shows arrests made for incidents during the selected period, regardless of arrest date. Arrest counts for the same period may change over time.

State Police - Scott CO - VA084SP00 - NIBRS Agency Crime Overview - 2020

2020 Population Estimate			N/A	Offenses (*)	Arrests (**)	
				Reported	Adult	Juvenile
Law Enforcement Employees						
Sworn Male		0	Murder and Nonnegligent Manslaughter	0	0	0
Sworn Female		0	Negligent Manslaughter	0	0	0
Civilian Male		0	Kidnapping/Abduction	0	0	0
Civilian Female		0	Forcible Rape	0	0	0
		0	Forcible Sodomy	0	0	0
Total:		0	Sexual Assault With An Object	0	0	0
			Forcible Fondling	0	0	0
Offense Overview			Incest	0	0	0
Incident Total		22	Statutory Rape	0	0	0
Offense Total		26	Aggravated Assault	2	0	0
Group A Crimes per 100,000 population		N/A	Simple Assault	0	0	0
			Intimidation	1	1	0
			Human Trafficking, Commercial Sex Acts	1	0	0
			Human Trafficking, Involuntary Servitude	0	0	0
Arrest Overview			Crimes Against Property			
Total Arrests		26	Arson	2	0	0
Adult Arrests		26	Bribery	0	0	0
Juvenile Arrests		0	Burglary/Breaking & Entering	0	0	0
Unknown Age		0	Counterfeiting/Forgery	0	0	0
Arrests per 100,000 population		N/A	Destruction/Damage/Vandalism of Property	1	0	0
			Embezzlement	0	0	0
			Extortion/Blackmail	0	0	0
			False Pretenses/Swindle/Confidence Game	4	2	0
			Credit Card/Automatic Teller Fraud	0	0	0
			Impersonation	0	0	0
Group B Arrests			Welfare Fraud	0	0	0
Offense	Adult	Juvenile	Wire Fraud	0	0	0
Bad Checks	0	0	Identity Theft	1	0	0
Curfew/Loitering/Vagrancy Violations	0	0	Hacking/Computer Invasion	0	0	0
Disorderly Conduct	1	0	Robbery	0	0	0
Driving Under the Influence	10	0	Pocket-picking	0	0	0
Drunkenness	1	0	Purse-snatching	0	0	0
Family Offenses (Nonviolent)	0	0	Shoplifting	0	0	0
Liquor Law Violations	0	0	Theft From Building	0	0	0
Loitering/Trespassing	0	0	Theft From Coin Operated Machine or Device	0	0	0
Respass of Real Property	0	0	Theft From Motor Vehicle	0	0	0
All Other Offenses	2	0	Theft of Motor Vehicle Parts/Accessories	0	0	0
Total Group B	14	0	All Other Larceny	1	0	0
			Motor Vehicle Theft	4	2	0
			Stolen Property Offenses	2	2	0
			Crimes Against Society			
			Drug/Narcotic Violations	4	5	0
			Drug Equipment Violations	1	0	0
			Betting/Wagering	0	0	0
			Operating/Promoting/Assisting Gambling	0	0	0
			Gambling Equipment Violations	0	0	0
			Sports Tampering	0	0	0
			Pornography/Obscene Material	0	0	0
			Prostitution	0	0	0
			Assisting or Promoting Prostitution	0	0	0
			Purchasing Prostitution	0	0	0
			Weapon Law Violations	2	0	0
			Animal Cruelty	0	0	0
			Total Group A Offenses	26	12	0

(*) Offenses are counted using the FBI Units of Count for Crime

(**) The 'Arrests' column shows arrests made for incidents during the selected period, regardless of arrest date. Arrest counts for the same period may change over time.

State Police - Shenandoah CO - VA085SP00 - NIBRS Agency Crime Overview - 2020

2020 Population Estimate		N/A	Offenses (*)		Arrests (**)	
			Group A Offenses	Reported	Adult	Juvenile
Law Enforcement Employees			Crimes Against Persons			
Sworn Male	0		Murder and Nonnegligent Manslaughter	0	0	0
Sworn Female	0		Negligent Manslaughter	0	0	0
Civilian Male	0		Kidnapping/Abduction	0	0	0
Civilian Female	0		Forcible Rape	0	0	0
Total:	0		Forcible Sodomy	0	0	0
			Sexual Assault With An Object	0	0	0
			Forcible Fondling	0	0	0
Offense Overview			Incest	0	0	0
Incident Total	171		Statutory Rape	0	0	0
Offense Total	191		Aggravated Assault	7	2	0
Group A Crimes per 100,000 population	N/A		Simple Assault	1	1	0
			Intimidation	1	0	0
			Human Trafficking, Commercial Sex Acts	0	0	0
			Human Trafficking, Involuntary Servitude	0	0	0
Arrest Overview			Crimes Against Property			
Total Arrests	76		Arson	0	0	0
Adult Arrests	75		Bribery	0	0	0
Juvenile Arrests	1		Burglary/Breaking & Entering	0	0	0
Unknown Age	0		Counterfeiting/Forgery	0	0	0
Arrests per 100,000 population	N/A		Destruction/Damage/Vandalism of Property	0	0	0
			Embezzlement	0	0	0
			Extortion/Blackmail	0	0	0
			False Pretenses/Swindle/Confidence Game	20	3	0
			Credit Card/Automatic Teller Fraud	0	0	0
			Impersonation	2	2	0
Group B Arrests			Welfare Fraud	0	0	0
Offense	Adult	Juvenile	Wire Fraud	0	0	0
Bad Checks	0	0	Identity Theft	0	0	0
Curfew/Loitering/Vagrancy Violations	0	0	Hacking/Computer Invasion	0	0	0
Disorderly Conduct	0	0	Robbery	0	0	0
Driving Under the Influence	20	0	Pocket-picking	0	0	0
Drunkenness	0	0	Purse-snatching	0	0	0
Family Offenses (Nonviolent)	0	0	Shoplifting	0	0	0
Liquor Law Violations	0	0	Theft From Building	0	0	0
Peeping Tom	0	0	Theft From Coin Operated Machine or Device	0	0	0
Trespass of Real Property	0	0	Theft From Motor Vehicle	0	0	0
All Other Offenses	2	0	Theft of Motor Vehicle Parts/Accessories	0	0	0
Total Group B	22	0	All Other Larceny	4	2	0
			Motor Vehicle Theft	2	0	0
			Stolen Property Offenses	1	1	0
			Crimes Against Society			
			Drug/Narcotic Violations	133	38	1
			Drug Equipment Violations	1	0	0
			Betting/Wagering	0	0	0
			Operating/Promoting/Assisting Gambling	0	0	0
			Gambling Equipment Violations	0	0	0
			Sports Tampering	0	0	0
			Pornography/Obscene Material	1	1	0
			Prostitution	0	0	0
			Assisting or Promoting Prostitution	0	0	0
			Purchasing Prostitution	0	0	0
			Weapon Law Violations	18	3	0
			Animal Cruelty	0	0	0
			Total Group A Offenses	191	53	1

(*) Offenses are counted using the FBI Units of Count for Crime

(**) The 'Arrests' column shows arrests made for incidents during the selected period, regardless of arrest date. Arrest counts for the same period may change over time.

State Police - Smyth CO - VA086SP00 - NIBRS Agency Crime Overview - 2020

2020 Population Estimate			N/A	Offenses (*)		Arrests (**)	
				Reported	Adult	Juvenile	
Law Enforcement Employees							
			Crimes Against Persons				
Sworn Male		0	Murder and Nonnegligent Manslaughter	0	0	0	
Sworn Female		0	Negligent Manslaughter	0	0	0	
Civilian Male		0	Kidnapping/Abduction	0	0	0	
Civilian Female		0	Forcible Rape	1	0	0	
		0	Forcible Sodomy	1	0	0	
Total:		0	Sexual Assault With An Object	0	0	0	
			Forcible Fondling	0	0	0	
Offense Overview			Incest	0	0	0	
Incident Total		64	Statutory Rape	0	0	0	
Offense Total		77	Aggravated Assault	4	2	0	
Group A Crimes per 100,000 population		N/A	Simple Assault	5	2	0	
			Intimidation	2	0	0	
			Human Trafficking, Commercial Sex Acts	0	0	0	
			Human Trafficking, Involuntary Servitude	0	0	0	
Arrest Overview			Crimes Against Property				
Total Arrests		48	Arson	0	0	0	
Adult Arrests		48	Bribery	0	0	0	
Juvenile Arrests		0	Burglary/Breaking & Entering	0	0	0	
Unknown Age		0	Counterfeiting/Forgery	1	1	0	
Arrests per 100,000 population		N/A	Destruction/Damage/Vandalism of Property	3	0	0	
			Embezzlement	1	0	0	
			Extortion/Blackmail	0	0	0	
			False Pretenses/Swindle/Confidence Game	9	1	0	
			Credit Card/Automatic Teller Fraud	0	0	0	
			Impersonation	1	1	0	
Group B Arrests			Welfare Fraud	0	0	0	
Offense	Adult	Juvenile	Wire Fraud	1	0	0	
Bad Checks	0	0	Identity Theft	0	0	0	
Curfew/Loitering/Vagrancy Violations	0	0	Hacking/Computer Invasion	0	0	0	
Disorderly Conduct	0	0	Robbery	0	0	0	
Driving Under the Influence	13	0	Pocket-picking	0	0	0	
Drunkenness	2	0	Purse-snatching	0	0	0	
Family Offenses (Nonviolent)	0	0	Shoplifting	0	0	0	
Liquor Law Violations	2	0	Theft From Building	0	0	0	
Loitering/Trespassing	0	0	Theft From Coin Operated Machine or Device	0	0	0	
Misdemeanor Offenses	0	0	Theft From Motor Vehicle	0	0	0	
Offenses Against Children	0	0	Theft of Motor Vehicle Parts/Accessories	0	0	0	
Other Offenses	10	0	All Other Larceny	3	0	0	
Total Group B	27	0	Motor Vehicle Theft	3	0	0	
			Stolen Property Offenses	1	0	0	
			Crimes Against Society				
			Drug/Narcotic Violations	33	13	0	
			Drug Equipment Violations	5	0	0	
			Betting/Wagering	0	0	0	
			Operating/Promoting/Assisting Gambling	0	0	0	
			Gambling Equipment Violations	0	0	0	
			Sports Tampering	0	0	0	
			Pornography/Obscene Material	0	0	0	
			Prostitution	0	0	0	
			Assisting or Promoting Prostitution	0	0	0	
			Purchasing Prostitution	0	0	0	
			Weapon Law Violations	3	1	0	
			Animal Cruelty	0	0	0	
			Total Group A Offenses	77	21	0	

(*) Offenses are counted using the FBI Units of Count for Crime

(**) The 'Arrests' column shows arrests made for incidents during the selected period, regardless of arrest date. Arrest counts for the same period may change over time.

State Police - Southampton CO - VA087SP00 - NIBRS Agency Crime Overview - 2020

2020 Population Estimate			N/A	Offenses (*)		Arrests (**)	
				Group A Offenses	Reported	Adult	Juvenile
Law Enforcement Employees				Crimes Against Persons			
Sworn Male		0		Murder and Nonnegligent Manslaughter	0	0	0
Sworn Female		0		Negligent Manslaughter	0	0	0
Civilian Male		0		Kidnapping/Abduction	0	0	0
Civilian Female		0		Forcible Rape	0	0	0
Total:		0		Forcible Sodomy	0	0	0
				Sexual Assault With An Object	0	0	0
				Forcible Fondling	0	0	0
Offense Overview				Incest	0	0	0
Incident Total		18		Statutory Rape	0	0	0
Offense Total		25		Aggravated Assault	0	0	0
Group A Crimes per 100,000 population		N/A		Simple Assault	0	0	0
				Intimidation	0	0	0
				Human Trafficking, Commercial Sex Acts	0	0	0
				Human Trafficking, Involuntary Servitude	0	0	0
Arrest Overview				Crimes Against Property			
Total Arrests		23		Arson	0	0	0
Adult Arrests		23		Bribery	0	0	0
Juvenile Arrests		0		Burglary/Breaking & Entering	1	1	0
Unknown Age		0		Counterfeiting/Forgery	2	1	0
Arrests per 100,000 population		N/A		Destruction/Damage/Vandalism of Property	2	0	0
				Embezzlement	0	0	0
				Extortion/Blackmail	0	0	0
				False Pretenses/Swindle/Confidence Game	3	2	0
				Credit Card/Automatic Teller Fraud	0	0	0
				Impersonation	1	0	0
Group B Arrests				Welfare Fraud	0	0	0
Offense	Adult	Juvenile		Wire Fraud	0	0	0
Bad Checks	0	0		Identity Theft	1	0	0
Curfew/Loitering/Vagrancy Violations	0	0		Hacking/Computer Invasion	0	0	0
Disorderly Conduct	0	0		Robbery	0	0	0
Driving Under the Influence	9	0		Pocket-picking	0	0	0
Drunkenness	1	0		Purse-snatching	0	0	0
Family Offenses (Nonviolent)	0	0		Shoplifting	0	0	0
Liquor Law Violations	0	0		Theft From Building	0	0	0
Loitering/Trespassing	0	0		Theft From Coin Operated Machine or Device	0	0	0
Misdemeanor Offenses	0	0		Theft From Motor Vehicle	0	0	0
Respass of Real Property	0	0		Theft of Motor Vehicle Parts/Accessories	0	0	0
All Other Offenses	3	0		All Other Larceny	4	0	0
Total Group B	13	0		Motor Vehicle Theft	0	0	0
				Stolen Property Offenses	1	1	0
				Crimes Against Society			
				Drug/Narcotic Violations	9	5	0
				Drug Equipment Violations	0	0	0
				Betting/Wagering	0	0	0
				Operating/Promoting/Assisting Gambling	0	0	0
				Gambling Equipment Violations	0	0	0
				Sports Tampering	0	0	0
				Pornography/Obscene Material	0	0	0
				Prostitution	0	0	0
				Assisting or Promoting Prostitution	0	0	0
				Purchasing Prostitution	0	0	0
				Weapon Law Violations	1	0	0
				Animal Cruelty	0	0	0
				Total Group A Offenses	25	10	0

(*) Offenses are counted using the FBI Units of Count for Crime

(**) The 'Arrests' column shows arrests made for incidents during the selected period, regardless of arrest date. Arrest counts for the same period may change over time.

State Police - Spotsylvania CO - VA088SP00 - NIBRS Agency Crime Overview - 2020

2020 Population Estimate		N/A	Offenses (*)		Arrests (**)	
			Reported	Adult	Juvenile	
Law Enforcement Employees			Crimes Against Persons			
Sworn Male	0	Murder and Nonnegligent Manslaughter	0	0	0	
Sworn Female	0	Negligent Manslaughter	0	0	0	
Civilian Male	0	Kidnapping/Abduction	0	0	0	
Civilian Female	0	Forcible Rape	0	0	0	
Total:	0	Forcible Sodomy	0	0	0	
		Sexual Assault With An Object	0	0	0	
		Forcible Fondling	0	0	0	
Offense Overview		Incest	0	0	0	
Incident Total	98	Statutory Rape	0	0	0	
Offense Total	116	Aggravated Assault	4	1	0	
Group A Crimes per 100,000 population	N/A	Simple Assault	1	0	0	
		Intimidation	0	1	0	
		Human Trafficking, Commercial Sex Acts	0	0	0	
		Human Trafficking, Involuntary Servitude	0	0	0	
Arrest Overview			Crimes Against Property			
Total Arrests	91	Arson	0	0	0	
Adult Arrests	90	Bribery	0	0	0	
Juvenile Arrests	0	Burglary/Breaking & Entering	0	0	0	
Unknown Age	1	Counterfeiting/Forgery	2	2	0	
Arrests per 100,000 population	N/A	Destruction/Damage/Vandalism of Property	3	1	0	
		Embezzlement	0	0	0	
		Extortion/Blackmail	0	0	0	
		False Pretenses/Swindle/Confidence Game	45	9	0	
		Credit Card/Automatic Teller Fraud	0	0	0	
		Impersonation	5	2	0	
		Welfare Fraud	0	0	0	
		Wire Fraud	0	0	0	
		Identity Theft	3	0	0	
		Hacking/Computer Invasion	0	0	0	
		Robbery	0	0	0	
		Pocket-picking	0	0	0	
		Purse-snatching	0	0	0	
		Shoplifting	1	1	0	
Theft From Building	0	0	0			
Theft From Coin Operated Machine or Device	0	0	0			
Theft From Motor Vehicle	0	0	0			
Theft of Motor Vehicle Parts/Accessories	0	0	0			
All Other Larceny	4	0	0			
Motor Vehicle Theft	3	1	0			
Stolen Property Offenses	3	1	0			
		Crimes Against Society				
		Drug/Narcotic Violations	14	12	0	
		Drug Equipment Violations	1	1	0	
		Betting/Wagering	0	0	0	
		Operating/Promoting/Assisting Gambling	0	0	0	
		Gambling Equipment Violations	0	0	0	
		Sports Tampering	0	0	0	
		Pornography/Obscene Material	12	2	0	
		Prostitution	0	0	0	
		Assisting or Promoting Prostitution	0	0	0	
		Purchasing Prostitution	0	0	0	
		Weapon Law Violations	15	2	0	
		Animal Cruelty	0	0	0	
		Total Group A Offenses	116	36	0	
Group B Arrests						
Offense	Adult	Juvenile				
Bad Checks	0	0	Identity Theft			
Curfew/Loitering/Vagrancy Violations	0	0	Hacking/Computer Invasion			
Disorderly Conduct	0	0	Robbery			
Driving Under the Influence	48	0	Pocket-picking			
Drunkenness	4	0	Purse-snatching			
Family Offenses (Nonviolent)	0	0	Shoplifting			
Liquor Law Violations	0	0	Theft From Building			
Peeping Tom	0	0	Theft From Coin Operated Machine or Device			
Trespass of Real Property	0	0	Theft From Motor Vehicle			
All Other Offenses	2	0	Theft of Motor Vehicle Parts/Accessories			
Total Group B	54	0	All Other Larceny			
			Motor Vehicle Theft			
			Stolen Property Offenses			
			Crimes Against Society			
			Drug/Narcotic Violations			
			Drug Equipment Violations			
			Betting/Wagering			
			Operating/Promoting/Assisting Gambling			
			Gambling Equipment Violations			
			Sports Tampering			
			Pornography/Obscene Material			
			Prostitution			
			Assisting or Promoting Prostitution			
			Purchasing Prostitution			
			Weapon Law Violations			
			Animal Cruelty			
			Total Group A Offenses			

(*) Offenses are counted using the FBI Units of Count for Crime

(**) The 'Arrests' column shows arrests made for incidents during the selected period, regardless of arrest date. Arrest counts for the same period may change over time.

State Police - Stafford CO - VA089SP00 - NIBRS Agency Crime Overview - 2020

2020 Population Estimate		N/A	Offenses (*)		Arrests (**)	
			Group A Offenses	Reported	Adult	Juvenile
Law Enforcement Employees			Crimes Against Persons			
Sworn Male	0		Murder and Nonnegligent Manslaughter	0	0	0
Sworn Female	0		Negligent Manslaughter	0	0	0
Civilian Male	0		Kidnapping/Abduction	0	0	0
Civilian Female	0		Forcible Rape	0	0	0
Total:	0		Forcible Sodomy	0	0	0
			Sexual Assault With An Object	1	0	0
			Forcible Fondling	0	0	0
			Incest	0	0	0
Offense Overview			Statutory Rape	0	0	0
Incident Total	81		Aggravated Assault	3	2	0
Offense Total	96		Simple Assault	4	3	0
Group A Crimes per 100,000 population	N/A		Intimidation	1	1	0
			Human Trafficking, Commercial Sex Acts	0	0	0
			Human Trafficking, Involuntary Servitude	0	0	0
Arrest Overview			Crimes Against Property			
Total Arrests	132		Arson	1	0	0
Adult Arrests	131		Bribery	0	0	0
Juvenile Arrests	0		Burglary/Breaking & Entering	0	0	0
Unknown Age	1		Counterfeiting/Forgery	1	1	0
Arrests per 100,000 population	N/A		Destruction/Damage/Vandalism of Property	3	2	0
			Embezzlement	0	0	0
			Extortion/Blackmail	0	0	0
			False Pretenses/Swindle/Confidence Game	33	5	0
			Credit Card/Automatic Teller Fraud	0	0	0
			Impersonation	3	1	0
			Welfare Fraud	0	0	0
			Wire Fraud	0	0	0
			Identity Theft	3	0	0
			Hacking/Computer Invasion	0	0	0
			Robbery	0	0	0
			Pocket-picking	0	0	0
			Purse-snatching	0	0	0
			Shoplifting	0	0	0
			Theft From Building	0	0	0
			Theft From Coin Operated Machine or Device	0	0	0
			Theft From Motor Vehicle	0	0	0
			Theft of Motor Vehicle Parts/Accessories	0	0	0
			All Other Larceny	2	0	0
			Motor Vehicle Theft	3	2	0
			Stolen Property Offenses	1	0	0
			Crimes Against Society			
			Drug/Narcotic Violations	27	20	0
			Drug Equipment Violations	1	0	0
			Betting/Wagering	0	0	0
			Operating/Promoting/Assisting Gambling	0	0	0
			Gambling Equipment Violations	0	0	0
			Sports Tampering	0	0	0
			Pornography/Obscene Material	0	0	0
			Prostitution	0	0	0
			Assisting or Promoting Prostitution	0	0	0
			Purchasing Prostitution	0	0	0
			Weapon Law Violations	9	0	0
			Animal Cruelty	0	0	0
			Total Group A Offenses	96	37	0
Group B Arrests						
Offense	Adult	Juvenile				
Bad Checks	0	0				
Curfew/Loitering/Vagrancy Violations	0	0				
Disorderly Conduct	0	0				
Driving Under the Influence	84	0				
Drunkenness	1	0				
Family Offenses (Nonviolent)	0	0				
Liquor Law Violations	2	0				
Peeping Tom	0	0				
Trespass of Real Property	0	0				
All Other Offenses	7	0				
Total Group B	94	0				

(*) Offenses are counted using the FBI Units of Count for Crime

(**) The 'Arrests' column shows arrests made for incidents during the selected period, regardless of arrest date. Arrest counts for the same period may change over time.

State Police - Staunton - VA126SP00 - NIBRS Agency Crime Overview - 2020

2020 Population Estimate			N/A	Offenses (*)		Arrests (**)	
				Group A Offenses	Reported	Adult	Juvenile
Law Enforcement Employees				Crimes Against Persons			
Sworn Male		0		Murder and Nonnegligent Manslaughter	0	0	0
Sworn Female		0		Negligent Manslaughter	0	0	0
Civilian Male		0		Kidnapping/Abduction	0	0	0
Civilian Female		0		Forcible Rape	1	0	0
		0		Forcible Sodomy	0	0	0
Total:		0		Sexual Assault With An Object	0	0	0
				Forcible Fondling	5	0	0
Offense Overview				Incest	0	0	0
Incident Total		130		Statutory Rape	1	0	0
Offense Total		151		Aggravated Assault	1	0	0
Group A Crimes per 100,000 population		N/A		Simple Assault	4	0	0
				Intimidation	1	0	0
				Human Trafficking, Commercial Sex Acts	1	1	0
				Human Trafficking, Involuntary Servitude	0	0	0
Arrest Overview				Crimes Against Property			
Total Arrests		33		Arson	0	0	0
Adult Arrests		33		Bribery	0	0	0
Juvenile Arrests		0		Burglary/Breaking & Entering	0	0	0
Unknown Age		0		Counterfeiting/Forgery	0	0	0
Arrests per 100,000 population		N/A		Destruction/Damage/Vandalism of Property	1	0	0
				Embezzlement	0	0	0
				Extortion/Blackmail	0	0	0
				False Pretenses/Swindle/Confidence Game	22	14	0
				Credit Card/Automatic Teller Fraud	0	0	0
				Impersonation	0	0	0
				Welfare Fraud	0	0	0
				Wire Fraud	0	0	0
				Identity Theft	0	0	0
				Hacking/Computer Invasion	0	0	0
Group B Arrests							
Offense	Adult	Juvenile		Robbery	0	0	0
Bad Checks	0	0		Pocket-picking	0	0	0
Curfew/Loitering/Vagrancy Violations	0	0		Purse-snatching	0	0	0
Disorderly Conduct	0	0		Shoplifting	0	0	0
Driving Under the Influence	0	0		Theft From Building	0	0	0
Drunkenness	0	0		Theft From Coin Operated Machine or Device	0	0	0
Family Offenses (Nonviolent)	0	0		Theft From Motor Vehicle	0	0	0
Liquor Law Violations	0	0		Theft of Motor Vehicle Parts/Accessories	0	0	0
Peeping Tom	0	0		All Other Larceny	2	0	0
Trespass of Real Property	0	0		Motor Vehicle Theft	0	0	0
All Other Offenses	1	0		Stolen Property Offenses	2	0	0
Total Group B				Crimes Against Society			
				Drug/Narcotic Violations	88	15	0
				Drug Equipment Violations	0	0	0
				Betting/Wagering	0	0	0
				Operating/Promoting/Assisting Gambling	0	0	0
				Gambling Equipment Violations	0	0	0
				Sports Tampering	0	0	0
				Pornography/Obscene Material	1	0	0
				Prostitution	0	0	0
				Assisting or Promoting Prostitution	0	0	0
				Purchasing Prostitution	0	0	0
				Weapon Law Violations	21	2	0
				Animal Cruelty	0	0	0
				Total Group A Offenses	151	32	0

(*) Offenses are counted using the FBI Units of Count for Crime

(**) The 'Arrests' column shows arrests made for incidents during the selected period, regardless of arrest date. Arrest counts for the same period may change over time.

State Police - Suffolk - VA127SP00 - NIBRS Agency Crime Overview - 2020

2020 Population Estimate			N/A	Offenses (*)	Arrests (**)	
				Reported	Adult	Juvenile
Law Enforcement Employees				Crimes Against Persons		
Sworn Male		0	Murder and Nonnegligent Manslaughter	0	0	0
Sworn Female		0	Negligent Manslaughter	0	0	0
Civilian Male		0	Kidnapping/Abduction	0	0	0
Civilian Female		0	Forcible Rape	0	0	0
Total:		0	Forcible Sodomy	0	0	0
			Sexual Assault With An Object	0	0	0
			Forcible Fondling	0	0	
			Incest	0	0	0
Incident Total		71	Statutory Rape	0	0	0
Offense Total		88	Aggravated Assault	0	0	0
Group A Crimes per 100,000 population		N/A	Simple Assault	0	0	0
			Intimidation	0	0	0
			Human Trafficking, Commercial Sex Acts	0	0	0
			Human Trafficking, Involuntary Servitude	0	0	0
Arrest Overview			Crimes Against Property			
Total Arrests		38	Arson	0	0	0
Adult Arrests		38	Bribery	0	0	0
Juvenile Arrests		0	Burglary/Breaking & Entering	0	0	0
Unknown Age		0	Counterfeiting/Forgery	0	0	0
Arrests per 100,000 population		N/A	Destruction/Damage/Vandalism of Property	0	0	0
			Embezzlement	0	0	0
			Extortion/Blackmail	0	0	0
			False Pretenses/Swindle/Confidence Game	49	14	0
			Credit Card/Automatic Teller Fraud	0	0	0
			Impersonation	2	2	0
Group B Arrests			Welfare Fraud	0	0	0
Offense	Adult	Juvenile	Wire Fraud	0	0	0
Bad Checks	0	0	Identity Theft	1	0	0
Curfew/Loitering/Vagrancy Violations	0	0	Hacking/Computer Invasion	0	0	0
Disorderly Conduct	0	0	Robbery	0	0	0
Driving Under the Influence	5	0	Pocket-picking	0	0	0
Drunkenness	0	0	Purse-snatching	0	0	0
Family Offenses (Nonviolent)	0	0	Shoplifting	0	0	0
Liquor Law Violations	0	0	Theft From Building	0	0	0
Loitering/Trespassing	0	0	Theft From Coin Operated Machine or Device	0	0	0
Misdemeanor Offenses	0	0	Theft From Motor Vehicle	0	0	0
Offenses	0	0	Theft of Motor Vehicle Parts/Accessories	0	0	0
Other Offenses	4	0	All Other Larceny	1	0	0
Total Group B	9	0	Motor Vehicle Theft	2	1	0
			Stolen Property Offenses	10	6	0
			Crimes Against Society			
			Drug/Narcotic Violations	5	3	0
			Drug Equipment Violations	0	0	0
			Betting/Wagering	0	0	0
			Operating/Promoting/Assisting Gambling	0	0	0
			Gambling Equipment Violations	0	0	0
			Sports Tampering	0	0	0
			Pornography/Obscene Material	0	0	0
			Prostitution	0	0	0
			Assisting or Promoting Prostitution	0	0	0
			Purchasing Prostitution	0	0	0
			Weapon Law Violations	18	3	0
			Animal Cruelty	0	0	0
			Total Group A Offenses	88	29	0

(*) Offenses are counted using the FBI Units of Count for Crime

(**) The 'Arrests' column shows arrests made for incidents during the selected period, regardless of arrest date. Arrest counts for the same period may change over time.

State Police - Surry CO - VA090SP00 - NIBRS Agency Crime Overview - 2020

2020 Population Estimate			N/A	Offenses (*)	Arrests (**)	
				Reported	Adult	Juvenile
Law Enforcement Employees						
Sworn Male	0		Murder and Nonnegligent Manslaughter	0	0	0
Sworn Female	0		Negligent Manslaughter	0	0	0
Civilian Male	0		Kidnapping/Abduction	0	0	0
Civilian Female	0		Forcible Rape	0	0	0
Total:	0		Forcible Sodomy	0	0	0
			Sexual Assault With An Object	0	0	0
			Forcible Fondling	0	0	0
			Incest	0	0	0
Incident Total	3		Statutory Rape	0	0	0
Offense Total	3		Aggravated Assault	0	0	0
Group A Crimes per 100,000 population	N/A		Simple Assault	0	0	0
			Intimidation	0	0	0
			Human Trafficking, Commercial Sex Acts	0	0	0
			Human Trafficking, Involuntary Servitude	0	0	0
Arrest Overview			Crimes Against Property			
Total Arrests	2		Arson	0	0	0
Adult Arrests	2		Bribery	0	0	0
Juvenile Arrests	0		Burglary/Breaking & Entering	0	0	0
Unknown Age	0		Counterfeiting/Forgery	0	0	0
Arrests per 100,000 population	N/A		Destruction/Damage/Vandalism of Property	0	0	0
			Embezzlement	0	0	0
			Extortion/Blackmail	0	0	0
			False Pretenses/Swindle/Confidence Game	0	0	0
			Credit Card/Automatic Teller Fraud	0	0	0
			Impersonation	0	0	0
Group B Arrests			Welfare Fraud	0	0	0
Offense	Adult	Juvenile	Wire Fraud	0	0	0
Bad Checks	0	0	Identity Theft	0	0	0
Curfew/Loitering/Vagrancy Violations	0	0	Hacking/Computer Invasion	0	0	0
Disorderly Conduct	0	0	Robbery	0	0	0
Driving Under the Influence	1	0	Pocket-picking	0	0	0
Drunkenness	0	0	Purse-snatching	0	0	0
Family Offenses (Nonviolent)	0	0	Shoplifting	0	0	0
Liquor Law Violations	0	0	Theft From Building	0	0	0
Loitering/Trespassing	0	0	Theft From Coin Operated Machine or Device	0	0	0
Misdemeanor Offenses	0	0	Theft From Motor Vehicle	0	0	0
Offenses	0	0	Theft of Motor Vehicle Parts/Accessories	0	0	0
Respass of Real Property	0	0	All Other Larceny	0	0	0
All Other Offenses	1	0	Motor Vehicle Theft	0	0	0
Total Group B	2	0	Stolen Property Offenses	0	0	0
			Crimes Against Society			
			Drug/Narcotic Violations	3	0	0
			Drug Equipment Violations	0	0	0
			Betting/Wagering	0	0	0
			Operating/Promoting/Assisting Gambling	0	0	0
			Gambling Equipment Violations	0	0	0
			Sports Tampering	0	0	0
			Pornography/Obscene Material	0	0	0
			Prostitution	0	0	0
			Assisting or Promoting Prostitution	0	0	0
			Purchasing Prostitution	0	0	0
			Weapon Law Violations	0	0	0
			Animal Cruelty	0	0	0
			Total Group A Offenses	3	0	0

(*) Offenses are counted using the FBI Units of Count for Crime

(**) The 'Arrests' column shows arrests made for incidents during the selected period, regardless of arrest date. Arrest counts for the same period may change over time.

State Police - Sussex CO - VA091SP00 - NIBRS Agency Crime Overview - 2020

2020 Population Estimate			N/A	Offenses (*)		Arrests (**)	
				Group A Offenses	Reported	Adult	Juvenile
Law Enforcement Employees			Crimes Against Persons				
Sworn Male	0		Murder and Nonnegligent Manslaughter		0	0	0
Sworn Female	0		Negligent Manslaughter		0	0	0
Civilian Male	0		Kidnapping/Abduction		0	0	0
Civilian Female	0		Forcible Rape		0	0	0
Total:	0		Forcible Sodomy		0	0	0
			Sexual Assault With An Object		0	0	0
			Forcible Fondling		0	0	0
Offense Overview			Incest		0	0	0
Incident Total	11		Statutory Rape		0	0	0
Offense Total	12		Aggravated Assault		1	2	0
Group A Crimes per 100,000 population	N/A		Simple Assault		0	0	0
			Intimidation		0	0	0
			Human Trafficking, Commercial Sex Acts		0	0	0
			Human Trafficking, Involuntary Servitude		0	0	0
Arrest Overview			Crimes Against Property				
Total Arrests	20		Arson		0	0	0
Adult Arrests	20		Bribery		0	0	0
Juvenile Arrests	0		Burglary/Breaking & Entering		0	0	0
Unknown Age	0		Counterfeiting/Forgery		0	0	0
Arrests per 100,000 population	N/A		Destruction/Damage/Vandalism of Property		1	0	0
			Embezzlement		0	0	0
			Extortion/Blackmail		0	0	0
			False Pretenses/Swindle/Confidence Game		0	0	0
			Credit Card/Automatic Teller Fraud		0	0	0
			Impersonation		0	0	0
			Welfare Fraud		0	0	0
Group B Arrests			Wire Fraud		0	0	0
Offense	Adult	Juvenile	Identity Theft		0	0	0
Bad Checks	0	0	Hacking/Computer Invasion		0	0	0
Curfew/Loitering/Vagrancy Violations	0	0	Robbery		0	0	0
Disorderly Conduct	0	0	Pocket-picking		0	0	0
Driving Under the Influence	6	0	Purse-snatching		0	0	0
Drunkenness	0	0	Shoplifting		0	0	0
Family Offenses (Nonviolent)	0	0	Theft From Building		0	0	0
Liquor Law Violations	1	0	Theft From Coin Operated Machine or Device		0	0	0
Peeping Tom	0	0	Theft From Motor Vehicle		0	0	0
Trespass of Real Property	0	0	Theft of Motor Vehicle Parts/Accessories		0	0	0
All Other Offenses	1	0	All Other Larceny		1	0	0
Total Group B	8	0	Motor Vehicle Theft		0	0	0
			Stolen Property Offenses		1	1	0
			Crimes Against Society				
			Drug/Narcotic Violations		7	8	0
			Drug Equipment Violations		0	0	0
			Betting/Wagering		0	0	0
			Operating/Promoting/Assisting Gambling		0	0	0
			Gambling Equipment Violations		0	0	0
			Sports Tampering		0	0	0
			Pornography/Obscene Material		0	0	0
			Prostitution		0	0	0
			Assisting or Promoting Prostitution		0	0	0
			Purchasing Prostitution		0	0	0
			Weapon Law Violations		1	1	0
			Animal Cruelty		0	0	0
			Total Group A Offenses		12	12	0

(*) Offenses are counted using the FBI Units of Count for Crime

(**) The 'Arrests' column shows arrests made for incidents during the selected period, regardless of arrest date. Arrest counts for the same period may change over time.

State Police - Tazewell CO - VA092SP00 - NIBRS Agency Crime Overview - 2020

2020 Population Estimate			N/A	Offenses (*)		Arrests (**)	
				Reported	Adult	Juvenile	
Law Enforcement Employees			Group A Offenses				
			Crimes Against Persons				
Sworn Male	0		Murder and Nonnegligent Manslaughter	2	0	0	
Sworn Female	0		Negligent Manslaughter	0	0	0	
Civilian Male	0		Kidnapping/Abduction	2	1	0	
Civilian Female	0		Forcible Rape	1	0	0	
Total:	0		Forcible Sodomy	0	0	0	
			Sexual Assault With An Object	0	0	0	
			Forcible Fondling	2	0	0	
Offense Overview			Incest	0	0	0	
Incident Total	71		Statutory Rape	0	0	0	
Offense Total	89		Aggravated Assault	6	2	0	
Group A Crimes per 100,000 population	N/A		Simple Assault	6	4	0	
			Intimidation	1	1	0	
			Human Trafficking, Commercial Sex Acts	0	0	0	
			Human Trafficking, Involuntary Servitude	1	0	0	
Arrest Overview			Crimes Against Property				
Total Arrests	56		Arson	1	0	0	
Adult Arrests	55		Bribery	0	0	0	
Juvenile Arrests	0		Burglary/Breaking & Entering	1	0	0	
Unknown Age	1		Counterfeiting/Forgery	1	0	0	
Arrests per 100,000 population	N/A		Destruction/Damage/Vandalism of Property	2	1	0	
			Embezzlement	0	0	0	
			Extortion/Blackmail	0	0	0	
			False Pretenses/Swindle/Confidence Game	21	10	0	
			Credit Card/Automatic Teller Fraud	0	0	0	
			Impersonation	0	0	0	
			Welfare Fraud	0	0	0	
			Wire Fraud	0	0	0	
			Identity Theft	0	0	0	
			Hacking/Computer Invasion	0	0	0	
			Robbery	0	0	0	
			Pocket-picking	0	0	0	
			Purse-snatching	0	0	0	
			Shoplifting	1	1	0	
			Theft From Building	0	0	0	
			Theft From Coin Operated Machine or Device	0	0	0	
			Theft From Motor Vehicle	0	0	0	
			Theft of Motor Vehicle Parts/Accessories	0	0	0	
			All Other Larceny	11	1	0	
			Motor Vehicle Theft	0	0	0	
			Stolen Property Offenses	4	1	0	
			Crimes Against Society				
			Drug/Narcotic Violations	19	9	0	
			Drug Equipment Violations	2	0	0	
			Betting/Wagering	0	0	0	
			Operating/Promoting/Assisting Gambling	0	0	0	
			Gambling Equipment Violations	0	0	0	
			Sports Tampering	0	0	0	
			Pornography/Obscene Material	1	0	0	
			Prostitution	1	0	0	
			Assisting or Promoting Prostitution	0	0	0	
			Purchasing Prostitution	0	0	0	
			Weapon Law Violations	3	0	0	
			Animal Cruelty	0	0	0	
			Total Group A Offenses	89	31		
Group B Arrests							
Offense	Adult	Juvenile					
Bad Checks	0	0					
Curfew/Loitering/Vagrancy Violations	0	0					
Disorderly Conduct	0	0					
Driving Under the Influence	14	0					
Drunkenness	2	0					
Family Offenses (Nonviolent)	0	0					
Liquor Law Violations	1	0					
Peeping Tom	0	0					
Trespass of Real Property	0	0					
All Other Offenses	7	0					
Total Group B	24	0					

(*) Offenses are counted using the FBI Units of Count for Crime

(**) The 'Arrests' column shows arrests made for incidents during the selected period, regardless of arrest date. Arrest counts for the same period may change over time.

State Police - Virginia Beach - VA128SP00 - NIBRS Agency Crime Overview - 2020

2020 Population Estimate			N/A	Offenses (*)		Arrests (**)	
				Group A Offenses	Reported	Adult	Juvenile
Law Enforcement Employees			Crimes Against Persons				
Sworn Male	0		Murder and Nonnegligent Manslaughter		0	0	0
Sworn Female	0		Negligent Manslaughter		1	1	0
Civilian Male	0		Kidnapping/Abduction		0	0	0
Civilian Female	0		Forcible Rape		0	0	0
	0		Forcible Sodomy		0	0	0
Total:	0		Sexual Assault With An Object		0	0	0
			Forcible Fondling		0	0	0
Offense Overview			Incest		0	0	0
Incident Total	191		Statutory Rape		0	0	0
Offense Total	288		Aggravated Assault		9	1	0
Group A Crimes per 100,000 population	N/A		Simple Assault		2	2	0
			Intimidation		1	0	0
			Human Trafficking, Commercial Sex Acts		0	0	0
			Human Trafficking, Involuntary Servitude		0	0	0
Arrest Overview			Crimes Against Property				
Total Arrests	215		Arson		0	0	0
Adult Arrests	212		Bribery		0	0	0
Juvenile Arrests	3		Burglary/Breaking & Entering		0	0	0
Unknown Age	0		Counterfeiting/Forgery		1	1	0
Arrests per 100,000 population	N/A		Destruction/Damage/Vandalism of Property		1	0	0
			Embezzlement		0	0	0
			Extortion/Blackmail		0	0	0
			False Pretenses/Swindle/Confidence Game		144	95	1
			Credit Card/Automatic Teller Fraud		0	0	0
			Impersonation		1	0	0
			Welfare Fraud		0	0	0
			Wire Fraud		0	0	0
			Identity Theft		2	0	0
			Hacking/Computer Invasion		0	0	0
			Robbery		0	0	0
			Pocket-picking		0	0	0
	Purse-snatching		0	0	0		
	Shoplifting		0	0	0		
	Theft From Building		0	0	0		
	Theft From Coin Operated Machine or Device		0	0	0		
	Theft From Motor Vehicle		0	0	0		
	Theft of Motor Vehicle Parts/Accessories		0	0	0		
	All Other Larceny		4	0	0		
	Motor Vehicle Theft		9	0	0		
	Stolen Property Offenses		0	0	0		
Group B Arrests			Crimes Against Society				
			Drug/Narcotic Violations		18	7	0
			Drug Equipment Violations		0	0	0
			Betting/Wagering		0	0	0
			Operating/Promoting/Assisting Gambling		0	0	0
			Gambling Equipment Violations		0	0	0
			Sports Tampering		0	0	0
			Pornography/Obscene Material		0	0	0
			Prostitution		0	0	0
			Assisting or Promoting Prostitution		0	0	0
			Purchasing Prostitution		0	0	0
			Weapon Law Violations		95	1	0
			Animal Cruelty		0	0	0
Total Group B			Total Group A Offenses		288	108	1

(*) Offenses are counted using the FBI Units of Count for Crime
 (**) The 'Arrests' column shows arrests made for incidents during the selected period, regardless of arrest date. Arrest counts for the same period may change over time.

State Police - Warren CO - VA093SP00 - NIBRS Agency Crime Overview - 2020

2020 Population Estimate			N/A	Offenses (*)		Arrests (**)	
				Reported	Adult	Juvenile	
Law Enforcement Employees			Group A Offenses				
			Crimes Against Persons				
Sworn Male	0		Murder and Nonnegligent Manslaughter	0	0	0	
Sworn Female	0		Negligent Manslaughter	0	0	0	
Civilian Male	0		Kidnapping/Abduction	0	0	0	
Civilian Female	0		Forcible Rape	0	0	0	
Total:	0		Forcible Sodomy	0	0	0	
			Sexual Assault With An Object	0	0	0	
			Forcible Fondling	0	0	0	
			Incest	0	0	0	
Offense Overview			Statutory Rape	0	0	0	
Incident Total	329		Aggravated Assault	5	0	0	
Offense Total	359		Simple Assault	5	1	0	
Group A Crimes per 100,000 population	N/A		Intimidation	2	0	0	
			Human Trafficking, Commercial Sex Acts	0	0	0	
			Human Trafficking, Involuntary Servitude	0	0	0	
Arrest Overview			Crimes Against Property				
Total Arrests	54		Arson	0	0	0	
Adult Arrests	53		Bribery	0	0	0	
Juvenile Arrests	1		Burglary/Breaking & Entering	0	0	0	
Unknown Age	0		Counterfeiting/Forgery	1	1	0	
Arrests per 100,000 population	N/A		Destruction/Damage/Vandalism of Property	1	0	0	
			Embezzlement	0	0	0	
			Extortion/Blackmail	0	0	0	
			False Pretenses/Swindle/Confidence Game	33	2	0	
			Credit Card/Automatic Teller Fraud	0	0	0	
			Impersonation	3	2	0	
			Welfare Fraud	0	0	0	
			Wire Fraud	0	0	0	
			Identity Theft	2	1	0	
			Hacking/Computer Invasion	1	0	0	
			Robbery	0	0	0	
			Pocket-picking	0	0	0	
			Purse-snatching	0	0	0	
			Shoplifting	0	0	0	
			Theft From Building	0	0	0	
			Theft From Coin Operated Machine or Device	0	0	0	
			Theft From Motor Vehicle	0	0	0	
			Theft of Motor Vehicle Parts/Accessories	0	0	0	
			All Other Larceny	2	0	0	
			Motor Vehicle Theft	0	0	0	
			Stolen Property Offenses	2	0	0	
			Crimes Against Society				
			Drug/Narcotic Violations	282	29	0	
			Drug Equipment Violations	7	0	0	
			Betting/Wagering	0	0	0	
			Operating/Promoting/Assisting Gambling	0	0	0	
			Gambling Equipment Violations	0	0	0	
			Sports Tampering	0	0	0	
			Pornography/Obscene Material	1	1	0	
			Prostitution	0	0	0	
			Assisting or Promoting Prostitution	0	0	0	
			Purchasing Prostitution	0	0	0	
			Weapon Law Violations	11	1	0	
			Animal Cruelty	1	0	0	
			Total Group A Offenses	359	38	0	
Group B Arrests							
Offense	Adult	Juvenile					
Bad Checks	0	0					
Curfew/Loitering/Vagrancy Violations	0	0					
Disorderly Conduct	0	0					
Driving Under the Influence	5	0					
Drunkenness	2	0					
Family Offenses (Nonviolent)	0	0					
Liquor Law Violations	3	1					
Peeping Tom	0	0					
Trespass of Real Property	0	0					
All Other Offenses	5	0					
Total Group B	15	1					

(*) Offenses are counted using the FBI Units of Count for Crime

(**) The 'Arrests' column shows arrests made for incidents during the selected period, regardless of arrest date. Arrest counts for the same period may change over time.

State Police - Washington CO - VA094SP00 - NIBRS Agency Crime Overview - 2020

2020 Population Estimate			N/A	Offenses (*)		Arrests (**)	
				Group A Offenses	Reported	Adult	Juvenile
Law Enforcement Employees			Crimes Against Persons				
Sworn Male	0		Murder and Nonnegligent Manslaughter		0	0	0
Sworn Female	0		Negligent Manslaughter		1	1	0
Civilian Male	0		Kidnapping/Abduction		0	0	0
Civilian Female	0		Forcible Rape		1	0	0
Total:	0		Forcible Sodomy		0	0	0
			Sexual Assault With An Object		0	0	0
			Forcible Fondling		0	0	0
Offense Overview			Incest		0	0	0
Incident Total	72		Statutory Rape		0	0	0
Offense Total	77		Aggravated Assault		2	1	0
Group A Crimes per 100,000 population	N/A		Simple Assault		2	1	0
			Intimidation		1	0	0
			Human Trafficking, Commercial Sex Acts		0	0	0
			Human Trafficking, Involuntary Servitude		0	0	0
Arrest Overview			Crimes Against Property				
Total Arrests	72		Arson		4	1	0
Adult Arrests	72		Bribery		0	0	0
Juvenile Arrests	0		Burglary/Breaking & Entering		0	0	0
Unknown Age	0		Counterfeiting/Forgery		0	0	0
Arrests per 100,000 population	N/A		Destruction/Damage/Vandalism of Property		0	0	0
			Embezzlement		0	0	0
			Extortion/Blackmail		1	0	0
			False Pretenses/Swindle/Confidence Game		22	10	0
			Credit Card/Automatic Teller Fraud		0	0	0
			Impersonation		0	0	0
Group B Arrests			Welfare Fraud		0	0	0
Offense	Adult	Juvenile	Wire Fraud		0	0	0
Bad Checks	0	0	Identity Theft		0	0	0
Curfew/Loitering/Vagrancy Violations	0	0	Hacking/Computer Invasion		1	0	0
Disorderly Conduct	0	0	Robbery		0	0	0
Driving Under the Influence	37	0	Pocket-picking		0	0	0
Drunkenness	1	0	Purse-snatching		0	0	0
Family Offenses (Nonviolent)	0	0	Shoplifting		1	1	0
Liquor Law Violations	0	0	Theft From Building		0	0	0
Peeping Tom	0	0	Theft From Coin Operated Machine or Device		0	0	0
Trespass of Real Property	0	0	Theft From Motor Vehicle		0	0	0
All Other Offenses	5	0	Theft of Motor Vehicle Parts/Accessories		0	0	0
Total Group B	43	0	All Other Larceny		6	2	0
			Motor Vehicle Theft		1	0	0
			Stolen Property Offenses		1	0	0
			Crimes Against Society				
			Drug/Narcotic Violations		28	11	0
			Drug Equipment Violations		0	0	0
			Betting/Wagering		0	0	0
			Operating/Promoting/Assisting Gambling		0	0	0
			Gambling Equipment Violations		0	0	0
			Sports Tampering		0	0	0
			Pornography/Obscene Material		0	0	0
			Prostitution		0	0	0
			Assisting or Promoting Prostitution		0	0	0
			Purchasing Prostitution		0	0	0
			Weapon Law Violations		5	1	0
			Animal Cruelty		0	0	0
			Total Group A Offenses		77	29	

(*) Offenses are counted using the FBI Units of Count for Crime

(**) The 'Arrests' column shows arrests made for incidents during the selected period, regardless of arrest date. Arrest counts for the same period may change over time.

State Police - Waynesboro - VA129SP00 - NIBRS Agency Crime Overview - 2020

2020 Population Estimate		N/A	Offenses (*)		Arrests (**)	
			Reported	Adult	Juvenile	
Law Enforcement Employees			Crimes Against Persons			
Sworn Male	0	Murder and Nonnegligent Manslaughter	0	0	0	
Sworn Female	0	Negligent Manslaughter	0	0	0	
Civilian Male	0	Kidnapping/Abduction	1	0	0	
Civilian Female	0	Forcible Rape	0	0	0	
Total:	0	Forcible Sodomy	0	0	0	
Offense Overview		Sexual Assault With An Object	1	0	0	
		Forcible Fondling	0	0	0	
		Incest	0	0	0	
	Incident Total	28	Statutory Rape	0	0	0
	Offense Total	31	Aggravated Assault	1	1	0
Group A Crimes per 100,000 population	N/A	Simple Assault	0	0	0	
		Intimidation	0	0	0	
		Human Trafficking, Commercial Sex Acts	0	0	0	
		Human Trafficking, Involuntary Servitude	0	0	0	
		Arrest Overview		Crimes Against Property		
Total Arrests	16		Arson	0	0	0
Adult Arrests	16	Bribery	0	0	0	
Juvenile Arrests	0	Burglary/Breaking & Entering	0	0	0	
Unknown Age	0	Counterfeiting/Forgery	0	0	0	
Arrests per 100,000 population	N/A	Destruction/Damage/Vandalism of Property	1	0	0	
		Embezzlement	0	0	0	
		Extortion/Blackmail	0	0	0	
		False Pretenses/Swindle/Confidence Game	4	3	0	
		Credit Card/Automatic Teller Fraud	0	0	0	
		Impersonation	0	0	0	
		Welfare Fraud	0	0	0	
		Wire Fraud	0	0	0	
		Identity Theft	0	0	0	
		Hacking/Computer Invasion	0	0	0	
Robbery	0	0	0			
Pocket-picking	0	0	0			
Purse-snatching	0	0	0			
Shoplifting	0	0	0			
Theft From Building	0	0	0			
Theft From Coin Operated Machine or Device	0	0	0			
Theft From Motor Vehicle	0	0	0			
Theft of Motor Vehicle Parts/Accessories	0	0	0			
All Other Larceny	0	0	0			
Motor Vehicle Theft	0	0	0			
Stolen Property Offenses	0	0	0			
Crimes Against Society						
	Drug/Narcotic Violations	20	10	0		
Drug Equipment Violations	0	0	0			
Betting/Wagering	0	0	0			
Operating/Promoting/Assisting Gambling	0	0	0			
Gambling Equipment Violations	0	0	0			
Sports Tampering	0	0	0			
Pornography/Obscene Material	0	0	0			
Prostitution	0	0	0			
Assisting or Promoting Prostitution	0	0	0			
Purchasing Prostitution	0	0	0			
Weapon Law Violations	3	0	0			
Animal Cruelty	0	0	0			
Total Group A Offenses		31	14	0		
Group B Arrests						
Offense	Adult	Juvenile				
Bad Checks	0	0				
Curfew/Loitering/Vagrancy Violations	0	0				
Disorderly Conduct	0	0				
Driving Under the Influence	0	0				
Drunkenness	0	0				
Family Offenses (Nonviolent)	0	0				
Liquor Law Violations	0	0				
Peeping Tom	0	0				
Trespass of Real Property	0	0				
All Other Offenses	2	0				
Total Group B		2	0			

(*) Offenses are counted using the FBI Units of Count for Crime

(**) The 'Arrests' column shows arrests made for incidents during the selected period, regardless of arrest date. Arrest counts for the same period may change over time.

State Police - Westmoreland CO - VA095SP00 - NIBRS Agency Crime Overview - 2020

2020 Population Estimate			N/A	Offenses (*)	Arrests (**)	
				Reported	Adult	Juvenile
Law Enforcement Employees				Crimes Against Persons		
Sworn Male		0	Murder and Nonnegligent Manslaughter	0	0	0
Sworn Female		0	Negligent Manslaughter	0	0	0
Civilian Male		0	Kidnapping/Abduction	0	0	0
Civilian Female		0	Forcible Rape	0	0	0
Total:		0	Forcible Sodomy	0	0	0
			Sexual Assault With An Object	0	0	0
			Forcible Fondling	0	0	
			Incest	0	0	0
Incident Total		12	Statutory Rape	0	0	0
Offense Total		12	Aggravated Assault	1	1	0
Group A Crimes per 100,000 population		N/A	Simple Assault	1	1	0
			Intimidation	0	0	0
			Human Trafficking, Commercial Sex Acts	0	0	0
			Human Trafficking, Involuntary Servitude	0	0	0
Arrest Overview			Crimes Against Property			
Total Arrests		20	Arson	0	0	0
Adult Arrests		20	Bribery	0	0	0
Juvenile Arrests		0	Burglary/Breaking & Entering	0	0	0
Unknown Age		0	Counterfeiting/Forgery	0	0	0
Arrests per 100,000 population		N/A	Destruction/Damage/Vandalism of Property	0	0	0
			Embezzlement	0	0	0
			Extortion/Blackmail	0	0	0
			False Pretenses/Swindle/Confidence Game	0	0	0
			Credit Card/Automatic Teller Fraud	0	0	0
			Impersonation	1	0	0
Group B Arrests			Welfare Fraud	0	0	0
Offense	Adult	Juvenile	Wire Fraud	0	0	0
Bad Checks	0	0	Identity Theft	0	0	0
Curfew/Loitering/Vagrancy Violations	0	0	Hacking/Computer Invasion	0	0	0
Disorderly Conduct	0	0	Robbery	0	0	0
Driving Under the Influence	11	0	Pocket-picking	0	0	0
Drunkenness	0	0	Purse-snatching	0	0	0
Family Offenses (Nonviolent)	0	0	Shoplifting	0	0	0
Liquor Law Violations	0	0	Theft From Building	0	0	0
Loitering/Trespassing	0	0	Theft From Coin Operated Machine or Device	0	0	0
Misdemeanor Offenses	0	0	Theft From Motor Vehicle	0	0	0
Motor Vehicle Offenses	0	0	Theft of Motor Vehicle Parts/Accessories	0	0	0
Other Offenses	0	0	All Other Larceny	0	0	0
Total Group B	11	0	Motor Vehicle Theft	1	0	0
			Stolen Property Offenses	0	0	0
			Crimes Against Society			
			Drug/Narcotic Violations	7	7	0
			Drug Equipment Violations	1	0	0
			Betting/Wagering	0	0	0
			Operating/Promoting/Assisting Gambling	0	0	0
			Gambling Equipment Violations	0	0	0
			Sports Tampering	0	0	0
			Pornography/Obscene Material	0	0	0
			Prostitution	0	0	0
			Assisting or Promoting Prostitution	0	0	0
			Purchasing Prostitution	0	0	0
			Weapon Law Violations	0	0	0
			Animal Cruelty	0	0	0
			Total Group A Offenses	12	9	0

(*) Offenses are counted using the FBI Units of Count for Crime

(**) The 'Arrests' column shows arrests made for incidents during the selected period, regardless of arrest date. Arrest counts for the same period may change over time.

State Police - Williamsburg - VA130SP00 - NIBRS Agency Crime Overview - 2020

2020 Population Estimate			N/A	Offenses (*)		Arrests (**)	
				Group A Offenses	Reported	Adult	Juvenile
Law Enforcement Employees			Crimes Against Persons				
Sworn Male		0	Murder and Nonnegligent Manslaughter		0	0	0
Sworn Female		0	Negligent Manslaughter		0	0	0
Civilian Male		0	Kidnapping/Abduction		0	0	0
Civilian Female		0	Forcible Rape		0	0	0
		0	Forcible Sodomy		0	0	0
Total:		0	Sexual Assault With An Object		0	0	0
			Forcible Fondling		0	0	0
Offense Overview				Incest	0	0	0
Incident Total		0	Statutory Rape		0	0	0
Offense Total		0	Aggravated Assault		0	0	0
Group A Crimes per 100,000 population		N/A	Simple Assault		0	0	0
			Intimidation		0	0	0
			Human Trafficking, Commercial Sex Acts		0	0	0
			Human Trafficking, Involuntary Servitude		0	0	0
Arrest Overview			Crimes Against Property				
Total Arrests		0	Arson		0	0	0
Adult Arrests		0	Bribery		0	0	0
Juvenile Arrests		0	Burglary/Breaking & Entering		0	0	0
Unknown Age		0	Counterfeiting/Forgery		0	0	0
Arrests per 100,000 population		N/A	Destruction/Damage/Vandalism of Property		0	0	0
			Embezzlement		0	0	0
			Extortion/Blackmail		0	0	0
			False Pretenses/Swindle/Confidence Game		0	0	0
			Credit Card/Automatic Teller Fraud		0	0	0
			Impersonation		0	0	0
			Welfare Fraud		0	0	0
			Wire Fraud		0	0	0
			Identity Theft		0	0	0
			Hacking/Computer Invasion		0	0	0
Group B Arrests				Robbery	0	0	0
Offense	Adult	Juvenile		Pocket-picking	0	0	0
Bad Checks	0	0		Purse-snatching	0	0	0
Curfew/Loitering/Vagrancy Violations	0	0		Shoplifting	0	0	0
Disorderly Conduct	0	0		Theft From Building	0	0	0
Driving Under the Influence	0	0		Theft From Coin Operated Machine or Device	0	0	0
Drunkenness	0	0		Theft From Motor Vehicle	0	0	0
Family Offenses (Nonviolent)	0	0		Theft of Motor Vehicle Parts/Accessories	0	0	0
Liquor Law Violations	0	0		All Other Larceny	0	0	0
Peeping Tom	0	0		Motor Vehicle Theft	0	0	0
Trespass of Real Property	0	0		Stolen Property Offenses	0	0	0
All Other Offenses	0	0		Crimes Against Society			
Total Group B	0	0		Drug/Narcotic Violations	0	0	0
				Drug Equipment Violations	0	0	0
				Betting/Wagering	0	0	0
				Operating/Promoting/Assisting Gambling	0	0	0
				Gambling Equipment Violations	0	0	0
				Sports Tampering	0	0	0
				Pornography/Obscene Material	0	0	0
				Prostitution	0	0	0
				Assisting or Promoting Prostitution	0	0	0
				Purchasing Prostitution	0	0	0
				Weapon Law Violations	0	0	0
				Animal Cruelty	0	0	0
				Total Group A Offenses	0	0	0

(*) Offenses are counted using the FBI Units of Count for Crime

(**) The 'Arrests' column shows arrests made for incidents during the selected period, regardless of arrest date. Arrest counts for the same period may change over time.

State Police - Winchester - VA131SP00 - NIBRS Agency Crime Overview - 2020

2020 Population Estimate			N/A	Offenses (*)	Arrests (**)	
				Reported	Adult	Juvenile
Law Enforcement Employees						
Sworn Male	0		Murder and Nonnegligent Manslaughter	0	0	0
Sworn Female	0		Negligent Manslaughter	0	0	0
Civilian Male	0		Kidnapping/Abduction	0	0	0
Civilian Female	0		Forcible Rape	0	0	0
Total:	0		Forcible Sodomy	0	0	0
			Sexual Assault With An Object	0	0	0
			Forcible Fondling	0	0	0
			Incest	0	0	0
Incident Total	129		Statutory Rape	0	0	0
Offense Total	132		Aggravated Assault	1	0	0
Group A Crimes per 100,000 population	N/A		Simple Assault	0	0	0
			Intimidation	0	0	0
			Human Trafficking, Commercial Sex Acts	0	0	0
			Human Trafficking, Involuntary Servitude	0	0	0
Arrest Overview			Crimes Against Property			
Total Arrests	22		Arson	0	0	0
Adult Arrests	21		Bribery	0	0	0
Juvenile Arrests	1		Burglary/Breaking & Entering	0	0	0
Unknown Age	0		Counterfeiting/Forgery	0	0	0
Arrests per 100,000 population	N/A		Destruction/Damage/Vandalism of Property	0	0	0
			Embezzlement	0	0	0
			Extortion/Blackmail	0	0	0
			False Pretenses/Swindle/Confidence Game	16	4	0
			Credit Card/Automatic Teller Fraud	0	0	0
			Impersonation	0	0	0
Group B Arrests			Welfare Fraud	0	0	0
Offense	Adult	Juvenile	Wire Fraud	0	0	0
Bad Checks	0	0	Identity Theft	0	0	0
Curfew/Loitering/Vagrancy Violations	0	0	Hacking/Computer Invasion	0	0	0
Disorderly Conduct	0	0	Robbery	0	0	0
Driving Under the Influence	3	0	Pocket-picking	0	0	0
Drunkenness	0	0	Purse-snatching	0	0	0
Family Offenses (Nonviolent)	0	0	Shoplifting	0	0	0
Liquor Law Violations	0	0	Theft From Building	0	0	0
Loitering/Trespassing	0	0	Theft From Coin Operated Machine or Device	0	0	0
Misdemeanor Offenses	0	0	Theft From Motor Vehicle	0	0	0
Offenses	0	0	Theft of Motor Vehicle Parts/Accessories	0	0	0
Other Offenses	1	0	All Other Larceny	0	0	0
Total Group B	4	0	Motor Vehicle Theft	0	0	0
			Stolen Property Offenses	0	0	0
			Crimes Against Society			
			Drug/Narcotic Violations	111	12	1
			Drug Equipment Violations	1	0	0
			Betting/Wagering	0	0	0
			Operating/Promoting/Assisting Gambling	0	0	0
			Gambling Equipment Violations	0	0	0
			Sports Tampering	0	0	0
			Pornography/Obscene Material	0	0	0
			Prostitution	0	0	0
			Assisting or Promoting Prostitution	0	0	0
			Purchasing Prostitution	0	0	0
			Weapon Law Violations	3	1	0
			Animal Cruelty	0	0	0
			Total Group A Offenses	132	17	1

(*) Offenses are counted using the FBI Units of Count for Crime

(**) The 'Arrests' column shows arrests made for incidents during the selected period, regardless of arrest date. Arrest counts for the same period may change over time.

State Police - Wise CO - VA096SP00 - NIBRS Agency Crime Overview - 2020

2020 Population Estimate			N/A	Offenses (*)	Arrests (**)	
				Reported	Adult	Juvenile
Law Enforcement Employees						
Sworn Male	0		Murder and Nonnegligent Manslaughter	0	0	0
Sworn Female	0		Negligent Manslaughter	1	1	0
Civilian Male	0		Kidnapping/Abduction	1	0	0
Civilian Female	0		Forcible Rape	0	0	0
Total:	0		Forcible Sodomy	0	0	0
			Sexual Assault With An Object	0	0	0
			Forcible Fondling	0	0	0
			Incest	0	0	0
Incident Total	52		Statutory Rape	0	0	0
Offense Total	73		Aggravated Assault	1	0	0
Group A Crimes per 100,000 population	N/A		Simple Assault	2	1	0
			Intimidation	2	0	0
			Human Trafficking, Commercial Sex Acts	0	0	0
			Human Trafficking, Involuntary Servitude	0	0	0
Arrest Overview			Crimes Against Property			
Total Arrests	23		Arson	1	0	0
Adult Arrests	23		Bribery	0	0	0
Juvenile Arrests	0		Burglary/Breaking & Entering	1	1	0
Unknown Age	0		Counterfeiting/Forgery	0	0	0
Arrests per 100,000 population	N/A		Destruction/Damage/Vandalism of Property	2	0	0
			Embezzlement	2	0	0
			Extortion/Blackmail	0	0	0
			False Pretenses/Swindle/Confidence Game	28	6	0
			Credit Card/Automatic Teller Fraud	0	0	0
			Impersonation	0	0	0
Group B Arrests			Welfare Fraud	0	0	0
Offense	Adult	Juvenile	Wire Fraud	0	0	0
Bad Checks	0	0	Identity Theft	0	0	0
Curfew/Loitering/Vagrancy Violations	0	0	Hacking/Computer Invasion	1	0	0
Disorderly Conduct	0	0	Robbery	0	0	0
Driving Under the Influence	4	0	Pocket-picking	0	0	0
Drunkenness	0	0	Purse-snatching	0	0	0
Family Offenses (Nonviolent)	0	0	Shoplifting	0	0	0
Liquor Law Violations	0	0	Theft From Building	0	0	0
Loitering/Trespassing	0	0	Theft From Coin Operated Machine or Device	0	0	0
Misdemeanor Offenses	0	0	Theft From Motor Vehicle	0	0	0
Offenses	0	0	Theft of Motor Vehicle Parts/Accessories	0	0	0
Other Offenses	5	0	All Other Larceny	6	0	0
Total Group B	9	0	Motor Vehicle Theft	1	0	0
			Stolen Property Offenses	0	0	0
			Crimes Against Society			
			Drug/Narcotic Violations	11	4	0
			Drug Equipment Violations	0	0	0
			Betting/Wagering	0	0	0
			Operating/Promoting/Assisting Gambling	0	0	0
			Gambling Equipment Violations	0	0	0
			Sports Tampering	0	0	0
			Pornography/Obscene Material	1	0	0
			Prostitution	0	0	0
			Assisting or Promoting Prostitution	0	0	0
			Purchasing Prostitution	0	0	0
			Weapon Law Violations	11	1	0
			Animal Cruelty	1	0	0
			Total Group A Offenses	73	14	0

(*) Offenses are counted using the FBI Units of Count for Crime

(**) The 'Arrests' column shows arrests made for incidents during the selected period, regardless of arrest date. Arrest counts for the same period may change over time.

State Police - Wythe CO - VA097SP00 - NIBRS Agency Crime Overview - 2020

2020 Population Estimate			N/A	Offenses (*)		Arrests (**)	
				Reported	Adult	Juvenile	
Law Enforcement Employees			Group A Offenses				
			Crimes Against Persons				
Sworn Male	0		Murder and Nonnegligent Manslaughter	0	0	0	
Sworn Female	0		Negligent Manslaughter	0	0	0	
Civilian Male	0		Kidnapping/Abduction	0	0	0	
Civilian Female	0		Forcible Rape	0	0	0	
Total:	0		Forcible Sodomy	1	1	0	
			Sexual Assault With An Object	1	0	0	
			Forcible Fondling	0	0	0	
Offense Overview			Incest	0	0	0	
Incident Total	92		Statutory Rape	0	0	0	
Offense Total	118		Aggravated Assault	13	3	0	
Group A Crimes per 100,000 population	N/A		Simple Assault	8	3	0	
			Intimidation	0	0	0	
			Human Trafficking, Commercial Sex Acts	0	0	0	
			Human Trafficking, Involuntary Servitude	0	0	0	
Arrest Overview			Crimes Against Property				
Total Arrests	68		Arson	1	0	0	
Adult Arrests	67		Bribery	0	0	0	
Juvenile Arrests	1		Burglary/Breaking & Entering	0	0	0	
Unknown Age	0		Counterfeiting/Forgery	1	1	0	
Arrests per 100,000 population	N/A		Destruction/Damage/Vandalism of Property	5	1	0	
			Embezzlement	0	0	0	
			Extortion/Blackmail	0	0	0	
			False Pretenses/Swindle/Confidence Game	36	9	0	
			Credit Card/Automatic Teller Fraud	3	0	0	
			Impersonation	0	0	0	
			Welfare Fraud	0	0	0	
			Wire Fraud	0	0	0	
			Identity Theft	0	0	0	
			Hacking/Computer Invasion	0	0	0	
			Robbery	2	1	0	
			Pocket-picking	0	0	0	
			Purse-snatching	0	0	0	
			Shoplifting	1	1	0	
			Theft From Building	0	0	0	
			Theft From Coin Operated Machine or Device	0	0	0	
			Theft From Motor Vehicle	0	0	0	
			Theft of Motor Vehicle Parts/Accessories	0	0	0	
			All Other Larceny	8	1	0	
			Motor Vehicle Theft	3	0	0	
			Stolen Property Offenses	4	2	0	
			Crimes Against Society				
			Drug/Narcotic Violations	24	18	0	
			Drug Equipment Violations	1	0	0	
			Betting/Wagering	0	0	0	
			Operating/Promoting/Assisting Gambling	0	0	0	
			Gambling Equipment Violations	0	0	0	
			Sports Tampering	0	0	0	
			Pornography/Obscene Material	0	0	0	
			Prostitution	0	0	0	
			Assisting or Promoting Prostitution	0	0	0	
			Purchasing Prostitution	0	0	0	
			Weapon Law Violations	6	0	0	
			Animal Cruelty	0	0	0	
			Total Group A Offenses	118	41		
Group B Arrests							
Offense	Adult	Juvenile					
Bad Checks	0	0					
Curfew/Loitering/Vagrancy Violations	0	0					
Disorderly Conduct	0	0					
Driving Under the Influence	14	0					
Drunkenness	1	0					
Family Offenses (Nonviolent)	0	0					
Liquor Law Violations	0	0					
Peeping Tom	0	0					
Trespass of Real Property	0	0					
All Other Offenses	11	1					
Total Group B	26	1					

(*) Offenses are counted using the FBI Units of Count for Crime

(**) The 'Arrests' column shows arrests made for incidents during the selected period, regardless of arrest date. Arrest counts for the same period may change over time.

State Police - York CO - VA098SP00 - NIBRS Agency Crime Overview - 2020

2020 Population Estimate		N/A	Offenses (*)		Arrests (**)	
			Reported	Adult	Juvenile	
Law Enforcement Employees			Crimes Against Persons			
Sworn Male	0	Murder and Nonnegligent Manslaughter	0	0	0	
Sworn Female	0	Negligent Manslaughter	0	0	0	
Civilian Male	0	Kidnapping/Abduction	0	0	0	
Civilian Female	0	Forcible Rape	0	0	0	
Total:	0	Forcible Sodomy	0	0	0	
		Sexual Assault With An Object	0	0	0	
		Forcible Fondling	0	0	0	
Offense Overview		Incest	0	0	0	
Incident Total	24	Statutory Rape	0	0	0	
Offense Total	37	Aggravated Assault	7	2	0	
Group A Crimes per 100,000 population	N/A	Simple Assault	9	3	0	
		Intimidation	0	0	0	
		Human Trafficking, Commercial Sex Acts	0	0	0	
		Human Trafficking, Involuntary Servitude	0	0	0	
Arrest Overview		Crimes Against Property				
Total Arrests	41	Arson	0	0	0	
Adult Arrests	41	Bribery	0	0	0	
Juvenile Arrests	0	Burglary/Breaking & Entering	0	0	0	
Unknown Age	0	Counterfeiting/Forgery	2	1	0	
Arrests per 100,000 population	N/A	Destruction/Damage/Vandalism of Property	0	0	0	
		Embezzlement	0	0	0	
		Extortion/Blackmail	0	0	0	
		False Pretenses/Swindle/Confidence Game	10	2	0	
		Credit Card/Automatic Teller Fraud	0	0	0	
		Impersonation	0	0	0	
Group B Arrests		Welfare Fraud	0	0	0	
Offense	Adult	Juvenile	Wire Fraud	0	0	
Bad Checks	0	0	Identity Theft	0	0	
Curfew/Loitering/Vagrancy Violations	1	0	Hacking/Computer Invasion	0	0	
Disorderly Conduct	0	0	Robbery	0	0	
Driving Under the Influence	23	0	Pocket-picking	0	0	
Drunkenness	0	0	Purse-snatching	0	0	
Family Offenses (Nonviolent)	0	0	Shoplifting	0	0	
Liquor Law Violations	0	0	Theft From Building	0	0	
Peeping Tom	0	0	Theft From Coin Operated Machine or Device	0	0	
Trespass of Real Property	0	0	Theft From Motor Vehicle	0	0	
All Other Offenses	4	0	Theft of Motor Vehicle Parts/Accessories	0	0	
Total Group B	28	0	All Other Larceny	0	0	
			Motor Vehicle Theft	0	0	
			Stolen Property Offenses	0	0	
			Crimes Against Society			
			Drug/Narcotic Violations	7	5	
			Drug Equipment Violations	0	0	
			Betting/Wagering	0	0	
			Operating/Promoting/Assisting Gambling	0	0	
			Gambling Equipment Violations	0	0	
			Sports Tampering	0	0	
			Pornography/Obscene Material	0	0	
			Prostitution	0	0	
			Assisting or Promoting Prostitution	0	0	
			Purchasing Prostitution	0	0	
			Weapon Law Violations	2	0	
			Animal Cruelty	0	0	
			Total Group A Offenses	37	13	
					0	

(*) Offenses are counted using the FBI Units of Count for Crime

(**) The 'Arrests' column shows arrests made for incidents during the selected period, regardless of arrest date. Arrest counts for the same period may change over time.