

CRIME IN VIRGINIA 2004



Compiled by
Uniform Crime Reporting Section
Department of State Police

CRIME IN VIRGINIA



JANUARY-DECEMBER, 2004

Virginia Uniform Crime Reporting Program

DEPARTMENT OF STATE POLICE
Colonel W. Steven Flaherty
Superintendent
RICHMOND

Foreword

Crime is of great concern to all citizens of Virginia. By use of crime statistics, criminal justice agencies can make an informed decision concerning the most efficient and effective manner in which to dedicate their limited resources toward the reduction of crime in their communities. The Uniform Crime Reporting (UCR) Program is a system of collecting and analyzing crime statistics gathered on selected crimes by participating law enforcement agencies throughout the State. We acknowledge the efforts made by these agencies in making this report accurate and concise.

With this edition, all information is in the Incident Based format. The Incident Based Reporting central repository went into production in January 1994. At that time all contributing agencies were given five years to convert their summary system into an incident based system. All but a few agencies have completed this process and we are no longer accepting summary hard copy reports. In the section, Offenses By Contributor, if the agency did not submit an entire year of data, the footnote beside the agency's name represents the number of months of submission. The statewide population for this publication, 7,458,300, are 2004 provisional estimates provided by the Weldon Cooper Center For Public Service, University of Virginia.

In accordance with the *Code of Virginia*, the Department of State Police, as the central repository, collects crime information from participating agencies; the most accurate information available in Virginia is used to generate the statistics contained in this annual report. UCR statistics were originally for police agencies only, but community concern has generated a use by both public and private sources. This use increases yearly. The UCR information has become the primary vehicle used to evaluate levels of criminal activity in jurisdictions throughout Virginia.

The participation and cooperation of all agencies making this publication possible is sincerely appreciated. The quality of the program continues to be maintained through their cooperative efforts.

Colonel W. Steven Flaherty
Superintendent

Dedication

Fortunately, there were no law enforcement officers who were feloniously killed while performing their duties during 2004.

Facts At A Glance

- There were 478,431 Group A Offenses reported by the contributing agencies. (Page 8)
- The total number of incidents of crime was 435,748 and the month of July had the greatest number reported. (Page 7)
- Of the 21,982 violent crimes reported, 44.3% occurred in the home. (Page 43)
- There were 5,179 victims of the 4,884 forcible sex offenses reported by the contributing agencies. 91.5% were females. (Pages 14 & 15)
- The theft of jewelry & precious metals accounted for a property loss of \$22,710,380. (Page 57)
- Firearms represented 16.5% of all weapons used in Aggravated Assaults. 71.2% of all victims of aggravated assault had some type of injury. (Page 44)
- 17,309 offenses of Motor Vehicle Thefts were reported, amounting to a total value loss of \$105,735,129. (Page 58)
- There were 119,334 Group A arrests reported by contributing agencies and 184,000 Group B arrests reported. (Pages 71 & 72)
- There were 1,449 assaults on officers reported in Virginia. 32.2% involved some type of injury to the officer. (Page 53)
- Of the 362 Hate Crime offenses reported, 39.2% of these were some type of assault offense and 36.5% were vandalism/damage of property offenses. (Page 49)

Clearance Rates:

This report no longer contains clearance rates. The IBR system does not accurately reflect the volume of clearances each department produces in a given year. Additionally, the number of arrests in a jurisdiction does not provide offense clearance information in that one person arrested could clear a number of different offenses.

Table of Contents

I.	2004 VIRGINIA UNIFORM CRIME REPORTING PROGRAM	Page
	A. History of UCR Program	1
	B. UCR Objectives	1
	C. Incident Based Reporting	2
	D. Crime Factors	3
	E. Crime Trends	4
II.	GROUP A OFFENSES	
	A. Definitions of Group A Offense Categories	6
	B. Monthly Offenses	7
	C. Crime Clocks	8
	D. Homicide	9
	E. Forcible Sex Offenses	13
	F. Robbery	18
	G. Assault Offenses	22
	H. Burglary	26
	I. Larceny	30
	J. Motor Vehicle Theft	33
	K. Arson	37
III.	SUMMARY OF GROUP A OFFENSES	
	A. Violent Crime--Relationship of Victim to Offender	42
	B. Violent Crime--Offender Suspected of Using	42
	C. Violent Crime--Resident Status of Victim	42
	D. Violent Crime--Location and Time of Offense	43
	E. Violent Crime--Weapon Used, Victim Injury	44
	F. Violent Crime--Age, Gender & Race of Victim/Offender	45
	G. Property Crime--Offender Suspected of Using	46
	H. Property Crime--Offenses by Time of Day	46
	I. Property Crime--Location By Offense	47
	J. Property Crime--Offense by Day of Week	48
	K. Property Crime--Victims & Offenders by Race & Gender	48
	L. Hate Crime	49
IV.	LAW ENFORCEMENT OFFICERS KILLED AND ASSAULTED	
	A. Officers Assaulted by Type of Activity	52
	B. Officers Assaulted by Type of Weapon	53
	C. Officers Injured by Type of Injury	53
	D. Officers Assaulted by Type of Assignment	54
	E. Officers Assaulted by Time of Day	54

V.	VALUE OF PROPERTY LOSS	
	A. Value of Property Stolen & Recovered by Month	56
	B. Value Loss by Property Description	57
	C. Value of Property Stolen by Type of Offense	58
VI.	ARREST DATA	
	A. Number of Arrests by Quarter	60
	B. Number of Arrests by Age, Gender, and Race	61
	C. IBR Agencies' Drug Arrests by Age & Type of Drug	63
	D. IBR Agencies' Juveniles Arrested by Offense	64
	E. IBR Agencies' Adults Arrested by Age	66
	F. IBR Agencies' Arrests by Gender	69
	G. IBR Agencies' Arrests by Race	70
	H. IBR Agencies' Group A Arrests--Distribution & Rate	71
	I. IBR Agencies' Group B Arrests by Race and Gender	72
VII.	CONTRIBUTING AGENCIES FULL-TIME EMPLOYEES	73
VIII.	GROUP A OFFENSES BY IBR CONTRIBUTOR	79
IX.	ARREST BY COUNTY AND CITY	101

Virginia Uniform Crime Reporting Program

HISTORY

Development of the nationwide summary Uniform Crime Reporting (UCR) Program began seventy-five years ago. In 1930, crime counts were first requested from local police departments, with the Federal Bureau of Investigation designated by Congress to collect, compile, and analyze these statistics. The Committee on Uniform Crime Records of the International Association of Chiefs of Police played a primary role in the origin and development of the UCR Program and, to this day, serves in a strong advisory capacity. The National Sheriff's Association (NSA) in 1966, established a Committee on Uniform Crime Reporting to serve in an advisory capacity to the NSA membership and the national Uniform Crime Reporting Program. Today, this Committee and similar committees within the state law enforcement associations are active in promoting interest in the UCR Program. Standardized offense classifications and scoring procedures to insure uniformity and consistency of data were the keynote of the reports. All of the Uniform Crime Reports were designed to be a by-product of information that a law enforcement agency should routinely compile for its own efficient administration and performance. The underlying philosophy and focus is and always has been oriented toward police statistics for use by law enforcement agencies, but the unique nature of the program makes the data invaluable for use by elected officials and the American public.

The FBI has actively assisted individual states in the development of statewide programs of police statistics compatible with the national system. These state statistical programs provide the advantage of increased coverage of law enforcement agencies due to mandatory reporting requirements. State systems also provide direct and frequent service to law enforcement agencies in assuring completeness and quality of information provided by them. Through coordination by the state collection agency, the data is available for use by the state, and the collection and reporting machinery for the national program is substantially streamlined.

Prior to June 30, 1974, no mandatory uniform crime reporting law existed in Virginia, and of the 288 agencies in the Commonwealth, 162 or 56% were voluntarily reporting directly to the Federal Bureau of Investigation. Effective law enforcement requires the coordinated action of all law enforcement agencies within and among political subdivisions. Special attention must often be devoted to a selective and concentrated effort both area wide as well as in terms of a specific pattern and type of criminal behavior. Selective and coordinated enforcement becomes possible only when the type and volume of crime can be analyzed on a basis of accurate information, statistically developed and coordinated.

The need for statistical information on the number of offenses and offenders was long recognized in the state. The system developed in Virginia gave vital information that assisted law enforcement agencies throughout the state by furnishing information for management decisions and planning programs. Virginia has now converted to a more extensive data collection system. This new system is discussed on the following page.

A statewide UCR program informs the Governor, Legislature, local and state law enforcement agencies, other governmental officials, and the public as to the nature of crime problems in Virginia, their magnitude, and their trend over a period of time. Local and state officials are able to assess the direction and impact of crime through the collection of timely and reliable statistical information.

UCR SYSTEM OBJECTIVES

The fundamental objectives of the Virginia Uniform Crime Reporting Program are:

- (1) To inform the Governor, Legislature, and other governmental officials, and the public as to the nature of the crime problem in Virginia—its magnitude and its trend.
- (2) To provide law enforcement administrators with criminal statistics for administrative and operational use.
- (3) To determine who commits crimes by age, sex, race, and other attributes in order to find the proper focus for crime prevention and enforcement.
- (4) To provide base data and statistics to measure the workload and effectiveness of Virginia's criminal justice system.
- (5) To provide base data and statistics to measure the effects of prevention and deterrence programs.
- (6) To provide base data and statistics for research to improve the efficiency, effectiveness and performance of criminal justice agencies.
- (7) To provide base data to assist in the assessment of social and other causes for the development of theories of criminal behavior.

Incident Based Reporting

THE INCIDENT BASED REPORTING SYSTEM

Virginia is now publishing crime data in a different format. This new reporting system is the Incident Based Reporting System. The Incident Based Reporting (IBR) system was designed to meet law enforcement needs well into the new millennium. The following information is furnished to provide an overall description of IBR.

During the preliminary development of IBR by the Federal Bureau of Investigation, advice was solicited from the National Association of State UCR programs, the International Association of Chiefs of Police, the National Sheriffs' Association, the National Alliance of State Drug Enforcement Agencies and other federal, state and local criminal justice agencies.

The guidelines and specification developed were provided to South Carolina for testing in a pilot program in 1987. As a result of the testing, further refinements were made. In 1988, a national conference was held to present these guidelines and obtain feedback from representatives of law enforcement agencies in attendance. While the consensus was that the Federal Bureau of Investigation should proceed with efforts to implement this system nationally, additional suggestions concerning this program were submitted.

Virginia formed a State UCR Committee in 1986 to follow the developments of the IBR and to evaluate its impact on our state. This committee was composed of representatives from the Virginia State Sheriffs' Association, the Virginia Association of Chiefs of Police, the Department of Criminal Justice Services, and the Department of State Police. The State UCR Committee created the UCR Forms Subcommittee, which included representatives from police and sheriffs' agencies, the State Police, and the Department of Criminal Justice Services. This subcommittee developed, tested and subsequently recommended a standard Incident Based Reporting form for use in Virginia. The Forms Subcommittee recommended this form be used at the option of the reporting agencies. However, agencies may use their own form to report the required data to the central repository. It is important, at this point, to recognize that this form is used to *collect* the various data concerning criminal activity. Because of the numerous data elements collected, law enforcement agencies *report* this data to the central repository via an automated system.

The UCR Committee recommended that the Superintendent of the Department of State Police adopt the minimum, mandatory data standards recommended by FBI/UCR and proceed with the implementation of Incident Based Reporting in Virginia. In addition, the committee recommended that the data be collected which would relate the offender to the offense, the type of property security/alarm system used, and the method/direction used by the offender to flee the scene. Additional data is collected on Officer Assaulted/Killed Reports relating to the types of activities and assignments the officer was performing at the time of the offense.

Some of the major benefits derived from the IBR system are greater specificity in reporting; more correlation between offenses, property, victims, offenders, and arrestees; expanded victim/offender relationships; distinction between attempted and completed crimes; and increased reporting of various circumstances relative to specific crimes.

The IBR system requires that extensive data be reported for *each crime* occurring during a particular incident. Under the old summary system, only limited data concerning the *most serious crime* occurring during a particular incident was reported.

Information relating to two different levels of offenses are collected by the IBR system. The most serious offenses are designated as Group "A" offenses; the less serious offenses are designated as Group "B" offenses. Group "A" offenses consist of 22 categories of crimes involving 46 different offenses; a maximum of 10 offenses per incident may be reported. Agencies are required to report 75 data elements for each Group "A" offense. Group "B" offenses, consisting of 11 crimes, only require reporting arrest data and the identification of the case and reporting agency.

The new offense categories along with their definitions are provided on page six.

Crime Factors

Crime trends vary from place to place; thus, a review of the statistics and comparison of data should be done with caution. While the causes and origins of crime have been the subject of investigation by many disciplines, *Crime in Virginia* restricts itself to population size alone to establish a crime rate.

Some factors believed to affect the type and volume of crime in various places are:

1. Population size, density and degree of urbanization;
2. Population variations in composition and stability;
3. Economic conditions and employment availability;
4. Mores, cultural conditions, education, and religious characteristics;
5. Family cohesiveness;
6. Climate, including seasonal weather conditions;
7. Effective strength of the police force;
8. Standards governing appointments to the police force;
9. Attitudes and policies of the courts, prosecutors and corrections;
10. Citizen attitudes toward crime and police;
11. The administrative and investigative efficiency of police agencies and the organization and cooperation of adjoining and overlapping police jurisdiction;
12. Crime reporting practices of citizens.

Crime Trends 2004


Group A Offenses	Year	Number of Offenses	Rate Per 100,000
Murder	2004	392	5.26
Kidnapping/Abduction	2004	1890	25.34
Forcible Sex Offenses	2004	5187	69.55
Robbery	2004	6908	92.62
Aggravated Assaults	2004	11312	151.67
Simple Assaults/Intimidation	2004	92241	1236.76
Arson	2004	1637	21.95
Extortion/Blackmail	2004	76	1.02
Burglary	2004	27883	373.85
Larceny	2004	157060	2105.84
Motor Vehicle Theft	2004	17309	232.08
Counterfeiting/Forgery	2004	8718	116.89
Fraud	2004	16216	217.42
Embezzlement	2004	3073	41.20
Stolen Property	2004	1347	18.06
Damage/Vandalism	2004	89655	1202.08
Drug/Narcotics	2004	39440	528.81
Nonforcible Sex Offenses	2004	301	4.04
Pornography	2004	183	2.45
Gambling	2004	39	.52
Prostitution	2004	999	13.39
Bribery	2004	17	.23
Weapon Law Violations	2004	9714	130.24

All counts are number of offenses except for offenses against a person in which victims are counted.



II

Group A Offenses



Definitions of Categories of Group A Offenses

For practical purposes of measuring the trend and distribution of crime on the National and State level, the definitions for crime in the Incident Based Reporting (IBR) Program are generic in order not to exclude varying state and Federal statutes relating to the same type of crime. The definitions which were developed for IBR are not meant to be used for charging persons with crimes. Essential to the maintaining of uniform and consistent data is the establishment of standard definitions which are used for the State and National Programs.

The IBR Group A Offense Categories and their definitions are:

Arson - Definition on Page 37

Assault - Definition on Page 22

Bribery - The offering, giving, receiving, or soliciting of anything of value (i.e., a bribe, gratuity, or kickback) to sway the judgment or action of a person in a position of trust or influence.

Burglary - Definition on Page 26

Counterfeiting/Forgery - The altering, copying, or imitation of something, without authority or right, with the intent to deceive or defraud by passing the copy or thing altered or imitated as that which is original or genuine; or the selling, buying, or possession of an altered, copied, or imitated thing with the intent to deceive or defraud.

Destruction/Damage/Vandalism of Property - To willfully or maliciously destroy, damage, deface, or otherwise injure real or personal property without the consent of the owner or the person having custody or control of it.

Drug/Narcotic Offenses - The violation of laws prohibiting the production, distribution, and/or use of certain controlled substances and the equipment or devices utilized in their preparation and/or use. (Includes drugs and equipment violations)

Embezzlement - The unlawful misappropriation by an offender to his/her own use or purpose of money, property, or some other thing of value entrusted to his/her care, custody, or control.

Extortion/Blackmail - To unlawfully obtain money, property, or any other thing of value, either tangible or intangible, through the use or threat of force, misuse of authority, threat of criminal prosecution, threat of destruction of reputation or social standing, or through other coercive means.

Fraud Offenses - The intentional perversion of the truth for the purpose of inducing another person or other entity in reliance upon it to part with something of value or to surrender a legal right. (Includes false pretenses/swindle/confidence game, credit card/automatic teller machine, impersonation, welfare, and wire frauds)

Gambling Offenses - To unlawfully bet or wager money or something else of value; assist, promote, or operate a game of chance for money or some other stake; possess or transmit wagering information; manufacture, sell, purchase, possess, or transport gambling equipment, devices, or goods; or tamper with the outcome of a sporting event or contest to gain a gambling advantage. (Includes betting/wagering, operating/promoting/assisting, gambling equipment and sports tampering violations)

Homicide – Definition on Page 9

Kidnaping/Abduction - The unlawful seizure, transportation, and/or detention of a person against his/her will, or of a minor without the consent of his/her custodial parent(s) or legal guardian.

Larceny/Theft - Definition on Page 30

Motor Vehicle Theft - Definition on Page 33

Pornography/Obscene Material - The violation of laws or ordinances prohibiting the manufacture, publishing, sale, purchase, or possession of sexually explicit material, e.g., literature, photographs, etc.

Prostitution Offenses - To unlawfully engage in or promote sexual activities for profit. (Also includes assisting)

Robbery - Definition on Page 18

Sex Offenses, Forcible & Nonforcible - Definition on Page 13

Stolen Property Offenses - Receiving, buying, selling, possessing, concealing, or transporting any property with the knowledge that it has been unlawfully taken, as by burglary, embezzlement, fraud, larceny, robbery, etc.

Weapon Law Violations - The violation of laws or ordinances prohibiting the manufacture, sale, purchase, transportation, possession, concealment, or use of firearms, cutting instruments, explosives, incendiary devices, or other deadly weapons.

Monthly Group A Offense Categories

	Jan	Feb	Mar	Apr	May	Jun	Jul	Aug	Sep	Oct	Nov	Dec
Arson	98	129	158	150	157	149	154	134	116	115	136	141
Assault, Aggrav.	735	610	754	874	933	867	927	903	849	892	741	749
Assault, Other	6083	5980	6839	6959	7770	6965	6931	6812	7217	7096	6409	6111
Bribery	1	0	1	4	0	1	4	0	1	1	3	1
Burglary	2175	1860	2137	2156	2287	2369	2537	2527	2483	2591	2319	2442
Counterfeiting	712	642	792	682	741	740	698	761	788	715	736	711
Destruction	6668	6092	7113	7510	7636	8059	8654	8741	7183	8010	6975	7014
Drug	3147	3333	3745	3501	3186	3315	3292	3407	3264	3369	2866	3017
Embezzlement	272	210	238	243	268	265	279	256	248	244	265	285
Extortion	8	6	7	5	4	6	14	4	4	1	7	10
Fraud	1432	1312	1417	1329	1291	1420	1457	1374	1414	1268	1224	1278
Gambling	1	3	4	0	6	5	6	3	5	3	2	1
Homicide, Murder	32	25	34	35	32	38	30	34	34	23	19	20
Homicide, Neg.	1	2	1	1	1	1	3	4	0	2	2	2
Kidnapping	90	115	129	125	163	132	162	150	135	139	124	131
Larceny	12101	11006	12658	12714	13822	14063	14573	14392	13276	13825	12472	12159
MV Theft	1444	1400	1387	1328	1510	1547	1639	1676	1386	1454	1297	1241
Pornography	31	14	14	14	17	20	13	15	8	18	9	10
Prostitution	80	76	86	90	118	91	93	61	115	80	69	40
Robbery	613	450	519	590	566	533	595	560	608	643	552	679
Forcible Sex, Rape	110	148	132	157	163	138	172	153	139	146	138	109
Forcible Sex, Other	270	229	300	287	279	311	290	278	238	247	220	230
Nonforcible Sex	24	25	22	27	27	28	25	20	35	20	14	20
Stolen Property	100	86	112	111	98	126	128	125	125	117	108	113
Weapon Laws	792	791	890	848	798	797	853	786	791	851	733	788
Group A Offenses	37020	34544	39489	39740	41873	41986	43529	43176	40462	41870	37440	37302
Group A Incidents	33477	31361	36039	36222	38370	38231	39576	39260	36850	38238	34171	33953

Assaults, Other includes simple assaults, and intimidation.

Forcible Sex, Other includes sodomy, sexual assault with object, and forcible fondling.

Nonforcible Sex includes incest and statutory rape.

These crime counts represent offenses reported in an incident, not victims of each offense.

Group A Incidents

435,748 Incidents Reported - One every 1 Min. 13 Sec.

Several offenses may have occurred in one crime incident; therefore, the total number of offenses reported was 478,431.

Crimes Against The Person

98,148 Offenses Reported - One every 5 Min. 22 Sec.

Homicide

376 Offenses Reported

Kidnapping/Abduction

1,595 Offenses Reported

Forcible Sex Offenses

4,884 Offenses Reported

Assault Offenses

91,006 Offenses Reported

Nonforcible Sex Offenses

287 Offenses Reported

Crimes Against Society

50,381 Offenses Reported - One every 10 Min. 28 Sec.

Drug Offenses

39,442 Offenses Reported

Pornography/Obscene Material

183 Offenses Reported

Gambling Offenses

39 Offenses Reported

Prostitution

999 Offenses Reported

Weapon Law Violations

9,718 Offenses Reported

Crimes Against Property

329,902 Offenses Reported - One every 1 Min. 36 Sec.

Robbery

6,908 Offenses Reported

Arson

1,637 Offenses Reported

Extortion/Blackmail

76 Offenses Reported

Burglary

27,883 Offenses Reported

Larceny

157,061 Offenses Reported

Motor Vehicle Theft

17,309 Offenses Reported

Counterfeiting/Forgery

8,718 Offenses Reported

Fraud

16,216 Offenses Reported

Embezzlement

3,073 Offenses Reported

Stolen Property

1,349 Offenses Reported

Damage/Vandalism

89,655 Offenses Reported

Bribery

17 Offenses Reported



Homicide Offenses

The killing of one human being by another

Murder/

Nonnegligent Manslaughter

The willful (nonnegligent) killing of one human being by another

Manslaughter By Negligence

*The killing of another person through negligence
This offense does not include "Vehicular Manslaughter"*

Justifiable Homicide

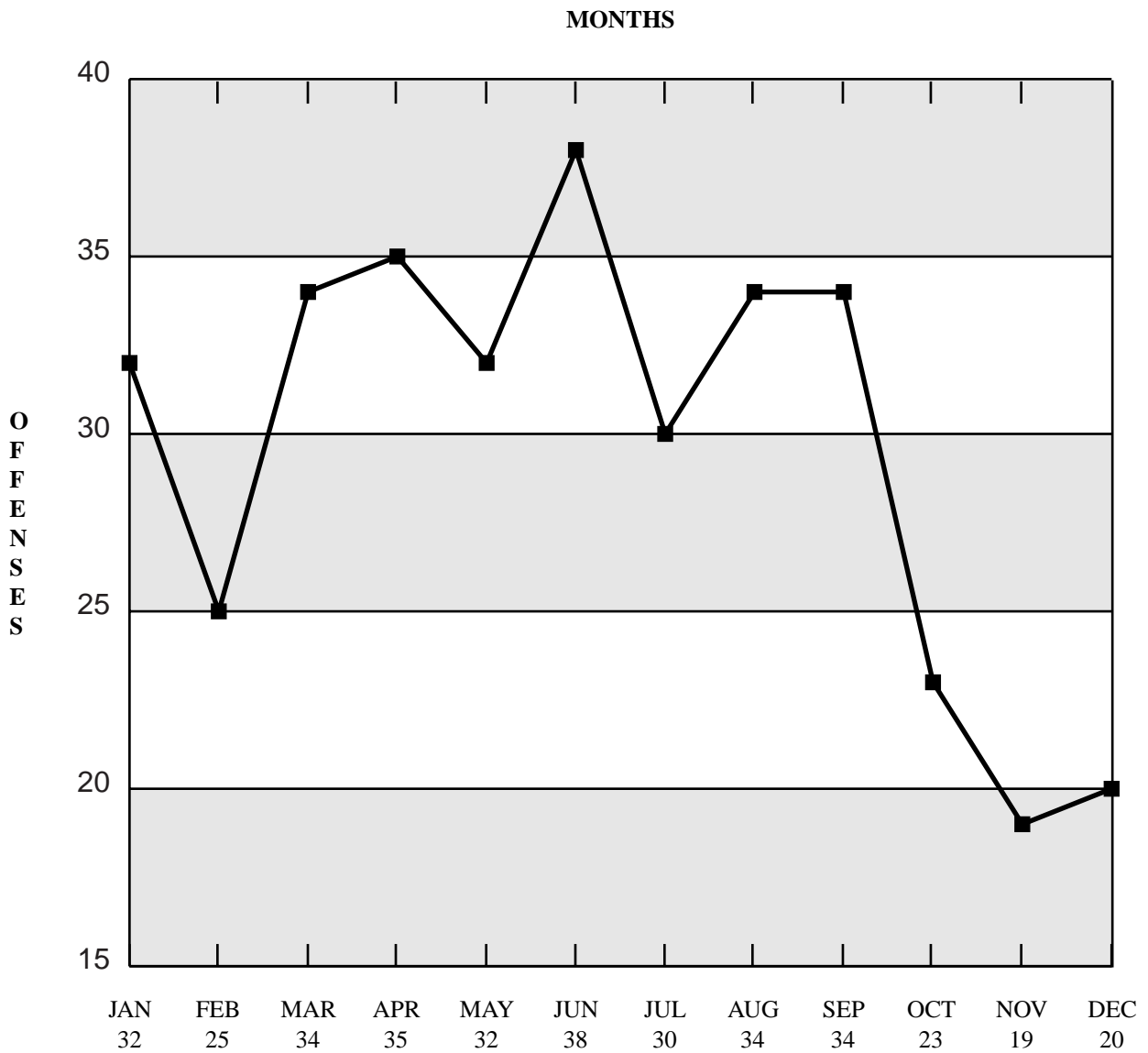
The killing of a perpetrator of a serious criminal offense by a peace officer in the line of duty; or the killing, during the commission of a serious criminal offense, of the perpetrator by a private individual

**Murder/
Nonnegligent
Manslaughter**



As a general rule, any death due to injuries received in a fight, argument, quarrel, assault, or commission of a crime is classified in this category. Suicides, accidental deaths, assaults to murder, traffic fatalities, and attempted murders are not classified as Murder/Nonnegligent Manslaughter. More information on murders may be found in the violent crime section of this report.

In 2004, the contributing agencies reported 356 offenses resulting in 392 actual deaths. An analysis by month shows June had the greatest occurrences.



Murder/Nonnegligent Manslaughter

In all cases of murder reported under this system, data is captured on the victim and suspected offender's age, gender, and race. The data below represents victim information for the murders reported by the agencies submitting Incident Based Reporting data.

VICTIMS BY AGE, GENDER, AND RACE

Age	Gender	White	Black	Am Indian/ Alskn Native	Asian Pacific Isl	Unk	Total
Under 10	M	1	1			1	3
	F	1	4				5
10-14	U						
	M	1	3				4
15-19	F						
	U						
20-24	M	8	22				30
	F	5	3				8
25-29	U						
	M	14	57		1		72
30-34	F	2	7				9
	U						
35-39	M	7	35				42
	F	2	7		1		10
40-44	U						
	M	8	22			1	31
45-49	F	8	5		1		14
	U						
50-54	M	3	8				11
	F	5	4		1		10
55-59	U						
	M	14	13				27
60-64	F	7	7				14
	U						
65 & Over	M	6	10			1	17
	F	1	2				3
Unknown	U						
	M	8	6			1	15
Unknown	F	2	3			1	6
	U						
Unknown	M	4	4				8
	F	6					6
Unknown	U						
	M	3	1				4
Unknown	F		2				2
	U						
Unknown	M	7	6				13
	F	8	2				10
Unknown	U					1	1
	M	6	6				12
Unknown	F	4					4
	U				1		1
TOTAL	M	90	194		1	4	289
	F	51	46		3	1	101
	U				1	1	2

Murder/Nonnegligent Manslaughter

OFFENDERS BY AGE, GENDER, AND RACE

Age	Gender	White	Black	Am Indian/ Alskn Native	Asian Pacific Isl	Unk	Total
Under 10	M						
	F						
	U						
10-14	M		2				2
	F	2					2
	U						
15-19	M	9	46			1	56
	F	3	5				8
	U						
20-24	M	22	93	1		1	117
	F	1	5				6
	U						
25-29	M	13	36				49
	F	4	6				10
	U						
30-34	M	8	28				36
	F	2	2				4
	U						
35-39	M	12	10		1		23
	F	2	2				4
	U						
40-44	M	13	8				21
	F	1	3				4
	U						
45-49	M	8	2		1		11
	F	2	1			1	4
	U						
50-54	M	7	1				8
	F						
	U						
55-59	M	4	2				6
	F		1				1
	U						
60-64	M	5	2				7
	F						
	U						
65 & Over	M	4	1				5
	F						
	U						
Unknown	M	8	12				20
	F	1					1
	U					24	24
TOTAL	M	113	243	1	2	2	361
	F	18	25			1	44
	U					24	24



Forcible Sex Offenses

Forcible Rape

The carnal knowledge of a person, forcibly and/or against that person's will; or not forcibly or against the person's will where the victim is incapable of giving consent because of his/her temporary or permanent mental or physical incapacity

Forcible Sodomy

Oral or anal sexual intercourse with another person, forcibly and/or against that person's will; or not forcibly or against the person's will where the victim is incapable of giving consent because of his/her youth or because of his/her temporary or permanent mental or physical incapacity

Sexual Assault With An Object

To use an object or instrument to unlawfully penetrate, however slightly, the genital or anal opening of the body of another person, forcibly and/or against that person's will; or not forcibly or against the person's will where the victim is incapable of giving consent because of his/her youth or because of his/her temporary or permanent mental or physical incapacity

Forcible Fondling

The touching of the private body parts of another person for the purpose of sexual gratification, forcibly and/or against that person's will; or not forcibly or against the person's will where the victim is incapable of giving consent because of his/her youth or because of his/her temporary or permanent mental or physical incapacity

Nonforcible Sex Offenses

Incest

Nonforcible sexual intercourse between persons who are related to each other within the degrees wherein marriage is prohibited by law

Statutory Rape

Nonforcible sexual intercourse with a person who is under the statutory age of consent

Forcible Sex Offenses

Forcible sex offenses include forcible rape, forcible sodomy, sexual assault with an object, and forcible fondling. Additional information on these offenses can be found in the violent crime section of this report.

Relationship of Victim to Offender	
Spouse	74
Common-Law Spouse	5
Parent	5
Sibling	120
Child	368
Grandparent	0
Grandchild	76
In-Law	11
Stepparent	40
Stepchild	139
Stepsibling	41
Other Family Member	341
Acquaintance	1237
Friend	312
Neighbor	111
Babysittee	46
Boyfriend/Girlfriend	211
Child of Boyfriend/Girlfriend	53
Homosexual Relationship	4
Ex-Spouse	7
Employee	19
Employer	8
Otherwise Known	470
Stranger	392
Unknown	783
Total	4873

Resident Status of Victim	Number
Resident	3678
Nonresident	789
Unknown	720
Total Status	5187

How Suspect Left Scene	Number
Auto	196
Truck	21
Van	6
Motorcycle	0
Bicycle	6
Foot	348
Moped	0
Other	68
Unknown	396
Total	1041

Forcible Sex Offenses By Day of Week And Time of Day

Day/Time	00:00	02:00	04:00	06:00	08:00	10:00	12:00	14:00	16:00	18:00	20:00	22:00	Unk
	01:59	03:59	05:59	07:59	09:59	11:59	13:59	15:59	17:59	19:59	21:59	23:59	
Monday	81	31	14	17	52	48	74	74	55	49	56	58	67
Tuesday	94	16	13	21	52	65	66	55	51	45	47	38	78
Wednesday	77	18	13	22	55	50	58	66	59	52	51	62	72
Thursday	135	38	13	23	73	48	59	73	65	51	54	71	77
Friday	98	45	25	26	55	40	69	69	54	51	70	81	74
Saturday	131	66	41	26	35	27	53	59	46	60	76	75	41
Sunday	116	71	42	20	36	25	57	44	45	42	51	52	38
TOTAL	732	285	161	155	358	303	436	440	375	350	405	437	447

Victims And Offenders of Forcible Sex Offenses

AGE, GENDER AND RACE OF VICTIM						
Race	Male			Female		
	0 - 17	18 - 35	36+	0 - 17	18 - 35	36+
White	402	41	17	1860	881	324
Black	209	12	17	808	361	133
Am. Ind./Alskn	2	0	0	4	0	0
Asian/Pacfc Isl.	0	0	0	14	15	5
Unknown	10	0	1	47	15	1
TOTAL	623	53	35	2733	1272	463

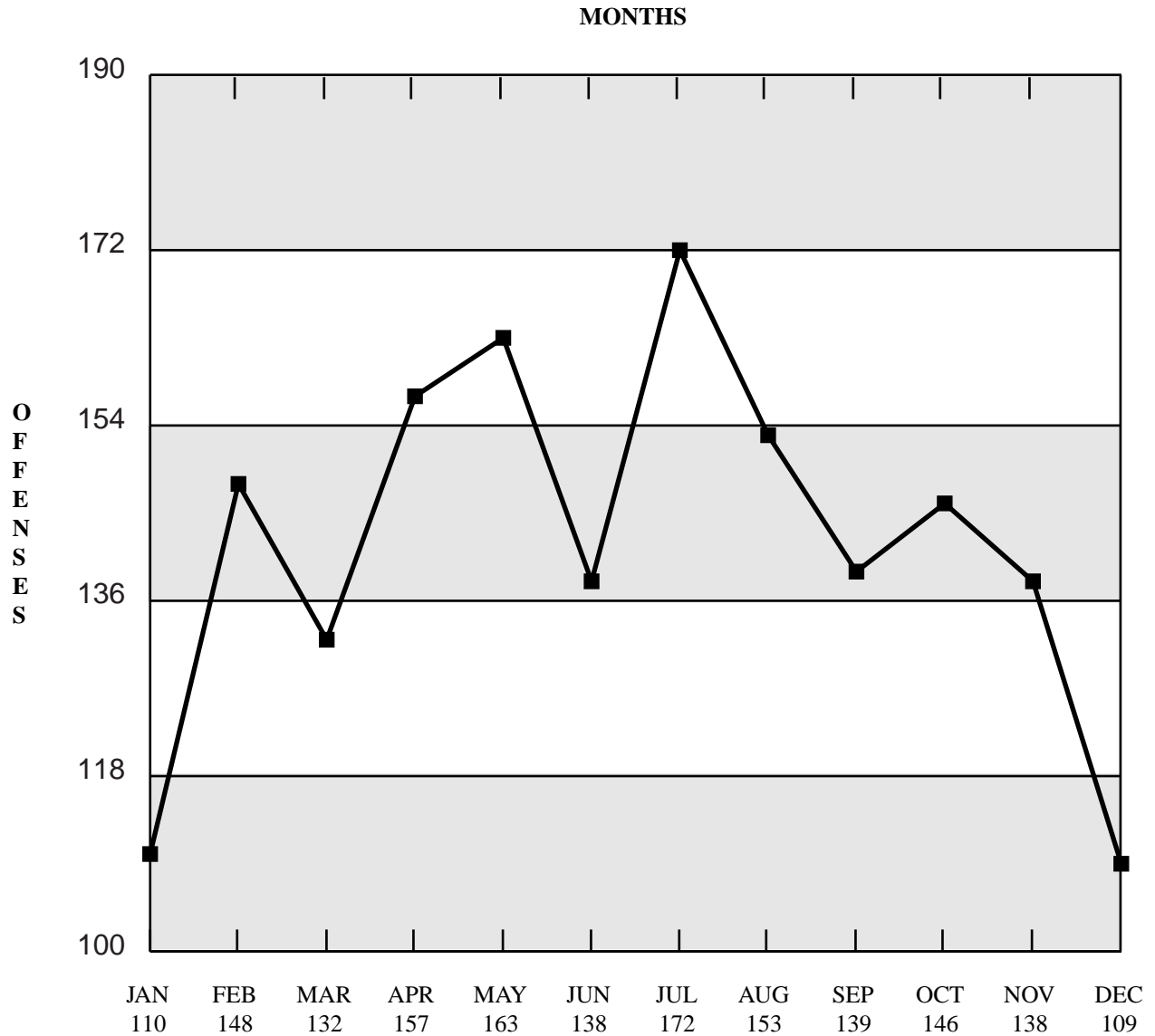
AGE, GENDER AND RACE OF OFFENDER						
Race	Male			Female		
	0 - 17	18 - 35	36+	0 - 17	18 - 35	36+
White	678	1199	861	39	50	21
Black	639	747	454	29	20	11
Am. Ind./Alskn	4	0	2	0	0	0
Asian/Pacfc Isl.	5	22	15	0	0	1
Unknown	76	25	10	4	1	0
TOTAL	1402	1993	1342	72	71	33

Forcible Rape



This offense includes the forcible rape of both males and females. If force is used or threatened, the crime is classified as Forcible Rape regardless of the age of the victim. If no force or threat of force is used and the victim is under the statutory age of consent, the crime is not classified in this category but in the category of Statutory Rape.

In 2004, the contributing agencies reported 1,705 rape offenses resulting in 1,729 persons raped. An analysis by month shows July had the greatest occurrences.



Forcible Rape

VICTIMS AND OFFENDERS BY AGE, GENDER, AND RACE

AGE	VICTIM		OFFENDER		
	Male	Female	Male	Female	Unknown
Under 10		59	5		
10-12	1	106	16		
13-14	3	195	47		
15	2	124	33		
16	1	119	61	1	
17	1	79	51		
18		94	81	1	
19	1	79	67		
20		70	81		
21		69	80		
22		63	72		
23		57	47		
24		44	64	1	
25-29	1	142	202		1
30-34	1	102	173		2
35-39		118	133	1	1
40-44	2	75	132		
45-49	1	44	59		1
50-54	1	28	41		1
55-59		10	18	1	
60-64		7	11		
65 & Over		11	13		1
Unknown		20	165		79
TOTAL	14	1715	1652	5	86
White	10	1116	862	4	2
Black	4	559	726	1	3
Am. Ind. or Alaskan Native			1		
Asian or Pacific Isl.		16	21		
Unknown		24	42		81
TOTAL	14	1715	1652	5	86



Robbery

The taking, or attempting to take, anything of value under confrontational circumstances from the control, custody, or care of another person by force or threat of force or violence and/or by putting the victim in fear of immediate harm

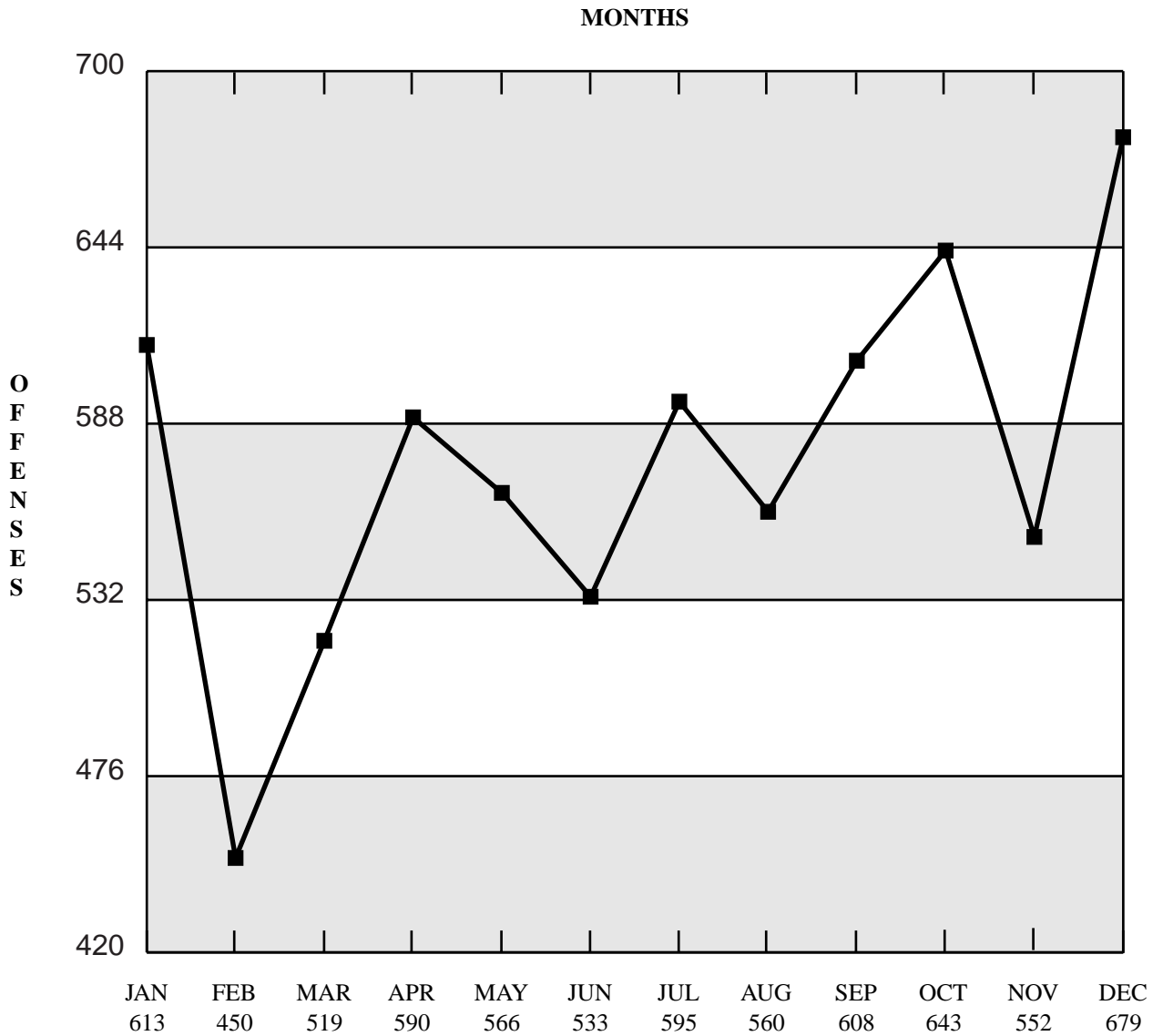
Because some type of assault is an element of the crime of robbery, an assault is not reported as a separate crime as long as it was performed in furtherance of the robbery.

Robbery



Additional information on robberies can be found in the violent crime section of this report on page 42.

There were 6,908 robberies reported in 2004. The graph below represents the monthly robberies reported by the contributing agencies. The month of December had the greatest number of robberies reported.

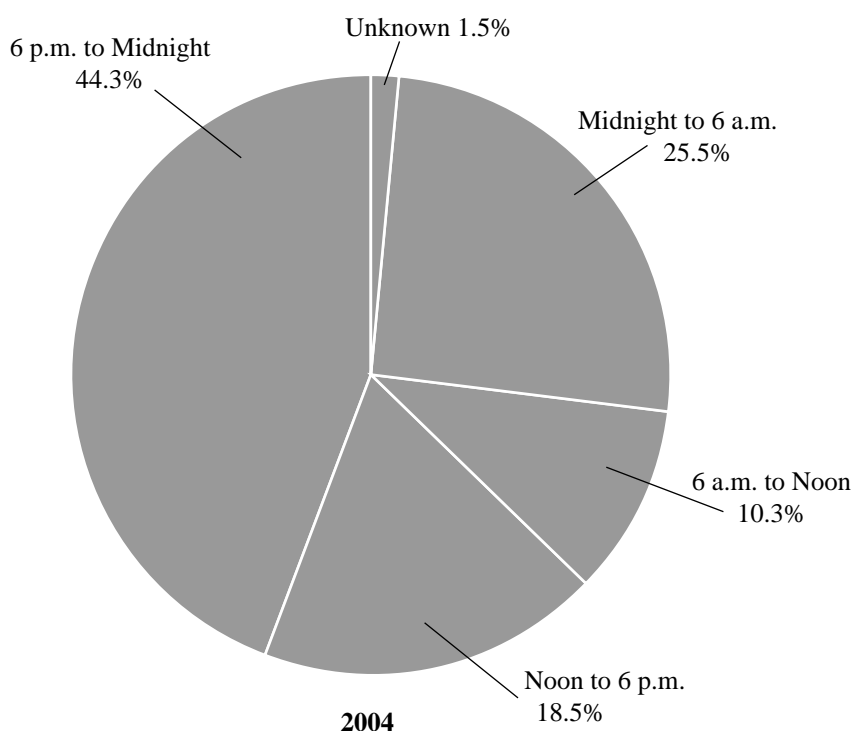


Robbery

Type of Victim	Number
Individual	7542
Business	1258
Financial Institution	78
Government	5
Religious	2
Society/Public	0
Other	1
Unknown	23

Resident Status of Victim	Number
Resident	5293
Nonresident	1336
Unknown	913
Total Status	7542

How Suspect Left Scene	Number
Auto	951
Truck	46
Van	36
Motorcycle	4
Bicycle	150
Foot	2615
Moped	11
Other	28
Unknown	467
Total	4308



Robberies By Day of Week And Time of Day

Day/Time	00:00	02:00	04:00	06:00	08:00	10:00	12:00	14:00	16:00	18:00	20:00	22:00	Unk
	01:59	03:59	05:59	07:59	09:59	11:59	13:59	15:59	17:59	19:59	21:59	23:59	
Monday	105	60	27	16	31	47	45	75	68	102	172	167	11
Tuesday	119	62	24	14	33	54	47	47	84	92	168	160	13
Wednesday	119	63	33	22	36	34	43	69	77	104	161	150	13
Thursday	127	54	39	27	32	55	41	57	61	102	170	159	17
Friday	111	70	60	25	35	62	57	84	88	121	168	200	19
Saturday	170	124	54	31	41	46	44	55	64	110	174	183	17
Sunday	159	130	50	22	20	30	43	56	70	109	145	141	12
TOTAL	910	563	287	157	228	328	320	443	512	740	1158	1160	102

Victims And Offenders of Robberies

AGE, GENDER AND RACE OF VICTIM						
Race	Male			Female		
	0 - 17	18 - 35	36+	0 - 17	18 - 35	36+
White	377	1543	831	79	607	532
Black	304	1202	800	68	482	310
Am. Ind./Alskn	0	10	5	1	3	1
Asian/Pacfc Isl.	9	70	61	4	43	48
Unknown	16	63	31	5	15	11
TOTAL	706	2888	1728	157	1150	902

AGE, GENDER AND RACE OF OFFENDER						
Race	Male			Female		
	0 - 17	18 - 35	36+	0 - 17	18 - 35	36+
White	385	880	205	47	93	28
Black	2446	3224	429	116	170	47
Am. Ind./Alskn	0	0	0	0	0	0
Asian/Pacfc Isl.	9	15	1	0	3	0
Unknown	98	39	13	4	1	0
TOTAL	2938	4158	648	167	267	75



Assault Offenses

The unlawful attack by one person upon another

Aggravated Assault

An unlawful attack by one person upon another wherein the offender uses a weapon or displays it in a threatening manner, or the victim suffers obvious severe or aggravated bodily injury involving apparent broken bones, loss of teeth, possible internal injury, severe laceration, or loss of consciousness

Simple Assault

An unlawful physical attack by one person upon another where neither the offender displays a weapon, nor the victim suffers obvious severe or aggravated bodily injury involving apparent broken bones, loss of teeth, possible internal injury, severe laceration, or loss of consciousness

Intimidation

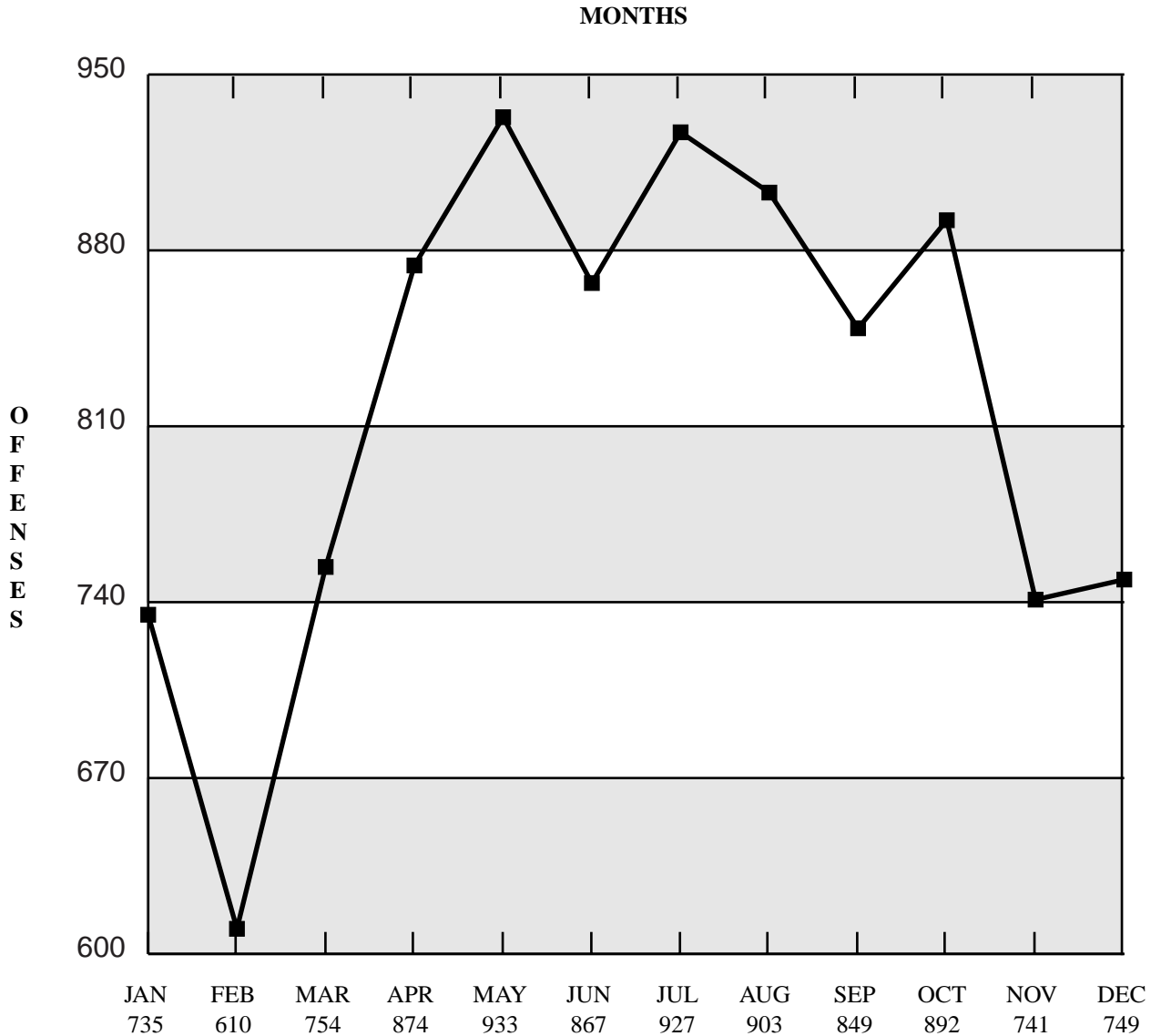
*To unlawfully place another person in reasonable fear of bodily harm through the use of threatening words and/or other conduct, but without displaying a weapon or subjecting the victim to actual physical attack
This offense includes stalking.*

Aggravated Assault



Aggravated assault includes: assaults or attempts to kill or murder; poisoning; assault with a dangerous or deadly weapon; maiming, mayhem, assault with explosives, and assault with disease (as in cases when the offender is aware that he/she is infected with a deadly disease and deliberately attempts to inflict the disease by biting, spitting, etc.). It is not necessary that injury result from an aggravated assault when a weapon is used which could cause serious personal injury. By definition, there can be no attempted assaults.

In 2004, the contributing agencies reported 9,834 aggravated assault offenses resulting in 11,312 persons assaulted. The month of May had the greatest number of offenses reported.



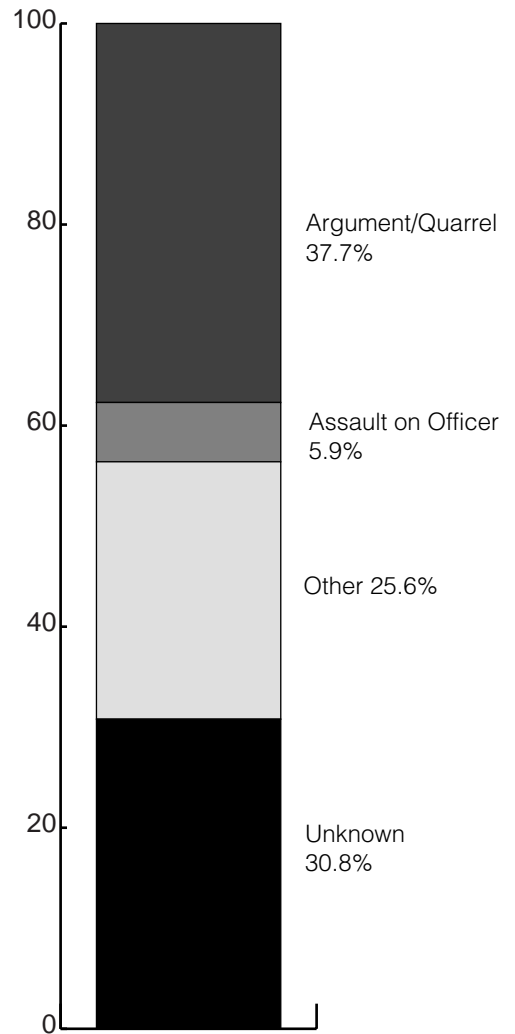
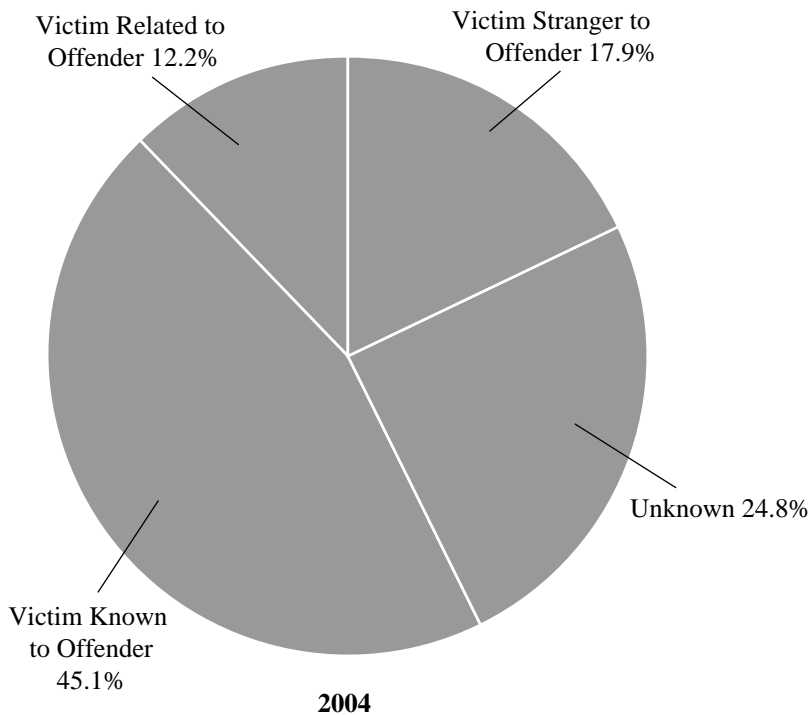
Victims And Offenders of Aggravated Assault Offenses

RACE BY AGE AND GENDER OF VICTIM						
Race	Male			Female		
	0 - 17	18 - 35	36+	0 - 17	18 - 35	36+
White	707	2047	1240	272	791	637
Black	633	1667	1083	382	1042	550
Am. Ind./Alskn	1	6	2	2	0	1
Asian/Pacfc Isl.	9	20	13	7	11	8
Unknown	47	53	19	11	15	7
TOTAL	1397	3793	2357	674	1859	1203

RACE BY AGE AND GENDER OF OFFENDER						
Race	Male			Female		
	0 - 17	18 - 35	36+	0 - 17	18 - 35	36+
White	1725	3099	883	251	599	254
Black	1928	2502	836	148	305	122
Am. Ind./Alskn	2	1	1	0	2	0
Asian/Pacfc Isl.	29	28	5	5	4	4
Unknown	270	92	40	21	12	8
TOTAL	3954	5722	1765	425	922	388

Relationship of Victim to Offender in Aggravated Assault Offenses	
Spouse	611
Common-Law Spouse	55
Parent	165
Sibling	268
Child	234
Grandparent	11
Grandchild	10
In-Law	48
Stepparent	36
Stepchild	45
Stepsibling	11
Other Family Member	246
Victim Was Offender	440
Acquaintance	2769
Friend	431
Neighbor	123
Babysittee (the baby)	13
Boyfriend/Girlfriend	1069
Child of Boyfriend/Girlfriend	27
Homosexual Relationship	29
Ex-Spouse	35
Employee	20
Employer	12
Otherwise Known	1462
Relationship Unknown	3537
Victim Was Stranger	2546

Circumstances of Aggravated Assaults	
Argument	4295
Assault on Law Officer	675
Drug Dealing	68
Gangland	62
Juvenile Gang	40
Lover's Quarrel	397
Other Felony Involved	42
Other Circumstances	2307
Unknown Circumstances	3507





Burglary

The unlawful entry into a building or other structure with the intent to commit a felony or a theft

A "structure" is considered to include, but not be limited to, all buildings, railroad car, garage, housetrailer or houseboat if used as permanent dwelling, room, barn, stable, mill, and ship.

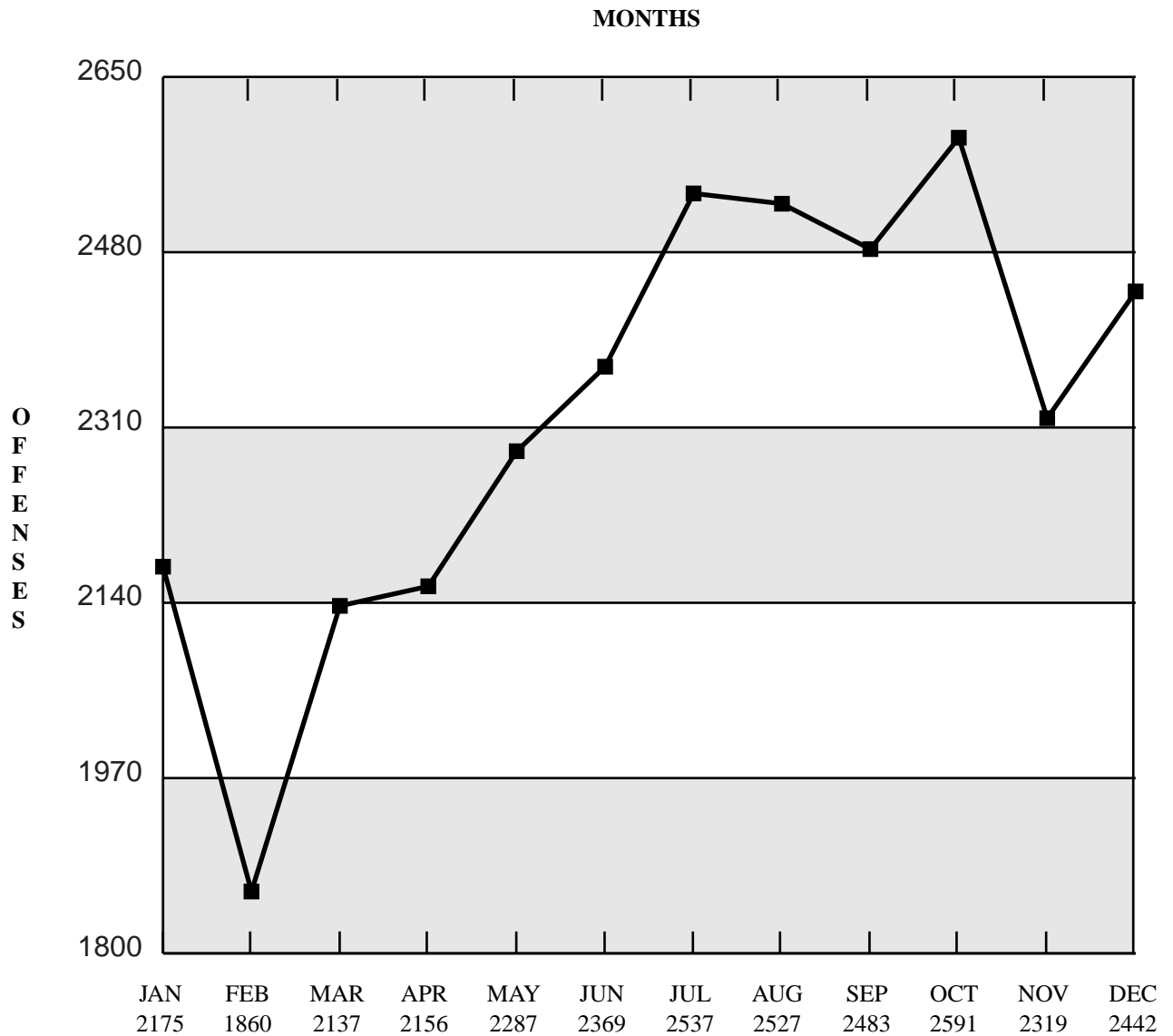
Burglary



Offenses locally known as burglary (any degree); unlawful entry with intent to commit a larceny or felony; breaking and entering with intent to commit a larceny; and housebreaking are classified as burglary.

Thefts from telephone booths, coin-operated machines, automobiles, tents, or shoplifting from commercial establishments are classified as larcenies and are not included in this offense.

There were 27,883 burglaries reported by the contributing agencies in 2004. The month of October had the greatest occurrence of burglaries.



Victims And Offenders of Burglaries

AGE, GENDER AND RACE OF VICTIM						
Race	Male			Female		
	0 - 17	18 - 35	36+	0 - 17	18 - 35	36+
White	380	3030	5144	245	2573	3329
Black	158	1547	1676	137	2437	1918
Am. Ind./Alskn	0	9	8	0	5	4
Asian/Pacfc Isl.	6	87	74	4	46	75
Unknown	68	63	86	43	31	52
TOTAL	612	4736	6988	429	5092	5378

AGE, GENDER AND RACE OF OFFENDER						
Race	Male			Female		
	0 - 17	18 - 35	36+	0 - 17	18 - 35	36+
White	1725	3099	883	251	599	254
Black	1928	2502	836	148	305	122
Am. Ind./Alskn	2	1	1	0	2	0
Asian/Pacfc Isl.	29	28	5	5	4	4
Unknown	270	92	40	21	12	8
TOTAL	3954	5722	1765	425	922	388

Burglary

Point of Entry/Exit During Burglary	Entry	Exit
Front	5082	4046
Rear	4753	3457
Side	1832	1063
Attic	34	20
Vent/AC	69	30
Window	4018	1582
Door	6575	7203
Patio/Sliding Dr	290	301
Balcony/Fire Escape	30	26
Attached Garage	350	246
Wall	73	49
Vehicle	5	9
Floor	11	11
Roof/Skylight	74	34
Hidden Within	4	3
Other	405	210
Unknown	1205	1508

Type Security of Structure	Number
Alarm/Audio	1096
Alarm/Silent	259
Bars/Grate	91
Camera	294
Dog	142
Dead Bolt	1786
Locked	8741
Unlocked	1759
Exterior Lights	310
Interior Lights	127
Fence	170
Guard	75
Neighborhood Watch	13
Other	183
None	2705

Resident Status of Victim	Number
Resident	19855
Nonresident	1424
Unknown	2021
Total	23300

How Suspect Left Scene	Number
Auto	724
Truck	176
Van	40
Motorcycle	5
Bicycle	104
Foot	2030
Moped	13
Other	268
Unknown	11433

Burglaries By Day of Week And Time of Day

Day/Time	00:00	02:00	04:00	06:00	08:00	10:00	12:00	14:00	16:00	18:00	20:00	22:00	Unk
	01:59	03:59	05:59	07:59	09:59	11:59	13:59	15:59	17:59	19:59	21:59	23:59	
Monday	320	148	136	397	499	296	315	298	442	409	312	282	140
Tuesday	316	158	158	403	459	324	322	302	467	379	341	323	135
Wednesday	302	148	137	391	482	299	322	316	494	435	350	309	127
Thursday	350	176	119	377	473	281	302	328	520	401	344	294	139
Friday	337	155	160	367	437	286	360	390	655	528	393	368	140
Saturday	390	170	160	154	275	275	312	346	420	365	331	347	138
Sunday	345	237	151	118	241	227	310	281	348	330	326	293	120
TOTAL	2360	1192	1021	2207	2866	1988	2243	2261	3346	2847	2397	2216	939



Larceny

The unlawful taking, carrying, leading, or riding away of property from the possession, or constructive possession, of another person

Pocket-picking

The theft of articles from another person's physical possession by stealth where the victim usually does not become immediately aware of the theft

Purse-snatching

The grabbing or snatching of a purse, handbag, etc., from the physical possession of another person

Shoplifting

The theft, by someone other than an employee of the victim, of goods or merchandise exposed for sale

Theft From Building

A theft from within a building which is either open to the general public or where the offender has legal access

Theft From Coin-Operated Machine or Device

A theft from a machine or device which is operated or activated by the use of coins

Theft of Motor Vehicle Parts or Accessories

The theft of any part or accessory affixed to the interior or exterior of a motor vehicle in a manner which would make the item an attachment of the vehicle, or necessary for its operation

All Other Larceny

All thefts which do not fit any of the definitions of the specific subcategories of Larceny/Theft listed above. Included are thefts from fenced enclosures, boats, and airplanes. Theft of animals, lawnmowers, lawn furniture, hand tools, and farm and construction equipment are also included where no break-in of a structure is involved.

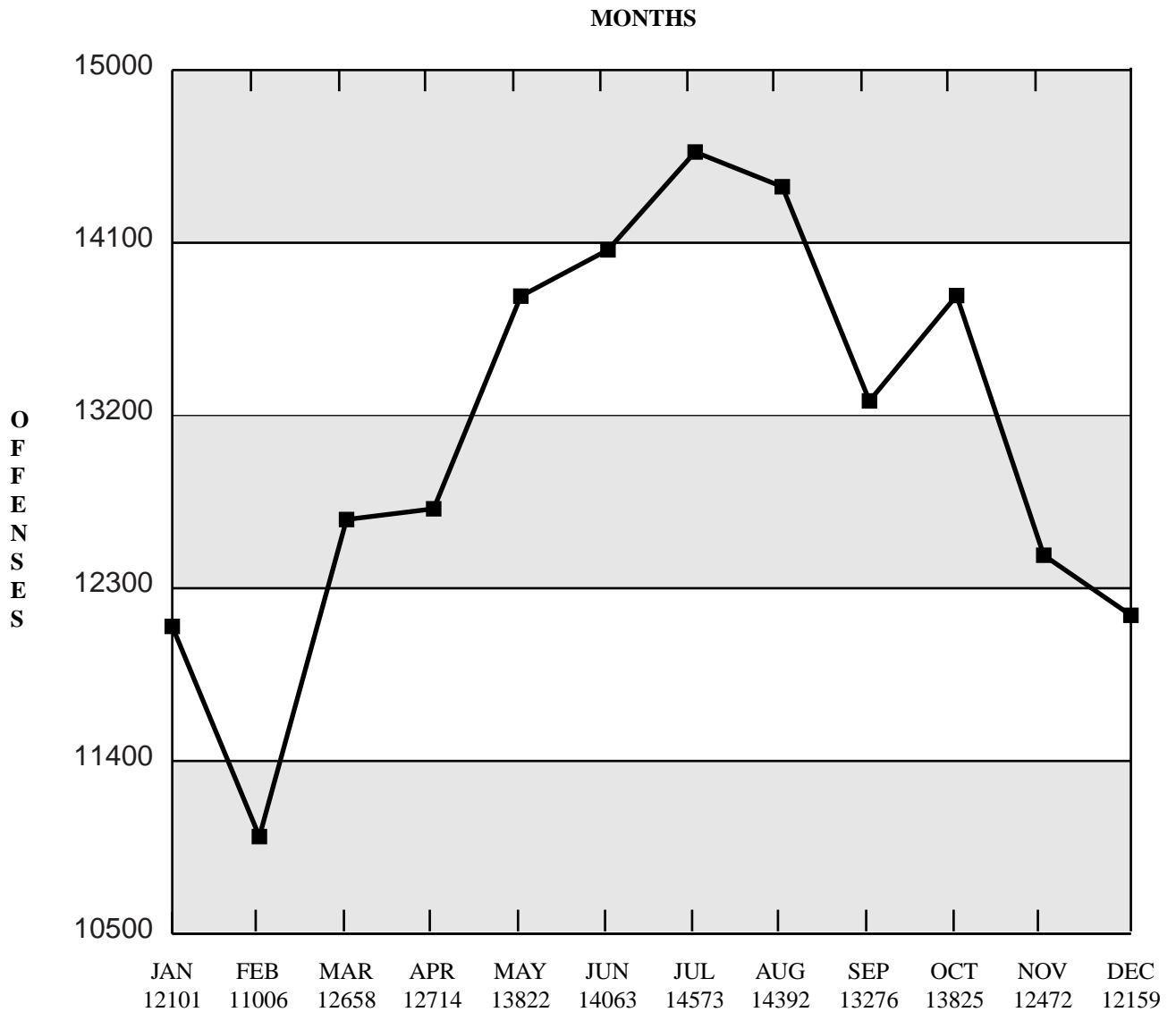
Larceny



Local offense classifications such as grand theft, petty larceny, or felony larceny have no bearing on the fact that each distinct operation of larceny is reported as one offense.

Motor vehicle theft is not included in the larceny totals and is counted separately because of the great volume of such thefts

There were 157,060 offenses reported by the contributing agencies during 2004. July had the greatest occurrence of offenses reported.



Larceny

The nature of larceny, a crime of opportunity, sneak thievery and petty unobserved thefts, makes it an extremely difficult offense for law enforcement officers to solve. A lack of witnesses and the volume of these crimes work in the offender's favor.

Location	Number of Offenses
Air/Bus/Train Terminal	369
Bank/Savings & Loan	437
Bar/Night Club	681
Church/Synagogue/Temple	670
Commercial/Office Building	4957
Construction Site	2497
Convenience Store	9134
Department/Discount Store	13121
Drug Store/Dr Office/Hospital	2180
Field/Woods	805
Government/Public Building	1233
Grocery/Supermarket	5546
Highway/Road/Alley	12544
Hotel/Motel/Etc.	1874
Jail/Penitentiary	84
Lake/Waterway	259
Liquor Store	232
Parking Lot/Garage	19733
Rental/Storage Facility	494
Residence/Home	46379
Restaurant	2750
School/College	6393
Service/Gas Station	9072
Specialty Store	5200
Other/Unknown	10416
TOTAL	157060

Classification	Number of Offenses
Pocket-Picking	368
Purse-Snatching	348
Shoplifting	23136
Theft From Building	22014
Theft From Coin-Operated Machine	1114
Theft From Motor Vehicles	32553
Theft of Motor Vehicle Parts & Accessories	14600
All Other Larceny	62927
TOTAL	157060

Days of Week	Number
Monday	23168
Tuesday	22064
Wednesday	22622
Thursday	23116
Friday	25126
Saturday	22059
Sunday	18905
TOTAL	157060



Motor Vehicle Theft

The theft of a motor vehicle (a self-propelled vehicle that runs on the surface of land and not on rails, and which fits one of the following descriptions:

Automobiles - *sedans, coupes, station wagons, convertibles, taxicabs, or other similar motor vehicles which serve the primary purpose of transporting people*

Buses - *motor vehicles which are specifically designed (but not necessarily used) to transport groups of people on a commercial basis*

Recreational Vehicles - *motor vehicles which are specifically designed (but not necessarily used) to transport people and also provide them temporary lodging for recreational purposes*

Trucks - *motor vehicles which are specifically designed (but not necessarily used) to transport cargo*

Other Motor Vehicles - *any other motor vehicles, e.g., motorcycles, motor scooters, trail bikes, mopeds, snowmobiles, golf carts, etc.*

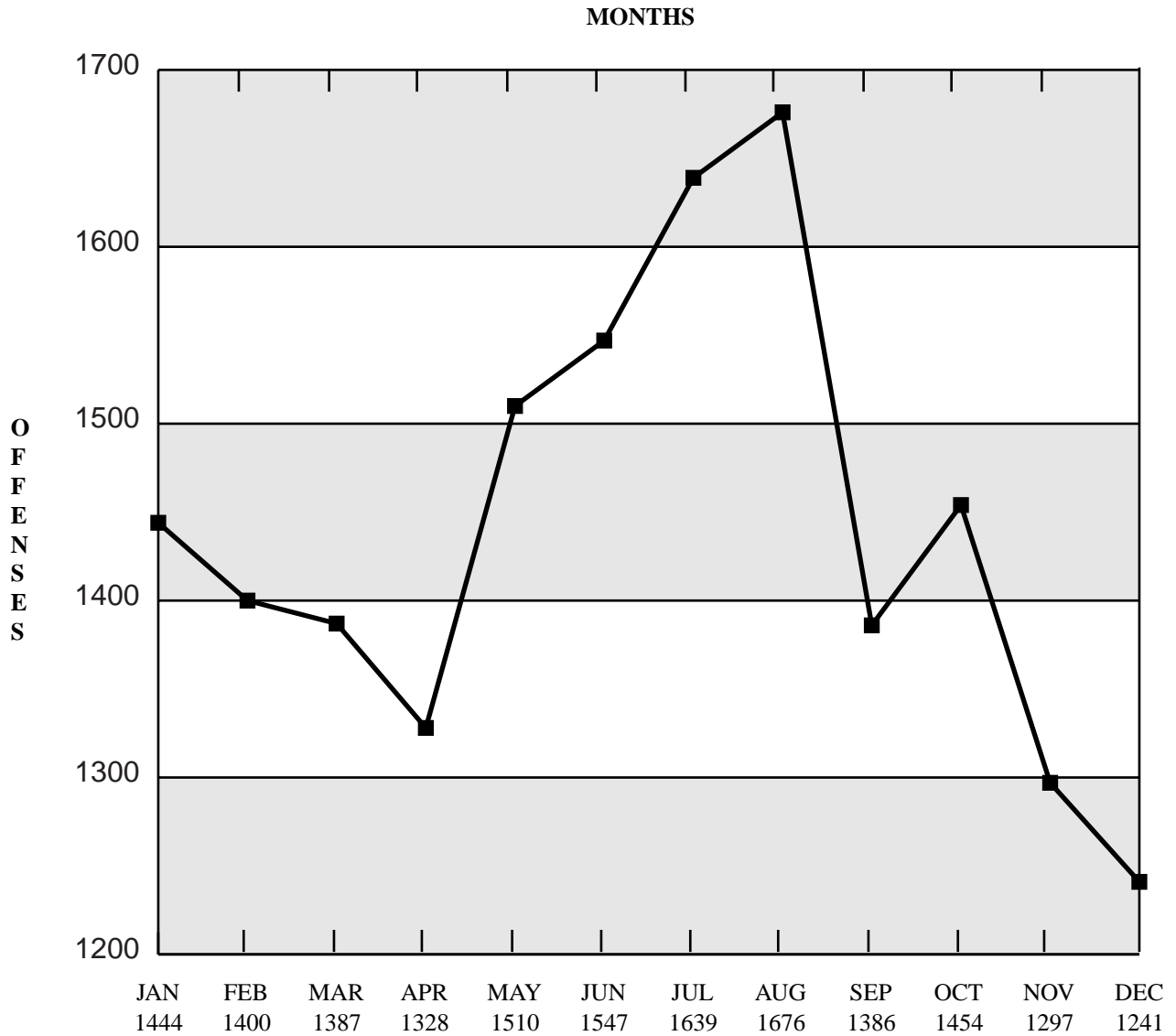
**Motor Vehicle
Theft**



All cases where motor vehicles are taken by persons not having lawful access even though the vehicles are later abandoned are counted in this offense. Joyriding is included.

Unauthorized use by chauffeurs and others having lawful access to the vehicle is not included in motor vehicle theft.

The contributing agencies reported 17,309 offenses of motor vehicle theft in 2004. August had the greatest occurrence of offenses reported.



Motor Vehicle Theft

AGE, GENDER AND RACE OF VICTIM						
Race	Male			Female		
	0 - 17	18 - 35	36+	0 - 17	18 - 35	36+
White	179	2635	2882	102	1291	1680
Black	86	1229	1723	70	1476	1674
Am. Ind./Alskn	1	2	6	0	2	2
Asian/Pacfc Isl.	6	77	83	3	35	29
Unknown	46	69	118	27	51	82
TOTAL	318	4012	4812	202	2855	3467

AGE, GENDER AND RACE OF OFFENDER						
Race	Male			Female		
	0 - 17	18 - 35	36+	0 - 17	18 - 35	36+
White	617	1237	488	131	302	139
Black	1314	1559	613	150	264	106
Am. Ind./Alskn	1	1	2	0	2	0
Asian/Pacfc Isl.	12	21	6	3	4	0
Unknown	85	62	14	13	6	7
TOTAL	2029	2880	1123	297	578	252

Motor Vehicle Theft

Location	Total
Air/Bus/Train Terminal	37
Bank/Savings & Loan	6
Bar/Night Club	39
Church/Synagogue/Temple	38
Commercial/Office Building	345
Construction Site	46
Convenience Store	172
Department/Discount Store	51
Drug Store/Dr Office/Hospital	24
Field/Woods	91
Government/Public Building	27
Grocery/Supermarket	46
Highway/Road/Alley	4026
Hotel/Motel/Etc.	140
Jail/Penitentiary	3
Lake/Waterway	7
Liquor Store	1
Parking Lot/Garage	4939
Rental/Storage Facility	67
Residence/Home	5756
Restaurant	88
School/College	78
Service/Gas Station	258
Specialty Store	207
Other/Unknown	817
TOTAL	17309

Point of Entry/Exit During Vehicle Theft	Entry	Exit
Front	206	108
Rear	42	16
Side	122	54
Attic	3	2
Vent/AC	3	0
Window	111	11
Door	544	337
Patio/Sliding Dr	1	2
Balcony/Fire Escape	0	0
Attached Garage	12	10
Wall	0	1
Vehicle	266	132
Floor	2	2
Roof/Skylight	1	0
Hidden Within	1	0
Other	54	41
Unknown	664	409

Vehicle Counts By Type		
Type	Stolen	Recovered
Automobiles	12648	8585
Buses	5	5
Recreational Vehicles	307	101
Trucks	1167	798
Other Motor Vehicles	2099	784

Motor Vehicle Theft By Day of Week And Time of Day

Day/Time	00:00	02:00	04:00	06:00	08:00	10:00	12:00	14:00	16:00	18:00	20:00	22:00	Unk
	01:59	03:59	05:59	07:59	09:59	11:59	13:59	15:59	17:59	19:59	21:59	23:59	
Monday	222	99	54	176	190	139	167	154	241	330	359	346	44
Tuesday	204	84	78	182	164	143	148	158	200	285	301	342	52
Wednesday	198	94	67	152	177	127	145	148	230	285	327	380	48
Thursday	214	97	72	162	165	117	157	133	223	264	342	355	53
Friday	224	88	87	166	181	143	168	207	287	289	359	411	60
Saturday	281	156	74	113	157	153	195	188	227	277	357	392	54
Sunday	241	163	91	91	150	160	173	176	191	260	342	337	46
TOTAL	1584	781	523	1042	1184	982	1153	1164	1599	1990	2387	2563	357



Arson

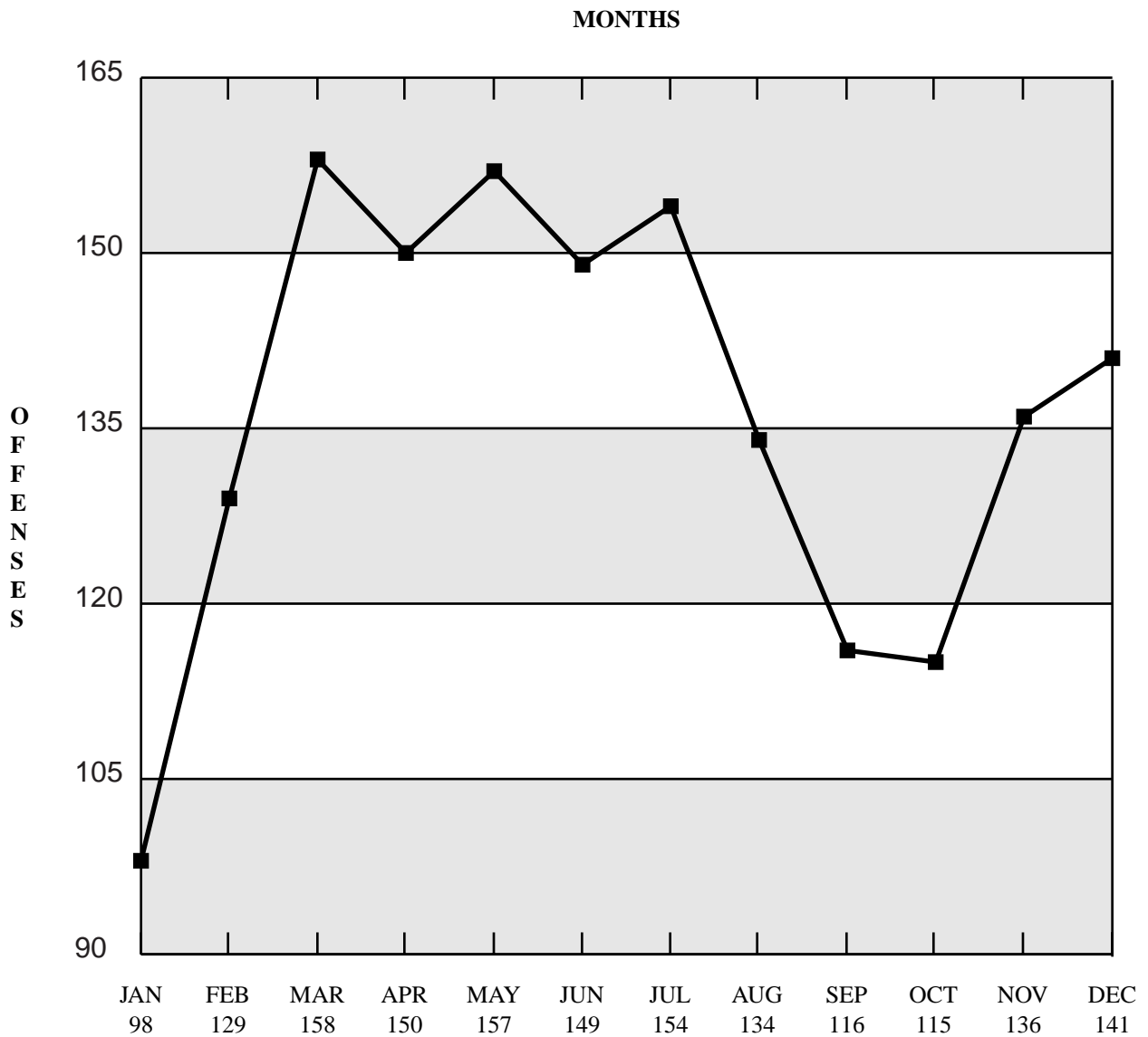
To unlawfully and intentionally damage, or attempt to damage, any real or personal property by fire or incendiary device. The value of property burned, including incidental damage resulting from fighting the fire, is reported in the value of the property loss.

Arson



Only fires determined through investigation to have been unlawfully and intentionally set are classified as Arson. Attempts to burn are included, but fires of suspicious or unknown origin are not reported.

There were 1,637 arsons reported in 2004 by the contributing agencies resulting in a total property loss of \$30,161,405. The month of March had the greatest occurrences of arson reported.



Arson

CLASSIFICATION BY LOCATION AND VALUE LOSS BY PROPERTY

Location	Total Offenses
Air/Bus/Train Terminal	2
Bank/Savings and Loan	2
Bar/Night Club	2
Church/Synagogue/Temple	19
Commercial/Office Building	31
Construction Site	24
Convenience Store	6
Department/Discount Store	9
Drug Store/Doctor's Office/Hospital	5
Field/Woods	139
Government/Public Building	27
Grocery/Supermarket	6
Highway/Road/Alley	180
Hotel/Motel/Etc.	7
Jail/Prison	7
Lake/Waterway	6
Liquor Store	0
Parking Lot/Garage	125
Rental Storage Facility	15
Residence/Home	687
Restaurant	10
School/College	183
Service/Gas Station	3
Specialty Store	8
Other/Unknown	134
Total	1637

Structures	Loss Value
Single Dwelling	5,890,186
Other Dwelling	3,370,192
Commercial/Business	980,008
Industrial/Manufacturing	1,100
Public/Community	3,542,561
Storage	2,273,507
Other	10,648,677
Non-Structure	
Alcohol	1
Automobiles	1,267,784
Bicycles	51
Buses	1,501
Clothes/Furs	28,735
Computer Hardware/Software	650
Consumable Goods	54
Drugs/Narcotics	0
Farm Equipment	75,762
Heavy Construction/Indust.	136,113
Houshold Goods	192,671
Jewelry/Precious Metals	100
Merchandise	3,249
Money	1
Office-Type Equipment	4,241
Other Motor Vehicles	54,956
Purses/Handbags/Wallets	1,040
Radios/TVs/VCRs	650
Recordings-Audio/Visual	450
Recreational Vehicles	72,251
Tools	29,491
Trucks	233,740
Vehicle Parts/Accessories	125,152
Watercraft	148,500
Other	1,078,031
Total	\$30,161,405

Arson

Point of Entry/Exit During Arson	Entry	Exit
Front	16	12
Rear	10	5
Side	5	2
Attic		
Vent/AC		
Window	10	1
Door	23	22
Patio/Sliding Dr		
Balcony/Fire Escape	1	1
Attached Garage		
Wall	1	1
Vehicle	3	1
Floor		
Roof/Skylight		
Hidden Within		
Other	11	7
Unknown	54	50

Victims Of Arson By Gender And Race		
Race/Gender	Male	Female
White	451	255
Black	119	136
Am. Ind./Alskn	0	0
Asian/Pacfc Isl.	5	8
Unknown	56	19
TOTAL	631	418

Offenders Of Arson By Gender And Race		
Race/Gender	Male	Female
White	566	84
Black	252	66
Am. Ind./Alskn	1	0
Asian/Pacfc Isl.	13	1
Unknown	29	2
TOTAL	861	153


Arson By Day of Week And Time of Day

Day/Time	00:00	02:00	04:00	06:00	08:00	10:00	12:00	14:00	16:00	18:00	20:00	22:00	Unk
	01:59	03:59	05:59	07:59	09:59	11:59	13:59	15:59	17:59	19:59	21:59	23:59	
Monday	36	25	10	11	10	13	19	16	23	29	26	35	8
Tuesday	22	17	13	16	12	13	22	13	25	18	26	22	5
Wednesday	31	17	11	8	10	17	15	17	25	28	20	22	8
Thursday	30	18	15	8	16	15	19	19	27	21	17	26	6
Friday	18	15	7	7	8	12	20	20	21	15	21	34	3
Saturday	32	32	13	8	10	8	14	10	24	19	21	27	5
Sunday	43	33	12	12	8	14	19	26	28	27	21	19	0
TOTAL	212	157	81	70	74	92	128	121	173	157	152	185	35



III

Summary of Offenses



Violent Crime

Violent crime offenses include murder/nonegligent manslaughter, aggravated assault, forcible sex offenses and robbery. All violent crimes involve force or threat of force.

The contributing agencies reported 21,982 violent crime offenses involving 24,383 individual victims during 2004.

Relationship of Victim to Offender By Percentage	
Spouse	2.4
Common-Law Spouse	.2
Parent	.6
Sibling	1.3
Child	2.1
Grandparent	.1
Grandchild	.3
In-Law	.2
Stepparent	.3
Stepchild	.6
Stepsibling	.2
Other Family Member	2.1
Victim Was Offender	1.5
Acquaintance	16.3
Friend	2.8
Neighbor	.9
Babysittee (the baby)	.2
Boyfriend/Girlfriend	4.5
Child of Boyfriend/Girlfriend	.3
Homosexual Relationship	.1
Ex-Spouse	.2
Employee	.1
Employer	.1
Otherwise Known	7.8
Stranger	29.5
Unknown	25.5

Violent Crimes Where Offender(s) Suspected of Using By Offense			
Suspected of Using	Alcohol	Comp. Equip.	Drugs
Murder/Non-Negl. Mansl.	14	0	6
Aggravated Assault	1313	8	181
Forcible Rape	223	0	67
Forcible Sodomy	49	10	15
Sexual Aslt W/Object	27	1	6
Forcible Fondling	92	5	24
Robbery	179	3	83
Total	1897	27	382

Resident Status of Victim	Number
Resident	73.3%
Nonresident	14.9%
Unknown	11.8%

Violent Crime Location By Offense

Location	Murder/ Nonneg. Mnslghtr	Aggrvatd Assault	Forcible Rape	Forcible Sodomy	Sexual Assault w/Object	Forcible Fondling	Robbery
Air/Bus/Train Terminal	0	21	1	0	0	14	13
Bank/Savings & Loan	1	1	0	0	0	1	223
Bar/Night Club	1	219	5	0	1	15	29
Church/Synagogue/Temple	0	17	3	3	2	9	14
Commercial/Office Building	1	63	5	4	2	17	100
Construction Site	1	17	3	0	0	1	1
Convenience Store	1	106	4	0	2	14	495
Department/Discount Store	1	47	0	2	3	23	77
Drug Store/Dr Office/Hospital	1	44	10	4	4	16	52
Field/Woods	11	134	67	12	6	39	113
Government/Public Building	0	54	13	9	2	15	24
Grocery/Supermarket	0	33	1	0	2	4	106
Highway/Road/Alley	110	2329	108	29	8	90	2247
Hotel/Motel/Etc.	4	135	96	7	7	31	204
Jail/Penitentiary	2	107	3	13	2	11	2
Lake/Waterway	1	11	6	0	0	5	12
Liquor Store	0	2	0	0	0	1	11
Parking Lot/Garage	31	770	45	13	7	60	998
Rental/Storage Facility	0	3	1	0	0	3	3
Residence/Home	170	4937	1167	435	217	1498	1306
Restaurant	2	98	5	1	3	18	244
School/College	2	275	45	14	21	202	62
Service/Gas Station	2	47	1	0	1	9	180
Specialty Store	2	18	0	2	2	6	164
Other/Unknown	12	346	116	51	16	170	228
TOTAL	356	9834	1705	599	308	2272	6908

Violent Crime By Day of Week And Time of Day

Day/Time	00:00	02:00	04:00	06:00	08:00	10:00	12:00	14:00	16:00	18:00	20:00	22:00	Unk
	01:59	03:59	05:59	07:59	09:59	11:59	13:59	15:59	17:59	19:59	21:59	23:59	
Monday	334	159	74	74	138	150	218	248	244	302	425	422	120
Tuesday	346	140	62	54	154	188	191	204	262	276	359	365	151
Wednesday	334	149	75	87	140	135	189	249	254	286	415	387	135
Thursday	432	178	95	82	155	169	188	232	258	276	412	431	135
Friday	414	204	122	95	166	174	217	240	260	335	451	548	140
Saturday	627	422	162	96	119	141	184	219	246	317	477	530	135
Sunday	624	435	177	76	110	115	215	229	257	300	401	367	97
TOTAL	3111	1687	767	564	982	1072	1402	1621	1781	2092	2940	3050	913

Type Weapon/Force Involved By Offense

Type Weapon/Force	Murder/ Nonneg. Mnslghtr	Aggrvatd Assault	Forcible Rape	Forcible Sodomy	Sexual Assault w/Object	Forcible Fondling	Robbery
Firearm (type unk.)	204	571	14	1	0	0	632
Automatic Firearm	8	65	1	0	0	0	131
Handgun	94	701	42	10	1	1	2101
Automatic Handgun	19	92	3	4	0	2	385
Rifle	7	42	1	0	0	0	46
Automatic Rifle	1	6	0	0	0	0	10
Shotgun	15	85	1	0	0	0	149
Automatic Shotgun	0	1	0	0	0	0	1
Other Firearm	2	137	0	0	0	0	31
Other Auto. Firearm	0	2	0	0	0	0	0
Knife/Cutting Instr.	47	2000	44	3	3	7	527
Blunt Object	9	1303	7	4	8	2	181
Motor Vehicle	7	379	0	0	0	1	5
Personal Weapons	17	3014	1073	367	187	1492	1715
Poison	1	13	0	0	0	0	1
Explosives	0	4	0	0	0	0	3
Fire/Incend. Device	2	22	0	0	1	0	2
Drugs/Narc./Sleep Pills	1	4	9	0	0	2	0
Asphyxiation	1	3	0	0	0	0	0
Other	9	1255	140	64	37	228	327
Unknown	41	411	114	42	34	147	399

Type Injury Sustained By Offense

Type Injury	Aggravated Assault	Forcible Rape	Forcible Sodomy	Sexual Assault w/Object	Forcible Fondling	Robbery
None	3503	1181	507	247	2258	5584
Apparent Broken Bones	512	6	2	1	1	40
Possible Internal Injury	583	99	28	11	39	75
Severe Laceration	2251	9	3	1	0	186
Apparent Minor Injury	3763	414	100	70	174	1558
Other Major Injury	1275	31	8	2	12	145
Loss of Teeth	123	5	2	0	0	16
Unconsciousness	141	4	0	0	1	26
Total	12151	1749	650	332	2485	7630

Victims And Offenders of Violent Crime

AGE, GENDER AND RACE OF VICTIM						
Race	Male			Female		
	0 - 17	18 - 35	36+	0 - 17	18 - 35	36+
White	1499	3663	2130	2220	2297	1526
Black	1165	3012	1941	1266	1905	1014
Am. Ind./Alskn	3	16	7	7	3	2
Asian/Pacfc Isl.	18	91	74	25	71	62
Unknown	74	113	51	63	45	20
TOTAL	2759	6895	4203	3581	4321	2624

AGE, GENDER AND RACE OF OFFENDER						
Race	Male			Female		
	0 - 17	18 - 35	36+	0 - 17	18 - 35	36+
White	4669	3903	2021	273	581	323
Black	6029	4919	1674	552	1036	437
Am. Ind./Alskn	5	4	3	0	1	0
Asian/Pacfc Isl.	36	71	26	2	20	4
Unknown	308	79	8	17	4	0
TOTAL	8710	8976	3732	844	1642	764

IBR Agencies' Property Crimes

Property Crimes or crimes against property are listed below. Robbery is considered a crime against property; however, it is also a violent crime and is listed again in the violent crime section of this report.

Contributing agencies reported 329,902 property offenses during 2004. More property crimes occurred on a Friday than any other day of the week.

Crimes Against Property Where Offender(s) Suspected of Using By Offense

Offenses	Alcohol	Drugs	Computer Equipment
Arson	33	3	1
Bribery	2	0	0
Burglary	368	151	33
Counterfeiting/ Forgery	85	111	78
Destruction/ Vandalism	1517	208	42
Embezzlement	14	23	23
Extortion	0	1	2
Fraud	213	193	306
Larceny	1402	593	164
Motor Vehicle Theft	157	94	5
Robbery	179	83	3
Stolen Property	30	30	2
Total	4000	1490	659

Property Crimes by Day of Week and Time of Day

Day/Time	00:00	04:00	08:00	12:00	16:00	20:00	Unk
	03:59	07:59	11:59	15:59	19:59	23:59	
Monday	5556	3400	8324	8844	11020	8682	1613
Tuesday	5065	3359	7595	8669	10750	8613	1566
Wednesday	5270	3280	7677	8680	11052	9065	1413
Thursday	5900	3244	7695	8943	11075	9218	1544
Friday	6137	3445	8028	9924	13515	10795	1553
Saturday	7219	2660	6797	8979	10240	10408	1457
Sunday	7245	2299	5877	7768	8795	8491	1158

Other Property Crime Locations

Location	Bribery	Burglary	Cntrft/ Forgery	Destruct/ Vandal	Embezzle ment	Extor tion	Fraud	Stolen Property
Air/Bus/Train Terminal	0	15	12	161	4	1	25	5
Bank/Savings and Loan	0	23	1743	127	92	0	1044	10
Bar/Night Club	0	65	41	251	16	1	321	4
Church/Temple/ Synagogue	0	349	2	670	2	0	25	1
Commercial/ Office Bldg	0	1444	245	2378	300	6	521	18
Construction Site	0	433	5	824	14	0	21	1
Convenience Store	1	485	1004	824	183	2	584	15
Department/ Discount Str	2	182	783	461	589	1	1380	39
Drug Store/Hospital/ Doctor's Office	1	183	245	300	45	1	673	7
Field/Woods	0	32	11	645	7	0	39	14
Government/ Public Building	4	158	158	831	36	1	187	11
Grocery/ Supermarket	0	94	969	360	85	0	439	45
Highway/ Road/Alley	4	71	500	14863	62	2	840	573
Hotel/Motel/Etc.	0	228	58	755	54	2	201	15
Jail/Prison	0	3	106	88	2	0	72	0
Lake/Waterway	0	10	0	52	1	0	3	1
Liquor Store	0	22	10	27	3	0	11	0
Parking Lot/Garage	2	411	64	14507	64	4	293	215
Rental Storage Facility	0	262	8	278	15	0	67	7
Residence/Home	2	19608	920	38662	278	39	4967	205
Restaurant	0	637	434	909	375	1	621	2
School/College	0	630	79	3409	23	4	110	19
Service/Gas Station	0	263	267	719	99	0	385	10
Specialty Store	0	990	414	1246	372	3	1026	44
Other/Unknown	1	1285	640	6308	352	8	2361	88
Total	17	27883	8718	89655	3073	76	16216	1349

Location of offense for arson, larceny, motor vehicle theft, and robbery can be found in the sections pertaining to these individual offenses.

Other Property Crimes By Day of Week

Days of Week/ Number of Offenses	Monday	Tuesday	Wednesday	Thursday	Friday	Saturday	Sunday
Bribery	2	2	3	3	5	1	1
Counterfeiting/ Forgery	1391	1409	1376	1324	1437	1030	751
Destruction/ Vandalism	11942	11421	11535	12148	14863	14643	13103
Embezzlement	440	451	480	493	516	382	311
Extortion	12	15	10	12	14	7	6
Fraud	2576	2489	2528	2677	2702	1830	1414
Stolen Property	206	197	240	210	187	165	144

Resident Status of Victims	Resident	Nonresident	Unknown
Number	170860	34147	42018

Victims and Offenders of Property Crimes By Race and Gender

Race	Victims		Offenders	
	Male	Female	Male	Female
White	90082	71569	58872	22958
Black	32280	37775	54784	17298
American Ind/Alaskan	194	87	60	29
Asian/Pacific Isl	2107	1703	882	388
Unknown	4960	3772	4909	1209
Total	129623	114906	119507	41882

Hate Crime

Hate crimes are not separate distinct offenses, but rather traditional crimes motivated by the offender's bias. Because of the difficulty of ascertaining the offender's subjective motivation, bias is reported only if investigation reveals sufficient objective facts to lead a reasonable and prudent person to conclude that the offender's actions were motivated, in whole or in part, by bias against race, religion, disability, ethnicity, or sexual-orientation.

Offense Category	Hate Bias Category				
	Racial	Religious	Ethnicity	Sexual Orientation	Disability
Arson	1	3		1	
Assault	90	10	16	21	5
Burglary	8	3			1
Counterfeiting			2		1
Damage/Vandal	75	24	15	12	6
Drug/Narc	3		6		2
Embezzlement	3				
Extortion	1				
Fraud	1	2			
Kidnapping				1	
Larceny	15	3	7		1
Motor Vehicle Theft		1	1	1	
Robbery	2			2	1
Forcible Sex	1			2	1
Stolen Property			1		2
All Other	5		1		2

Religious	
Anti-Jewish	24
Anti-Catholic	1
Anti-Protestant	3
Anti-Islamic	10
Anti-Other Religion	6
Anti-Multi-Religious Group	1
Anti-Atheist/Agnostic	1

Racial	
Anti-White	61
Anti-Black	115
Anti-Am Ind/Alskn Nat	4
Anti-Asian/Pacfc Isl	15
Anti-Multi-Racial	10

Ethnicity/National Origin	
Anti-Arab	17
Anti-Hispanic	16
Anti-Other Ethnicity	16

Sexual Orientation	
Anti-Male Homosexual	23
Anti-Female Homosexual	3
Anti-Homosexual	12
Anti-Heterosexual	2
Anti-Bisexual	0

Disability	
Anti-Physical	0
Anti-Mental	22

Victims And Offenders of Hate Crime

AGE, GENDER AND RACE OF VICTIM						
Race	Male			Female		
	0 - 17	18 - 35	36+	0 - 17	18 - 35	36+
White	9	42	49	10	43	21
Black	11	31	21	2	16	16
Am. Ind./Alskn	0	0	0	0	0	0
Asian/Pacfc Isl.	0	4	8	0	2	0
Unknown	1	3	4	0	3	1
TOTAL	21	80	82	12	64	38

AGE, GENDER AND RACE OF OFFENDER						
Race	Male			Female		
	0 - 17	18 - 35	36+	0 - 17	18 - 35	36+
White	34	86	22	12	11	10
Black	21	41	10	13	7	10
Am. Ind./Alskn	0	0	0	0	0	0
Asian/Pacfc Isl.	0	0	1	0	0	0
Unknown	4	0	1	0	0	0
TOTAL	59	127	34	25	18	20



IV

Law Enforcement Officers Killed and Assaulted



2004 Law Enforcement Officers Killed and Assaulted

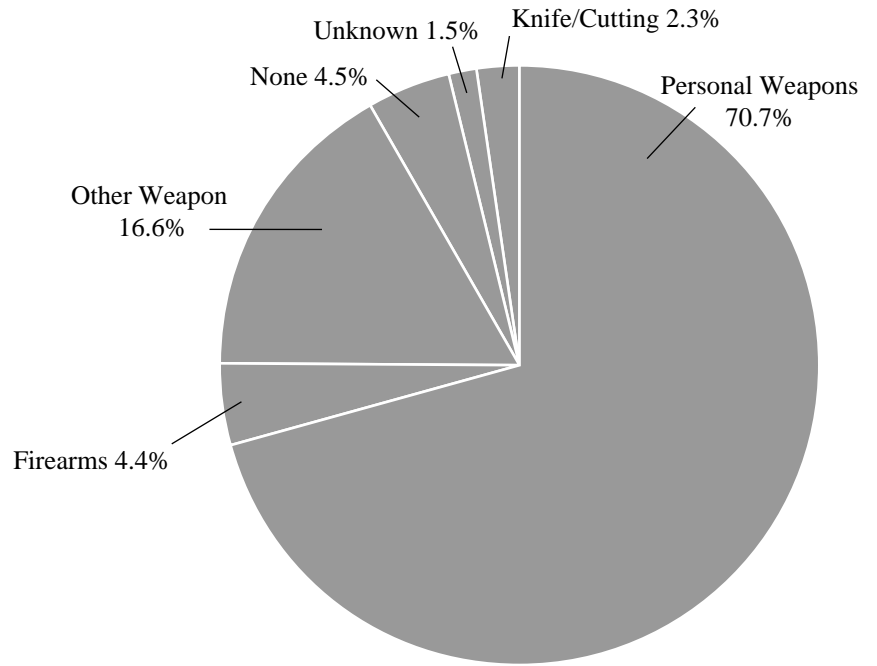
Through the Uniform Crime Reporting Program additional information is collected on enforcement officers assaulted and feloniously killed in the line of duty. Information is provided on the activities and assignment at the time of the assault, type of weapon used to commit the offense, injuries involved and time the activity took place.

During 2004, contributing agencies reported no officers feloniously killed in the line of duty and 1,449 assault offenses on officers.

Additional information pertaining to law enforcement officers killed and assaulted is contained in an annual summary published by the National Uniform Crime Reporting Program.

OFFICERS ASSAULTED		
Activity	Number of Offenses	Percent Distribution
1. Responding to "Disturbance" calls (family quarrels, man with gun, etc.)	363	25.1
2. Burglaries in progress or pursuing burglary suspects	14	1.0
3. Robberies in progress or pursuing robbery suspects	8	.6
4. Attempting other arrests	404	27.9
5. Civil disorder (riot, mass disobedience)	22	1.5
6. Handling, transporting, custody of prisoners	174	12.0
7. Investigating suspicious persons or circumstances	92	6.3
8. Ambush - no warning	3	.2
9. Mentally deranged	16	1.1
10. Traffic pursuits and stops	150	10.4
11. All Other	203	14.0
TOTAL	1449	100.0

**Officers
Assaulted
By Weapon**



2004

Weapon	Number Offenses
Firearm	15
Automatic Firearm	2
Handgun	16
Automatic Handgun	5
Rifle	8
Automatic Rifle	0
Shotgun	18
Other Firearm	0
Knife or cutting instrument	34
Blunt Object	16
Motor Vehicle	68
Personal Weapons	1039
Poison	0
Drugs/Narcotics	0
Other	160
Unknown	22
None	66

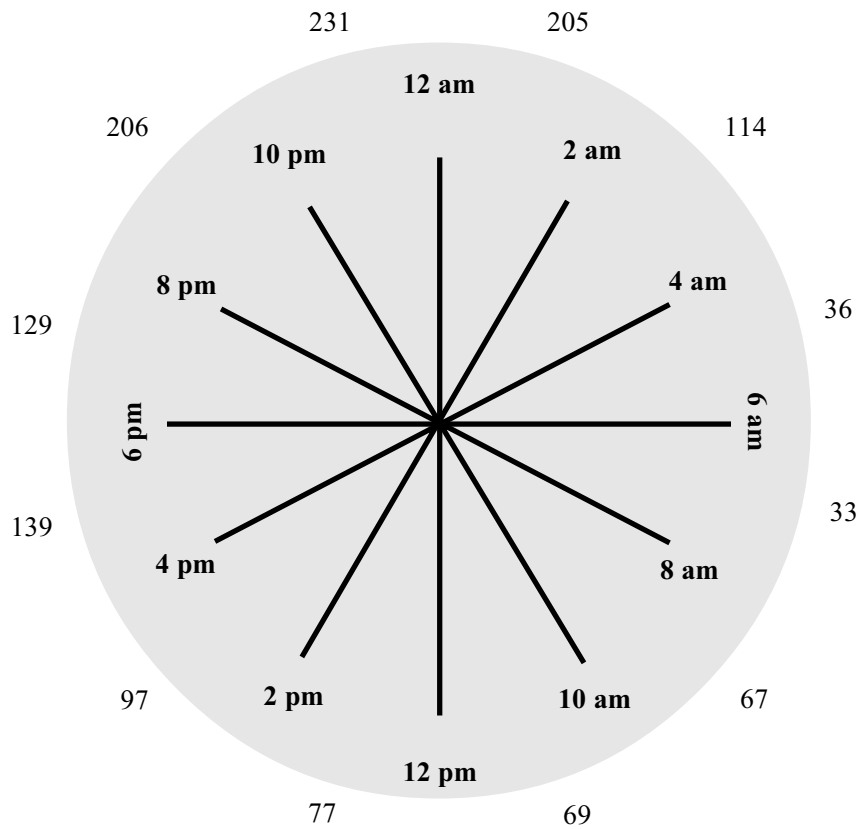
Days of Week	Number
Monday	168
Tuesday	167
Wednesday	191
Thursday	200
Friday	224
Saturday	270
Sunday	229
Total	1449

Type Injury Sustained	
Broken Bone	6
Internal Injury	8
Lacerations	7
Minor Injury	440
Major Injury	6
Loss of Teeth	0
Unconsciousness	0
None	963

OFFICERS ASSAULTED BY TYPE OF ASSIGNMENT


	Number Assaulted	Percent Distribution
Two-Man Vehicle	161	11.1
One-Man Vehicle		
Alone	395	27.3
Assisted	477	32.9
Detective or Special Assignment		
Alone	26	1.8
Assisted	33	2.3
Other Assignments		
Alone	98	6.8
Assisted	259	17.9

OFFICERS ASSAULTED BY TIME





V Value of Property Loss



Value of Property Stolen & Recovered

The table below indicates the total value of property stolen and recovered by month for contributing agencies during 2004.

MONTH	Stolen	Recovered	% Recovered
JAN	25,232,988	7,145,721	28.3
FEB	23,809,218	8,681,612	36.5
MAR	28,054,562	5,973,628	21.3
APR	21,876,763	6,826,349	31.2
MAY	23,838,652	6,136,434	25.7
JUN	23,213,307	6,505,669	28.0
JUL	28,187,047	7,577,622	26.9
AUG	26,592,269	7,154,274	26.9
SEP	21,545,666	6,017,338	27.9
OCT	22,466,750	5,516,593	24.6
NOV	21,893,425	5,223,906	23.9
DEC	19,562,808	4,895,891	25.0
TOTAL	\$286,273,455	\$77,655,037	27.1

Value of Property Loss

Type of Property	Burned	Counter- feited/ Forged	Destroyed Damaged/ Vandalized	Recov- ered	Seized	Stolen
Aircraft						14,377
Alcohol				13,964		163,867
Automobiles			1,504	51,042,749		81,062,118
Bicycles			2	154,329		1,475,140
Buses				25,001		25,321
Clothing/Furs			1	464,406		4,890,687
Computer Hardware/Software			5,513	463,728		12,048,295
Consumable Goods				134,354	1	2,172,691
Credit/Debit Cards						
Drugs/Narcotics			1	14,112	2	260,784
Drug/Narcotic Equipment				324	2	7,794
Farm Equipment				119,633		1,008,191
Firearms				195,921		2,116,817
Gambling Equipment						10,591
Heavy Construction/Industrial Equipment			250	1,053,935		6,025,099
Household Goods			5,271	97,569	1	3,355,482
Jewelry/Precious Metals		1	1	1,091,172		22,710,380
Livestock				26,011		213,428
Merchandise			1	2,069,101		6,340,588
Money				1,598,348		43,287,139
Negotiable Instruments		3,609		96,032		6,044,431
Nonnegotiable Instruments						
Office-type Equipment			400	29,084		1,224,455
Other Motor Vehicles				3,904,366		10,487,509
Purses/Handbags/Wallets				88,168	1	833,573
Radios/TVs/VCRs			481	340,433		7,048,259
Recordings-Audio/Visual			102	198,846		4,860,169
Recreational Vehicles				1,122,829		2,611,572
Structures-Single Occupancy			1			
Structures-Other Dwellings			150			
Structures-Other Commercial/Business						
Structures-Industrial/ Manufacturing						
Structures-Public/Community						
Structures-Storage						3,839
Structures-Other				3,950		84,890
Tools			418	448,756		11,845,697
Trucks			1	7,983,693		15,224,076
Vehicle Part/Accessories			18,742	443,320		7,666,085
Watercraft				457,565		995,611
Other		44	20,896	3,973,338	4	30,154,500
TOTAL		\$3,654	\$53,735	\$77,655,037	\$11	\$286,273,455

The number 1 is placed in the value of property field when the actual dollar value is not known.

Value of Property Stolen in Property Offenses

Offenses	Number of Property Descriptions	Value Stolen
Bribery	4	202
Burglary	31992	26,747,729
Embezzlement	3387	15,542,765
Extortion/Blackmail	40	208,881
False Pretense/Swindle/Confidence Game	8924	14,382,802
Credit Card/ATM Fraud	4535	3,354,606
Impersonation	1745	943,508
Welfare Fraud	55	36,737
Wire Fraud	275	1,061,087
TOTAL FRAUD:	15534	19,778,740
Kidnaping/Abduction	302	10,711
Pocket-Picking	755	69,469
Purse-Snatching	856	85,265
Shoplifting	25193	5,899,925
Theft From Building	35014	28,265,392
Theft From Coin-Operated Machine	1178	261,463
Theft From Motor Vehicle	53932	19,459,745
Theft of Motor Vehicle Parts/Accessories	14357	4,147,556
All Other Larceny	77276	54,035,189
TOTAL LARCENY:	208561	112,224,004
Motor Vehicle Theft	17543	105,735,129
Robbery	9709	6,025,294
GRAND TOTAL:	287072	\$286,273,455
Additional Analysis of Larceny/Theft Offenses		
\$200 and Over	65560	106,185,983
\$50 to \$200	45951	4,763,635
Under \$50	97050	1,274,386
TOTAL LARCENY/THEFT:	208561	\$112,224,004



VI

Arrest Data



2004 Arrest Data

Arrest statistics reflecting characteristics of persons arrested by age, gender, and race are collected monthly from contributing law enforcement agencies. In examining arrest figures it is important to remember they do not personally identify individuals arrested but represent the total number of persons arrested. One person may be arrested several times during a year for the same type of crime or for different offenses. Each arrest would be counted. When a person is arrested and charged with several offenses, only one arrest is counted. Furthermore, arrest figures cannot be compared to offense figures because several persons could be arrested for the same offense, or the arrest of one person may solve several offenses. Arrests are primarily a measure of police activity as it relates to crime. Although law enforcement arrest policies vary, particularly with respect to juveniles, contributors to this program are instructed to count one arrest each time an individual is taken into custody for committing an offense. A juvenile is counted as a person arrested when he commits an offense and the circumstances are such that if the offender were an adult, an arrest would be made.

ARREST DATA BY QUARTER

Quarters	Arrests	Percent Distribution
First Quarter	70556	23.3
Second Quarter	80082	26.4
Third Quarter	81280	26.8
Fourth Quarter	<u>71416</u>	<u>23.5</u>
TOTAL	303334	100.0

Arrest Data

ARREST DATA BY AGE		
AGE	Number	Percent Distribution
Under 10	231	.08
10-12	2465	.81
13-14	8417	2.77
15	7339	2.42
16	8861	2.92
17	9542	3.15
18	13821	4.56
19	14686	4.84
20	14016	4.62
21	13503	4.45
22	12695	4.19
23	11408	3.76
24	10718	3.53
25-29	39557	13.04
30-34	32610	10.75
35-39	31428	10.36
40-44	29972	9.88
45-49	20302	6.69
50-54	11266	3.71
55-59	5514	1.82
60-64	2576	.85
65 & Over	2407	.79
TOTAL	303334	100.00

Percent Distribution of Persons Arrested By Gender and Race

GENDER	% DIST.
MALE	75.0
FEMALE	25.0

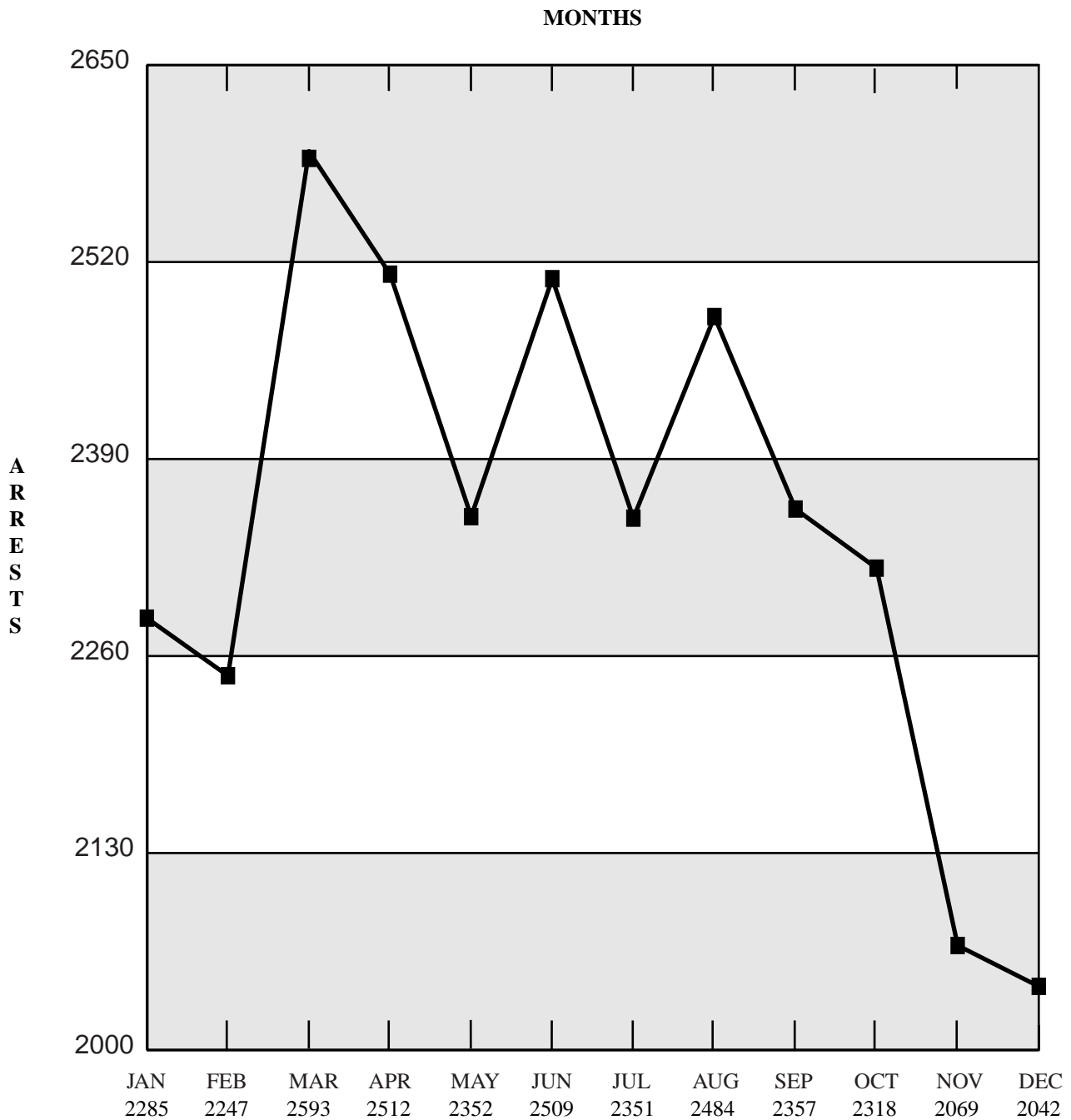
RACE	%DIST.
White	58.7
Black	40.5
American Indian or Alaskan Native	.1
Asian or Pacific Islander	.7

Drug Arrests



In 2004, 28,119 narcotic drug arrests, including drug equipment violations, were reported by the contributing agencies. Marijuana ranked highest in total volume of drug arrests with 54 percent.

Drug violation arrests constitute 23.6 percent of the total number of persons arrested for Group A offenses.



Drug Arrests By Age and Type of Drug 2004

	Under 10	10 12	13 14	15	16	17	18	19	20	21	22	23	24	25 29	30 34	35 39	40 44	45 49	50 54	55 59	60 64	65 & Over	Total
"Crack" Cocaine	0	1	17	25	48	70	174	234	216	195	213	198	190	641	520	541	569	404	159	75	18	15	4523
Cocaine	0	0	4	11	19	34	96	94	135	126	128	112	137	443	378	363	316	194	98	33	10	5	2736
Hashish	0	0	0	0	0	0	1	2	2	1	0	0	0	6	2	1	4	0	0	0	0	0	19
Heroin	0	0	1	2	0	8	19	25	23	32	18	28	20	124	106	84	84	72	31	13	1	1	692
Marijuana	3	25	249	352	525	841	1547	1508	1286	1068	973	759	671	1954	1063	824	700	421	163	74	25	12	15043
Morphine	0	0	0	0	0	1	0	0	1	1	3	2	1	2	7	5	2	4	2	2	0	1	34
Opium	0	0	0	1	0	0	2	1	1	0	2	0	0	3	2	4	2	4	2	0	0	0	24
Other Narcotic	0	2	12	8	4	11	18	22	15	18	24	23	22	99	78	70	78	51	95	4	7	0	661
LSD	0	0	0	0	0	0	0	1	0	0	0	0	0	0	0	0	0	0	0	0	0	0	1
PCP	0	0	0	0	0	0	0	1	2	0	1	0	1	3	3	0	0	1	0	0	0	0	12
Other Halucinogens Amphetamines/ Methamphetamines	0	0	0	0	1	0	3	6	10	2	5	1	0	8	4	0	1	1	0	0	0	0	42
Other Stimulants	0	1	2	4	3	6	8	20	17	21	32	21	31	94	98	81	47	42	10	1	1	1	541
Barbituates	0	0	0	0	0	0	2	0	4	0	0	0	1	1	1	4	8	0	1	0	0	0	22
Other Depressants	0	1	1	0	0	3	1	1	0	2	3	4	1	8	8	6	4	3	4	0	0	0	50
Other Drugs	1	1	9	11	6	6	9	7	11	10	12	9	9	63	37	49	31	16	80	2	1	2	382
Unknown Drug Type	0	4	40	47	71	109	220	176	175	166	130	150	126	421	318	290	251	209	82	31	11	7	3034
TOTAL	4	35	340	468	681	1091	2101	2104	1903	1642	1546	1308	1212	3876	2629	2324	2102	1423	727	235	74	44	27869

Arrest Data By Age

JUVENILES

OFFENSES	UNDER 10	10 12	13 14	15	16	17	TOTAL
Murder/Nonnegligent Manslaughter	0	0	2	3	3	6	14
Negligent Manslaughter	0	0	1	0	1	1	3
Kidnaping/Abduction	0	2	10	3	12	10	37
Forcible Rape	0	5	17	6	16	16	60
Forcible Sodomy	1	14	24	15	10	7	71
Sexual Assault with an Object	1	1	3	4	2	2	13
Forcible Fondling	1	25	52	22	16	18	134
Robbery	2	15	51	57	89	92	306
Aggravated Assault	4	37	135	105	138	168	587
Simple Assault	40	626	1476	952	842	778	4714
Intimidation	0	33	90	44	56	48	271
Arson	12	41	51	28	14	12	158
Extortion/Blackmail	0	0	7	7	3	1	18
Burglary/Breaking & Entering	9	91	234	189	201	279	1003
Pocket Picking	0	1	21	9	34	12	77
Purse Snatching	0	0	1	1	1	3	6
Shoplifting	23	240	681	516	573	540	2573
Theft from Building	1	21	61	35	29	30	177
Theft from Coin-Operated Device	0	0	0	0	0	2	2
Theft from Motor Vehicle	1	8	54	35	68	44	210
Theft of Motor Vehicle Parts	0	1	0	1	9	7	18
All Other Larceny	8	176	465	389	395	421	1854
Motor Vehicle Theft	0	11	90	113	106	96	416
Counterfeiting/Forgery	1	3	7	9	21	32	73
False Pretenses/Swindle/Confidence Game	0	3	7	4	16	20	50
Credit Card/Teller Machine Fraud	0	1	4	4	7	6	22
Impersonation	0	0	0	0	4	6	10
Welfare Fraud	0	0	0	0	0	0	0
Wire Fraud	0	0	0	0	1	0	1

OFFENSES	UNDER 10	10 12	13 14	15	16	17	TOTAL
Embezzlement	0	0	0	5	24	49	78
Stolen Property Offenses	0	2	35	47	50	62	196
Destruction/Damage/Vandalism	27	189	366	219	311	272	1384
Drug/Narcotic Violations	1	38	340	468	681	1091	2619
Drug Equipment Violations	0	0	4	4	3	7	18
Incest	0	0	1	0	0	0	1
Statutory Rape	0	0	2	2	3	8	15
Pornography/Obscene Material	0	0	4	3	2	2	11
Betting/Wagering	0	0	0	0	2	0	2
Operating/Promoting/Assisting Gambling	0	0	0	0	0	0	0
Gambling Equipment Violations	0	0	0	1	0	0	1
Sports Tampering	0	0	0	0	0	0	0
Prostitution	0	0	1	0	0	2	3
Assisting or Promoting Prostitution	0	0	0	0	0	1	1
Bribery	0	0	0	0	0	0	0
Weapon Law Violations	6	59	172	131	153	153	674
Total Group A Arrests	138	1643	4469	3431	3896	4304	17881
Bad Checks	0	0	2	0	0	5	7
Curfew/Loitering/Vagrancy Violations	1	73	430	482	664	708	2358
Disorderly Conduct	5	144	485	381	368	314	1697
Driving Under the Influence	2	0	5	10	78	152	247
Drunkenness	5	4	33	41	70	106	259
Family Offenses, Nonviolent	0	0	4	3	1	7	15
Liquor Law Violations	0	7	149	223	463	763	1605
Peeping Tom	0	0	3	0	1	2	6
Runaway	24	216	1137	1076	1095	852	4400
Trespass of Real Property	6	41	229	219	256	304	1055
Conspiracy to Commit Group A Offense	0	0	1	1	3	5	10
Conspiracy to Commit Group B Offense	0	0	0	0	0	0	0
All Other Offenses	50	337	1470	1472	1966	2020	7315
Total Group B Arrests	93	822	3948	3908	4965	5238	18974

Group A Adult Arrests By Age

	18	19	20	21	22	23	24	25 29	30 34	35 39	40 44	45 49	50 54	55 59	60 64	65 & Over	Total
Murder/Nonnegligent Manslaughter	20	20	13	29	20	19	13	46	36	25	21	12	6	6	4	2	292
Negligent Manslaughter	1	0	0	0	0	0	0	1	3	1	1	0	0	0	0	0	7
Kidnaping/Abduction	44	50	39	50	38	65	38	153	119	76	74	44	28	5	2	6	831
Forcible Rape	23	18	17	18	13	16	12	46	46	36	34	21	13	3	3	3	322
Forcible Sodomy	3	8	5	3	5	2	3	14	18	22	50	7	4	5	3	4	156
Sexual Assault with an Object	1	2	1	2	1	0	3	18	13	6	8	4	3	2	2	2	68
Forcible Fondling	17	13	16	14	10	10	8	52	54	58	75	52	40	17	15	14	465
Robbery	148	149	117	91	87	52	61	197	144	105	104	43	20	6	3	5	1332
Aggravated Assault	239	223	194	236	215	184	163	648	474	474	458	247	149	82	30	47	4063
Simple Assault	1145	1124	1194	1252	1300	1180	1234	4768	4179	3994	3737	2372	1170	557	305	288	29799
Intimidation	65	65	61	73	55	52	56	203	208	186	191	122	73	47	24	21	1502
Arson	15	11	13	4	6	5	8	10	16	21	18	12	6	5	2	0	152
Extortion/Blackmail	1	0	4	0	1	1	1	2	5	4	4	0	0	1	0	1	25
Burglary/B & E	314	280	203	194	141	123	98	384	289	283	214	113	57	24	10	4	2731
Pocket Picking	14	15	8	12	3	6	1	10	11	22	16	10	10	4	0	2	144
Purse Snatching	3	3	1	0	1	2	0	5	8	2	1	2	0	0	0	0	28
Shoplifting	896	638	516	412	345	334	277	1014	951	1000	905	645	359	164	92	87	8635
Theft from Building	35	33	26	25	36	16	19	54	59	39	56	32	10	8	0	2	450
Theft from Coin-Operated Machine or Device	7	4	5	2	5	0	4	5	3	8	2	1	1	0	0	0	47
Theft from Motor Vehicle	44	34	26	19	10	26	8	45	42	29	15	12	8	3	0	0	321
Theft of Motor Vehicle Parts	13	10	6	4	4	7	4	11	6	9	4	3	5	0	0	1	87
All Other Larceny	722	607	449	439	395	333	323	1178	1092	1007	927	589	297	132	55	43	8588
Motor Vehicle Theft	119	85	69	64	44	43	33	136	126	136	92	49	24	5	0	4	1029
Counterfeiting/Forgery	98	130	161	121	114	103	163	489	412	351	229	148	56	54	12	7	2648

Offenses	18	19	20	21	22	23	24	25 29	30 34	35 39	40 44	45 49	50 54	55 59	60 64	65 & Over	Total
False Pretenses/Swindle/ Confidence Game	60	61	61	82	89	86	80	373	398	352	286	170	89	46	13	17	2263
Credit Card/Automatic Teller Machine Fraud	12	16	18	15	17	37	17	45	51	54	35	18	6	2	3	1	347
Impersonation	14	24	27	25	12	20	14	68	35	34	30	14	6	1	0	2	326
Welfare Fraud	0	1	2	1	2	1	0	10	14	9	7	4	1	5	1	0	58
Wire Fraud	1	0	2	0	0	0	1	18	1	1	1	0	0	0	0	0	25
Embezzlement	109	117	90	76	83	60	58	217	184	161	125	95	25	20	6	4	1430
Stolen Property Offenses	78	75	64	65	53	47	39	104	86	75	65	36	18	11	3	4	823
Destruct/Damage/Vandalism	315	292	229	200	168	155	126	420	327	297	242	142	75	38	28	15	3069
Drug/Narcotic Violations	2103	2104	1903	1642	1546	1308	1212	3876	2627	2324	2102	1423	727	235	74	44	25250
Drug Equipment Violations	14	15	17	11	12	13	7	41	31	17	23	22	6	2	1	0	232
Incest	0	1	0	1	0	0	0	1	5	1	2	4	1	0	0	0	16
Statutory Rape	29	19	8	14	2	20	3	11	7	5	1	0	1	0	0	0	120
Porno./Obscene Material	2	2	1	2	6	3	2	2	12	13	7	4	1	0	0	1	58
Betting/Wagering	0	4	2	0	2	3	2	6	9	11	6	8	0	1	0	0	54
Operating/Promoting/ Assisting Gambling	0	0	0	0	0	0	0	0	0	0	0	0	0	1	0	0	1
Gambling Equip. Violations	1	1	0	0	1	0	0	1	0	0	0	0	0	0	0	0	4
Sports Tampering	0	0	0	0	0	0	1	0	2	1	0	0	0	0	0	0	4
Prostitution	5	12	17	18	18	12	22	91	107	146	127	60	24	11	9	4	683
Assisting/Promoting Prostitution	3	2	0	5	1	4	1	10	11	11	14	11	1	1	4	1	80
Bribery	0	0	0	1	0	1	0	0	2	1	3	2	1	1	0	0	12
Weapon Law Violations	241	213	174	233	203	162	126	411	244	188	230	183	122	71	29	46	2876
Total Group A Arrests	6974	6481	5759	5455	5064	4511	4241	15194	12467	11595	10542	6736	3443	1576	733	682	101453

Group B Adult Arrests By Age

Offenses	18	19	20	21	22	23	24	25 29	30 34	35 39	40 44	45 49	50 54	55 59	60 64	65 & Over	Total
Bad Checks	64	146	246	210	257	248	241	1172	1134	1078	807	530	303	129	76	58	6699
Curfew/Loitering/Vagrancy	16	6	11	7	1	2	1	4	8	9	25	23	7	23	1	0	144
Disorderly Conduct	392	337	311	356	331	280	235	846	541	573	522	310	171	79	45	40	5369
Driving Under the Influence	478	808	896	1250	1341	1212	1143	4092	3258	2943	2835	2135	1343	753	364	296	25147
Drunkenness	749	777	869	1345	1133	1054	958	3485	2849	3447	4306	3330	1911	923	385	314	27835
Family Offenses, Nonviolent	35	42	39	45	52	51	45	252	191	217	188	105	36	18	11	3	1330
Liquor Laws	1547	1679	1398	255	193	171	141	508	405	487	505	419	322	180	68	61	8339
Peeping Tom	4	1	2	2	0	0	7	8	10	11	3	3	0	2	0	3	56
Runaway	0	0	0	0	0	0	0	0	0	0	0	0	0	0	0	0	0
Trespass to Real Property	603	584	481	434	364	307	291	919	736	744	823	688	389	174	102	103	7742
Conspiracy to Commit Group A Offense	2	9	7	3	7	3	12	10	6	6	6	4	1	0	0	8	84
Conspiracy to Commit Group B Offense	1	2	1	1	1	1	0	4	4	2	3	1	0	0	1	0	22
All Other Offenses	2956	3814	3996	4140	3951	3568	3403	13063	11001	10316	9407	6018	3340	1657	790	839	82259
Total Group B Offenses	6847	8205	8257	8048	7631	6897	6477	24363	20143	19833	19430	13566	7823	3938	1843	1725	165026

Group A Arrests By Gender and Distribution

Offenses	Persons Arrested		Percent Crime Distribution by Gender	
	Male	Female	Male	Female
Murder/Nonnegligent Manslaughter	270	36	.30	.12
Negligent Manslaughter	9	1	.01	.00
Kidnapping	799	69	.90	.23
Forcible Rape	380	2	.43	.01
Forcible Sodomy	220	7	.25	.02
Sexual Assault with an Object	81		.09	
Forcible Fondling	583	16	.65	.05
Robbery	1504	134	1.69	.44
Aggravated Assault	3486	1164	3.91	3.85
Simple Assault	25277	9236	28.38	30.52
Intimidation	1337	436	1.50	1.44
Arson	260	50	.29	.17
Extortion/Blackmail	28	15	.03	.05
Burglary/Breaking & Entering	3344	390	3.75	1.29
Pocket-picking	145	76	.16	.25
Purse-snatching	21	13	.02	.04
Shoplifting	6191	5017	6.95	16.58
Theft from Building	429	198	.48	.65
Theft from Coin-Operated Machine or Device ...	38	11	.04	.04
Theft from Motor Vehicle	470	61	.53	.20
Theft of Motor Vehicle Parts or Accessories	98	7	.11	.02
All Other Larceny	7231	3211	8.12	10.61
Motor Vehicle Theft	1220	225	1.37	.74
Counterfeiting/Forgery	1515	1206	1.70	3.98
False Pretenses/Swindle/Confidence Game	1514	799	1.70	2.64
Credit Card/Automatic Teller Machine Fraud	182	187	.20	.62
Impersonation	239	97	.27	.32
Welfare Fraud	13	45	.01	.15
Wire Fraud	22	4	.02	.01
Embezzlement	720	788	.81	2.60
Stolen Property Offenses	874	145	.98	.48
Destruction.Damage/Vandalism of Property	3588	865	4.03	2.86
Drug/Narcotic Violations	22968	4901	25.79	16.19
Drug Equipment Violations	187	63	.21	.21
Incest	15	2	.02	.01
Statutory Rape	134	1	.15	.00
Pornography/Obscene Material	59	10	.07	.03
Betting/Wagering	51	5	.06	.02
Operating/Promoting/Assisting Gambling	1		.00	
Gambling Equipment Violations	3	2	.00	.00
Sports Tampering	4		.00	
Prostitution	224	462	.25	1.53
Assisting or Promoting Prostitution	61	20	.07	.07
Bribery	11	1	.01	.00
Weapon Law Violations	3262	288	3.66	.95
TOTAL	89068	30266	100.00	100.00

Group A Arrests By Race

Offenses	Total	White	Black	American Indian or Alaskan Native	Asian or Pacific Islander
Murder/Nonnegligent Manslaughter	306	84	219		3
Negligent Manslaughter	10	6	4		
Kidnapping	868	351	505	3	9
Forcible Rape	382	207	174		1
Forcible Sodomy	227	155	70	1	1
Sexual Assault with an Object	81	54	26	1	
Forcible Fondling	599	385	206	1	7
Robbery	1638	454	1184		
Aggravated Assault	4650	2206	2409	2	33
Simple Assault	34513	18418	15834	22	239
Intimidation	1773	992	772	2	7
Arson	310	223	85		2
Extortion/Blackmail	43	22	21		
Burglary/Breaking & Entering	3734	2086	1635		13
Pocket-picking	221	128	93		
Purse-snatching	34	22	12		
Shoplifting	11208	6147	4936	8	117
Theft from Building	627	366	257		4
Theft from Coin-Operated Machine or Device ..	49	36	13		
Theft from Motor Vehicle	531	321	210		
Theft of Motor Vehicle Parts or Accessories	105	56	46		3
All Other Larceny	10442	5747	4630	6	59
Motor Vehicle Theft	1445	674	766	3	2
Counterfeiting/Forgery	2721	1738	971	3	9
False Pretenses/Swindle/Confidence Game	2313	1346	950	1	16
Credit Card/Automatic Teller Machine Fraud ...	369	217	147		5
Impersonation	336	167	168		1
Welfare Fraud	58	22	36		
Wire Fraud	26	22	3		1
Embezzlement	1508	782	708	1	17
Stolen Property Offenses	1019	361	654		4
Destruction.Damage/Vandalism of Property	4453	2817	1608	2	26
Drug/Narcotic Violations	27869	14517	13207	29	116
Drug Equipment Violations	250	187	62		1
Incest	17	12	5		
Statutory Rape	135	87	45		3
Pornography/Obscene Material	69	66	3		
Betting/Wagering	56	37	19		
Operating/Promoting/Assisting Gambling	1	1			
Gambling Equipment Violations	5		5		
Sports Tampering	4	4			
Prostitution	686	356	325		5
Assisting or Promoting Prostitution	81	56	24		1
Bribery	12	6	6		
Weapon Law Violations	3550	1711	1813	3	23
TOTAL	119334	63652	54866	88	728

Group A Arrests and Rate Per 100,000

Offenses	Number of Arrests	Percent Distribution	Rate per 100,000 Inhabitants
Murder/Nonnegligent Manslaughter	306	.26	4.10
Negligent Manslaughter	10	.01	.13
Kidnapping	868	.73	11.64
Forcible Rape	382	.32	5.12
Forcible Sodomy	227	.19	3.04
Sexual Assault with an Object	81	.07	1.09
Forcible Fondling of a Child	599	.50	8.03
Robbery	1638	1.37	21.96
Aggravated Assault	4650	3.90	62.35
Simple Assault.....	34513	28.92	462.75
Intimidation	1773	1.49	23.77
Arson	310	.26	4.16
Extortion/Blackmail	43	.04	.58
Burglary/Breaking & Entering	3734	3.13	50.07
Pocket-picking.....	221	.19	2.96
Purse-snatching	34	.03	.46
Shoplifting	11208	9.39	150.28
Theft from Building	627	.53	8.41
Theft from Coin-Operated Machine or Device..	49	.04	.66
Theft from Motor Vehicle	531	.44	7.12
Theft of Motor Vehicle Parts or Accessories	105	.09	1.41
All Other Larceny	10442	8.75	140.01
Motor Vehicle Theft.....	1445	1.21	19.37
Counterfeiting/Forgery	2721	2.28	36.48
False Pretenses/Swindle/Confidence Game	2313	1.94	31.01
Credit Card/Automatic Teller Machine Fraud ...	369	.31	4.95
Impersonation	336	.28	4.51
Welfare Fraud.....	58	.05	.78
Wire Fraud.....	26	.02	.35
Embezzlement	1508	1.26	20.22
Stolen Property Offenses.....	1019	.85	13.66
Destruction.Damage/Vandalism of Property	4453	3.73	59.71
Drug/Narcotic Violations	27869	23.35	373.66
Drug Equipment Violations	250	.21	3.35
Incest	17	.01	.23
Statutory Rape	135	.11	1.81
Pornography/Obscene Material.....	69	.06	.93
Betting/Wagering	56	.05	.75
Operating/Promoting/Assisting Gambling.....	1	.00	.01
Gambling Equipment Violations	5	.01	.07
Sports Tampering	4	.00	.05
Prostitution	686	.57	9.20
Assisting or Promoting Prostitution	81	.07	1.09
Bribery	12	.01	.16
Weapon Law Violations.....	3550	2.97	47.60
TOTAL	119334	100.00	1600.02

Group B Arrests

Group B Offense Categories	Total	White	Black	American Indian or Alaskan Native	Asian or Pacific Islander
Bad Checks	6706	4790	1891	2	23
Curfew/Loitering/Vagrancy Violations	2502	1296	1188	1	17
Disorderly Conduct	7066	3211	3792	3	60
Driving Under the Influence	25394	20225	4847	28	294
Drunkenness	28094	20834	7076	50	134
Family Offenses, Nonviolent	1345	535	800	1	9
Liquor Law Violations	9944	7537	2219	14	174
Peeping Tom	62	44	16		2
Runaway	4400	2266	2097	2	35
Trespass of Real Property	8797	3841	4881	7	68
Conspiracy to Commit Group A Offense	94	67	27		
Conspiracy to Commit Group B Offense	22	14	8		
All Other Offenses	89574	49697	39182	40	655
Total Group B Arrests	184000	114357	68024	148	1471

Group B Offense Categories	Male	Female	Rate per 100,000 Inhabitants
Bad Checks	2957	3749	89.91
Curfew/Loitering/Vagrancy Violations	1716	786	33.55
Disorderly Conduct	4932	2134	94.74
Driving Under the Influence	20971	4423	340.48
Drunkenness	24298	3796	376.68
Family Offenses, Nonviolent	929	416	18.03
Liquor Law Violations	7398	2546	133.33
Peeping Tom	62	0	.83
Runaway	1815	2585	58.99
Trespass of Real Property	6955	1842	117.95
Conspiracy to Commit Group A Offense	69	25	1.26
Conspiracy to Commit Group B Offense	14	8	.29
All Other Offenses	66354	23220	1201.00
Total Group B Arrests	138470	45530	2467.05



VII
Contributing
Agencies and
Full-Time Law
Enforcement
Employees
January -
December
2004



Contributing Agencies and Full-Time Law Enforcement Employees as of October 31, 2004

AGENCY	TOTAL SWORN OFFICERS	OFFICERS MALE	OFFICERS FEMALE	TOTAL CIVILIAN	AGENCY	TOTAL SWORN OFFICERS	OFFICERS MALE	OFFICERS FEMALE	TOTAL CIVILIAN
COUNTIES					CHARLES CITY COUNTY				
ACCOMACK COUNTY					Sheriff's Office	10	7	3	6
Sheriff's Office	58	46	12	10	CHARLOTTE COUNTY				
Chincoteague PD	10	9	1	3	Sheriff's Office	32	23	9	3
Onancock PD	4	4			CHESTERFIELD COUNTY				
Parksley PD	3	3			Chesterfield PD	439	402	37	92
Onley PD	1	1			CLARKE COUNTY				
ALBEMARLE COUNTY					Sheriff's Office	18	17	1	10
Albemarle PD	103	91	12	20	Berryville PD	9	8	1	1
ALLEGHANY COUNTY					CRAIG COUNTY				
Sheriff's Office	43	36	7	15	Sheriff's Office	8	8		5
AMELIA COUNTY					CULPEPER COUNTY				
Sheriff's Office	12	12		8	Sheriff's Office	74	58	16	15
AMHERST COUNTY					Culpeper PD	33	30	3	7
Sheriff's Office	58	44	14	6	CUMBERLAND COUNTY				
Amherst PD	5	5			Sheriff's Office	13	11	2	5
APPOMATTOX COUNTY					DICKENSON COUNTY				
Sheriff's Office	31	25	6	3	Sheriff's Office	31	25	6	4
ARLINGTON COUNTY					Clintwood PD	2	2		
Arlington PD	347	292	55	84	Haysi PD	2	2		
AUGUSTA COUNTY					Clinchco	1	1		
Sheriff's Office	55	54	1	72	DINWIDDIE COUNTY				
BATH COUNTY					Sheriff's Office	52	46	6	9
Sheriff's Office	18	15	3		McKenney PD	1	1		
BEDFORD COUNTY					ESSEX COUNTY				
Sheriff's Office	72	62	10	2	Sheriff's Office	19	11	8	
BLAND COUNTY					Tappahannock PD	9	8	1	1
Sheriff's Office	11	11		7	FAIRFAX COUNTY				
BOTETOURT COUNTY					Fairfax County PD	1325	1163	162	455
Sheriff's Office	66	60	6	16	Herndon PD	52	46	6	13
BRUNSWICK COUNTY					Vienna PD	42	37	5	8
Sheriff's Office	36	31	5	13	FAUQUIER COUNTY				
Lawrenceville PD	5	5			Sheriff's Office	89	81	8	16
BUCHANAN COUNTY					Warrenton PD	20	18	2	2
Sheriff's Office	42	41	1	11	FLOYD COUNTY				
Grundy PD	5	5		1	Sheriff's Office	17	15	2	9
BUCKINGHAM COUNTY					FLUVANNA COUNTY				
Sheriff's Office	18	18		7	Sheriff's Office	21	19	2	10
CAMPBELL COUNTY					FRANKLIN COUNTY				
Sheriff's Office	54	52	2	3	Sheriff's Office	71	63	8	19
Altavista PD	11	11			Rocky Mount PD	17	17		2
Brookneal PD	4	4			FREDERICK COUNTY				
CAROLINE COUNTY					Sheriff's Office	88	83	5	9
Sheriff's Office	34	32	2	9	Middletown PD	2	2		
Bowling Green PD	0				Stephens City PD	3	3		
CARROLL COUNTY									
Sheriff's Office	28	27	1	5					
Hillsville PD	11	11		1					

AGENCY	TOTAL SWORN OFFICERS	OFFICERS MALE	OFFICERS FEMALE	TOTAL CIVILIAN	AGENCY	TOTAL SWORN OFFICERS	OFFICERS MALE	OFFICERS FEMALE	TOTAL CIVILIAN
GILES COUNTY					LOUISA COUNTY				
Sheriff's Office	22	22		11	Sheriff's Office	33	32	1	11
Glen Lyn PD	1	1			Louisa PD	4	4		
Pearisburg PD	7	7		1	LUNENBURG COUNTY				
Pembroke PD	2	2			Sheriff's Office	14	13	1	7
Rich Creek PD	1	1			Kenbridge PD	8	8		
Narrows PD	4	4			Victoria PD	5	4	1	1
GLOUCESTER COUNTY					MADISON COUNTY				
Sheriff's Office	83	72	11	17	Sheriff's Office	15	15		6
GOOCHLAND COUNTY					MATHEWS COUNTY				
Sheriff's Office	25	21	4	7	Sheriff's Office	12	10	2	7
GRAYSON COUNTY					MECKLENBURG COUNTY				
Sheriff's Office	19	18	1	6	Sheriff's Office	43	41	2	2
Fries PD	1	1			Chase City PD	10	10		1
Independence PD	2	2			Clarksville PD	8	8		1
GREENE COUNTY					LaCrosse PD	2	2		
Sheriff's Office	18	18		7	South Hill PD	20	19	1	5
GREENSVILLE COUNTY					MIDDLESEX COUNTY				
Sheriff's Office	21	18	3	9	Sheriff's Office	14	12	2	6
HALIFAX COUNTY					MONTGOMERY COUNTY				
Sheriff's Office	35	30	5	8	Sheriff's Office	102	82	20	14
Halifax PD	5	5			Blacksburg PD	59	55	4	15
South Boston	27	25	2	2	Christiansburg PD	45	42	3	13
HANOVER COUNTY					NELSON COUNTY				
Sheriff's Office	184	173	11	17	Sheriff's Office	16	16		5
Ashland PD	21	20	1	3	NEW KENT COUNTY				
HENRICO COUNTY					Sheriff's Office	26	25	1	10
Henrico PD	518	470	48	197	NORTHAMPTON CO.				
HENRY COUNTY					Sheriff's Office	43	34	9	9
Sheriff's Office	110	101	9	12	Cape Charles PD	5	5		
HIGHLAND COUNTY					Exmore PD	5	5		
Sheriff's Office	7	7		6	NORTHUMBERLAND CO.				
ISLE OF WIGHT COUNTY					Sheriff's Office	15	14	1	11
Sheriff's Office	32	29	3	6	NOTTOWAY COUNTY				
Smithfield PD	20	17	3	5	Sheriff's Office	14	13	1	8
JAMES CITY COUNTY					Blackstone PD	12	12		5
James City PD	72	61	11	4	Crewe PD	3	3		
KING & QUEEN COUNTY					Burkeville PD				
Sheriff's Office	10	9	1	6	ORANGE COUNTY				
KING GEORGE COUNTY					Sheriff's Office	28	25	3	8
Sheriff's Office	28	24	4	11	Orange PD	12	11	1	3
KING WILLIAM COUNTY					Gordonsville PD	5	5		
Sheriff's Office	17	17		12	PAGE COUNTY				
West Point	9	8	1	1	Sheriff's Office	47	40	7	9
LANCASTER COUNTY					Luray PD	14	14		2
Sheriff's Office	27	20	7	5	Shenandoah PD	4	4		
Kilmarnock PD	4	3	1		Stanley PD	4	4		
LEE COUNTY					PATRICK COUNTY				
Sheriff's Office	48	39	9		Sheriff's Office	30	25	5	14
Jonesville PD	2	1	1		PITTSYLVANIA COUNTY				
Pennington Gap PD					Sheriff's Office	66	60	6	56
LOUDOUN COUNTY					Chatham PD	4	4		
Sheriff's Office	341	298	43	76	Gretna PD	4	4		
Leesburg PD	56	52	4	14	Hurt PD	3	3		
Middleburg PD	4	4			POWHATAN COUNTY				
Purcellville PD	9	9		1	Sheriff's Office	33	31	2	14

AGENCY	TOTAL SWORN OFFICERS	OFFICERS MALE	OFFICERS FEMALE	TOTAL CIVILIAN	AGENCY	TOTAL SWORN OFFICERS	OFFICERS MALE	OFFICERS FEMALE	TOTAL CIVILIAN
PRINCE EDWARD CO. Sheriff's Office Farmville PD	15 23	15 22		11 12	SOUTHAMPTON COUNTY Sheriff's Office Courtland PD Boykins PD	62 1 1	54 1 1	8	13 2
PRINCE GEORGE CO. Prince George Co. PD	51	45	6	13	SPOTSYLVANIA COUNTY Sheriff's Office	112	100	12	35
PRINCE WILLIAM CO. Prince Wm. Co. PD Quantico PD Haymarket PD Dumfries PD Occoquan PD	451 2 5 15 1	395 2 5 11 1	56	112 1 1 2	STAFFORD COUNTY Sheriff's Office SURRY COUNTY Sheriff's Office SUSSEX COUNTY Sheriff's Office Waverly PD	114 12 37 9	106 11 25 8	8 1	47 9 5 6
PULASKI COUNTY Sheriff's Office Pulaski PD Dublin PD	41 27 8	37 23 8	4 4	10 8 1	TAZEWELL COUNTY Sheriff's Office Bluefield PD Pocahontas PD Richlands PD Tazewell PD Cedar Bluff PD	82 14 1 15 12 3	66 12 1 13 12 3	16 2	11 4 5 1
RAPPAHANNOCK CO. Sheriff's Office	22	14	8	1	WARREN COUNTY Sheriff's Office Front Royal PD	76 36	62 33	14 3	11 7
RICHMOND COUNTY Sheriff's Office Warsaw PD	11 3	11 2	1	8 1	WASHINGTON COUNTY Sheriff's Office Abingdon PD Damascus PD Glade Springs PD	78 21 4 5	63 19 4 5	15 2	16 2
ROANOKE COUNTY Roanoke Co. PD Vinton PD	116 20	103 16	13 4	43 9	WESTMORELAND CO. Sheriff's Office Colonial Beach PD	22 8	21 8	1	9 5
ROCKBRIDGE COUNTY Sheriff's Office Glasgow PD	23 1	23 1		8	WISE COUNTY Sheriff's Office Appalachia PD Big Stone Gap PD Coeburn PD Pound PD St. Paul PD Wise PD	81 6 15 7 4 4 13	62 6 15 7 4 4 13	19	7 2 1 1
ROCKINGHAM COUNTY Sheriff's Office Bridgewater PD Broadway PD Dayton PD Elkton PD Grottoes PD Timberville PD	52 8 4 5 7 5 3	45 8 4 4 7 4 3	7	106 1	WYTHE COUNTY Sheriff's Office Wytheville PD Rural Retreat PD	28 24 1	27 22 1	1 2	7 14
RUSSELL COUNTY Sheriff's Office Lebanon PD Honaker PD	37 12 4	32 11 4	5 1	16 1 1	YORK COUNTY Sheriff's Office	89	83	6	5
SCOTT COUNTY Sheriff's Office Gate City PD Weber City PD	40 4 5	28 4 4	12	1	COUNTY TOTAL	8422	7458	964	2291
SHENANDOAH COUNTY Sheriff's Office Edinburg PD Mt. Jackson PD Woodstock PD Strasburg PD New Market PD	58 1 4 13 15 5	49 1 4 13 15 5	9	8 1 1 2	OTHER AGENCIES Alcoholic Bev. Control Ches. Bay Brdg. Tunnel PD Div. of Capitol Police Dept of Conservation & Rec Southside VA Trng Center Richmond Int'l Airport VA Port Authority Norfolk Arpt Authority Metro. Wash. Airport Auth. Virginia State Police	128 46 79 90 18 31 33 185 1840	109 44 69 82 15 28 31 154 1749	19 2 10 8 3 3 2 31	44 41 14 80 3 7 59 660
SMYTH COUNTY Sheriff's Office Marion PD Saltville PD Chilhowie PD	53 19 7 5	40 18 7 5	13 1	2 1	OTHER AGENCY TOTAL	2450	2281	169	908

AGENCY	TOTAL SWORN OFFICERS	OFFICERS MALE	OFFICERS FEMALE	TOTAL CIVILIAN	AGENCY	TOTAL SWORN OFFICERS	OFFICERS MALE	OFFICERS FEMALE	TOTAL CIVILIAN
CITIES					COLLEGE & UNIVERSITY				
Alexandria PD	302	255	47	128	Christopher Newport PD	14	12	2	5
Bedford PD	22	21	1	2	Emory & Henry Col. PD	1	1		3
Bristol PD	56	49	7	21	Ferrum College PD	7	4	3	
Buena Vista PD	15	14	1	1	Geo. Mason Univ. PD	46	36	10	13
Charlottesville PD	111	103	8	28	Hampton University PD	20	19	1	16
Chesapeake PD	340	290	50	119	James Madison Univ. PD	22	19	3	5
Clifton Forge PD	10	10		6	Longwood Univ. PD	13	11	2	5
Colonial Heights PD	49	43	6	4	Univ. of Mary Wash. PD	13	12	1	8
Covington PD	16	15	1	13	Norfolk State Univ. PD	26	18	8	16
Danville PD	132	113	19	8	N. VA Comm. Col. PD	34	32	2	
Emporia PD	24	23	1	10	Old Dominion Campus PD	35	28	7	8
Fairfax PD	62	56	6	16	Radford Univ. PD	18	16	2	5
Falls Church PD	31	23	8	12	Thomas Nelson Col. PD	8	6	2	2
Franklin PD	29	28	1	12	Univ. of Richmond PD	15	13	2	16
Fredericksburg PD	66	61	5	24	University of Virginia PD	51	37	14	57
Galax PD	24	22	2	16	UVA's Col. at Wise PD	7	6	1	1
Hampton PD	270	230	40	106	VA Commonwlth Univ. PD	70	56	14	82
Harrisonburg PD	73	69	4	24	Virginia Military Institute	6	6		
Hopewell PD	48	44	4	13	Virginia State Univ. PD	19	15	4	14
Lexington PD	15	15		2	Virginia Tech PD	36	33	3	18
Lynchburg PD	150	139	11	71	VA Wstrn Comm. Col. PD	6	6		3
Manassas PD	83	69	14	21	William & Mary Col. PD	16	15	1	5
Manassas Park PD	25	22	3	10	COLLEGE AND UNIVERSITY TOTAL	483	401	82	282
Martinsville PD	54	51	3	6	STATE TOTAL	17011	15120	1891	5091
Newport News PD	391	340	51	134					
Norfolk PD	769	688	81	115					
Norton PD	16	16		5					
Petersburg PD	97	86	11	37					
Poquoson PD	20	18	2	5					
Portsmouth PD	234	205	29	95					
Radford PD	30	25	5	14					
Richmond PD	678	582	96	195					
Roanoke PD	230	209	21	50					
Salem PD	63	60	3	26					
Staunton PD	49	45	4	16					
Suffolk PD	155	133	22	47					
Virginia Beach PD	766	674	92	165					
Waynesboro PD	47	42	5	8					
Williamsburg PD	35	30	5	13					
Winchester PD	69	62	7	12					
CITY TOTAL	5656	4980	676	1610					



VIII

Group A

Offenses By

Contributor



COUNTY SHERIFFS & STATE POLICE	POPULATION	INCIDENT RATE PER 100,000	TOTAL INCIDENTS	Murder and Non- negligent Man- slaughter	Kidnaping/ Abduction	Forcible Rape	Other Forcible Sex Offenses	Robbery	Aggravated Assault	Simple Assault/ Intimida- tion	Arson	Extortion/ Blackmail
Accomack County SO State Police	31523	3832.12	1208 90	1 0	0 0	11 0	18 0	19 0	22 2	437 1	1 0	0 0
Alleghany County SO State Police	12184	2486.86	303 87	0 0	1 0	0 0	0 0	0 0	11 2	115 1	4 1	0 0
Amelia County SO State Police	12000	2083.33	250 10	0 0	1 0	1 0	8 0	1 0	9 0	75 2	4 0	0 0
Amherst County SO State Police	28980	2667.35	773 16	1 0	10 0	10 0	15 0	10 0	15 0	132 6	2 0	0 0
Appomattox County SO State Police	13700	2072.99	284 10	0 0	1 0	2 0	10 0	4 0	11 1	63 0	0 0	0 0
Augusta County SO State Police	67600	2522.18	1705 93	4 0	6 0	7 1	19 4	10 0	64 11	311 8	5 5	2 0
Bath County SO ⁴ State Police	4800	125.00	6 27	0 0	0 0	0 1	0 1	0 0	0 0	1 1	0 0	0 0
Bedford County SO State Police	62700	2789.47	1749 25	0 0	8 0	13 0	31 2	2 0	41 4	544 2	10 0	0 0
Bland County SO State Police	7000	1728.57	121 19	0 0	0 0	0 1	0 0	2 0	0 0	17 0	0 0	0 0
Botetourt County SO State Police	31400	3353.50	1053 30	0 0	2 0	2 0	3 0	2 0	28 1	181 4	1 0	0 0
Brunswick County SO State Police	17069	2776.96	474 87	1 0	1 0	2 0	5 0	2 0	5 1	60 0	2 0	0 0
Buchanan County SO State Police	24270	4655.95	1130 32	6 0	5 0	11 0	14 0	8 0	35 1	256 2	10 2	1 0
Buckingham County SO State Police	16000	3125.00	500 33	0 0	0 0	2 0	4 0	2 0	15 0	160 0	1 0	1 0
Campbell County SO State Police	46124	3631.51	1675 58	1 0	15 0	15 0	40 0	10 0	42 6	540 3	6 0	0 0
Caroline County SO State Police	22554	2509.53	566 67	0 1	1 0	7 1	2 1	4 1	75 1	99 4	1 1	0 0
Carroll County SO State Police	26940	2861.91	771 86	1 0	13 0	2 0	9 0	5 1	34 6	237 3	5 0	0 0
Charles City County SO State Police	7000	971.42	68 7	0 0	0 0	0 0	1 1	0 0	3 0	17 0	0 0	0 0
Charlotte County SO State Police	12400	1475.80	183 17	0 0	0 0	0 1	1 0	1 0	14 0	119 0	0 0	0 0
Clarke County SO State Police	10670	4226.80	451 26	2 1	1 0	6 0	3 0	0 0	30 1	40 0	2 0	0 0
Craig County SO State Police	5200	1942.30	101 19	2 0	2 0	0 0	0 0	0 0	5 1	34 1	1 1	0 0
Culpeper County SO State Police	28658	2285.57	655 136	0 0	1 0	5 1	18 1	5 0	19 5	250 3	3 0	1 0
Cumberland County SO State Police	9500	2410.52	229 8	0 0	0 0	1 0	1 0	0 0	11 0	73 0	1 0	0 0
Dickenson County SO State Police	14296	2392.27	342 7	0 0	3 0	1 0	4 0	0 0	10 0	95 0	4 1	1 0
Dinwiddie County SO State Police	24921	4181.21	1042 52	4 0	2 0	6 0	9 0	6 0	24 1	39 0	3 0	1 0

Burglary	Larceny	Motor Vehicle Theft	Counterfeiting/ Forgery	Fraud	Embezzlement	Stolen Property	Destruction/ Damage/ Vandalism	Drug/ Narcotic Offenses	Non-forcible Sex Offenses	Pornography	Gambling	Prostitution	Bribery	Weapon Law Violation
723	34512	382	258	1413	70	00	1864	2350	40	01	00	00	00	163
250	725	72	60	15	00	00	713	3469	00	00	00	00	00	33
110	851	140	50	10	10	00	570	148	20	00	00	00	00	70
470	2633	291	430	160	40	00	1440	956	10	00	00	00	10	71
221	742	20	111	60	10	10	390	556	00	00	00	00	00	110
1503	64410	596	1302	953	320	21	3407	12935	00	11	00	00	00	407
12	35	00	00	01	00	00	30	018	00	00	00	00	00	00
1460	4955	341	481	553	60	40	4152	1116	50	30	00	00	00	370
431	674	40	00	10	00	00	430	613	00	00	00	00	00	01
400	3212	172	201	311	50	11	2790	19519	20	10	00	00	00	202
710	1523	290	111	100	20	30	1300	4382	10	00	00	00	00	162
1993	50912	502	311	363	00	60	1715	688	10	00	00	00	00	300
401	1443	93	61	70	00	10	1061	3827	10	10	00	00	00	181
1353	46816	392	520	651	30	40	3084	14326	30	60	00	00	00	503
280	1935	2211	141	210	80	00	883	5338	00	00	00	10	00	163
980	25824	463	253	172	21	22	1515	7539	120	00	00	00	00	241
131	280	20	00	11	00	01	80	63	00	00	00	00	00	41
110	140	30	120	20	30	00	280	1216	00	00	00	00	00	91
260	1644	115	60	150	20	30	1411	3814	00	20	00	00	00	30
110	133	20	22	43	00	00	32	176	00	10	00	00	00	40
270	1908	150	110	170	40	50	1372	38115	00	11	00	00	00	153
380	562	50	40	30	10	11	290	175	10	00	00	00	00	180
431	1143	52	70	80	20	00	570	321	20	00	00	00	00	150
480	5373	544	110	210	60	70	1840	15743	00	20	00	00	00	86

COUNTY SHERIFFS & STATE POLICE	POPULATION	INCIDENT RATE PER 100,000	TOTAL INCIDENTS	Murder and Non- negligent Man- slaughter	Kidnaping/ Abduction	Forcible Rape	Other Forcible Sex Offenses	Robbery	Aggravated Assault	Simple Assault/ Intimida- tion	Arson	Extortion/ Blackmail
Essex County SO State Police	7945	1913.15	152 7	0 0	0 0	0 0	1 0	0 0	3 0	33 0	0 0	0 0
Fauquier County SO State Police	53660	3691.76	1981 83	0 0	13 0	3 2	39 0	6 0	54 0	429 5	15 0	0 0
Floyd County SO State Police	14600	2965.75	433 15	0 0	0 0	1 0	4 0	0 0	5 0	57 3	5 0	0 0
Fluvanna County SO State Police	24300	2962.96	720 9	0 0	3 0	4 0	10 0	2 0	23 1	248 0	3 1	0 0
Franklin County SO State Police	44858	2521.28	1131 36	2 0	2 0	8 0	23 0	2 0	35 1	133 0	4 0	0 0
Frederick County SO State Police	64047	3772.22	2416 110	1 0	6 0	24 0	31 1	15 0	33 3	654 2	5 0	0 0
Giles County SO State Police	9352	1892.64	177 11	0 0	0 1	2 0	5 0	0 0	26 1	104 1	1 0	0 0
Gloucester County SO State Police	35200	3835.22	1350 187	1 0	1 0	10 0	13 0	6 0	14 0	379 0	8 0	1 0
Goochland County SO State Police	18600	1946.23	362 29	2 0	0 0	2 0	3 0	3 0	41 0	4 1	2 0	0 0
Grayson County SO State Police	15189	2449.14	372 25	0 0	3 0	4 0	9 0	0 0	18 0	102 2	4 0	0 0
Greene County SO State Police	16700	2413.17	403 16	0 0	2 0	3 0	5 0	2 0	9 2	109 0	2 0	0 0
Greensville County SO State Police	11700	4487.17	525 18	0 0	0 0	3 0	5 0	6 0	24 1	94 0	1 0	0 0
Halifax County SO State Police	26757	2208.76	591 66	1 0	1 0	2 0	8 0	5 1	14 3	179 4	0 1	0 0
Hanover County SO State Police	87924	3257.35	2864 50	3 0	5 0	11 0	30 2	19 0	18 1	532 2	7 0	3 0
Henry County SO State Police	55100	4689.65	2584 61	7 0	9 0	12 0	41 0	39 0	118 0	567 0	11 1	0 0
Highland County SO ⁰ State Police	2400		0 9	0 0	0 0	0 0	0 0	0 0	0 0	0 0	0 0	0 0
Isle of Wight County SO State Police	24597	3569.54	878 31	1 0	2 0	4 0	15 0	6 0	15 1	193 0	7 0	0 0
King & Queen County SO ⁰ State Police	6700		0 11	0 0	0 0	0 0	0 0	0 0	0 0	0 1	0 0	0 0
King George County SO State Police	19100	4989.52	953 15	2 0	5 0	4 0	10 0	4 0	13 0	290 0	1 0	0 0
King William County SO State Police	11026	1732.26	191 19	0 0	3 0	2 0	1 0	1 0	2 0	62 0	0 0	0 0
Lancaster County SO State Police	10065	2096.37	211 6	0 0	0 0	1 0	2 0	1 0	4 1	48 0	0 0	0 0
Lee County SO State Police	22644	2994.17	678 33	3 0	3 0	4 0	3 0	5 0	25 0	180 1	2 1	0 0
Loudoun County SO State Police	203477	2999.84	6104 64	1 0	22 0	27 0	38 0	37 0	78 0	1471 3	56 1	3 0
Louisa County SO State Police	26331	3285.10	865 63	0 0	4 0	7 0	14 0	4 0	17 0	135 0	1 0	0 0

Burglary	Larceny	Motor Vehicle Theft	Counterfeiting/ Forgery	Fraud	Embezzlement	Stolen Property	Destruction/ Damage/ Vandalism	Drug/ Narcotic Offenses	Non-forcible Sex Offenses	Pornography	Gambling	Prostitution	Bribery	Weapon Law Violation
60	501	70	30	50	10	10	420	96	00	00	00	00	00	110
720	5663	342	270	1371	160	51	5760	16966	50	10	00	01	00	417
310	1533	191	160	100	10	20	1203	327	10	00	00	00	00	113
440	1811	220	150	160	20	30	1950	246	20	10	00	00	00	190
891	4512	611	341	368	52	140	2831	4321	10	10	00	00	00	201
2090	89514	1040	563	501	190	10	6016	8979	30	20	00	00	00	254
30	153	00	20	33	00	00	80	152	00	00	00	00	00	80
450	3752	151	291	334	90	00	2390	227180	10	00	00	00	00	256
450	1653	231	50	80	00	20	1250	1425	00	00	00	00	10	100
650	731	131	72	21	00	30	593	6815	00	00	00	00	00	102
300	1032	101	60	52	20	00	1051	3910	10	00	00	00	00	111
720	1682	180	140	40	00	30	1010	2115	00	00	00	00	00	30
543	19214	62	142	20	20	00	844	3839	00	00	00	00	00	132
1160	10034	701	710	1082	380	241	3651	50534	40	00	00	00	20	733
2610	9473	1047	1472	11912	370	20	3040	9737	40	10	00	00	00	575
00	01	01	00	00	00	00	00	07	00	00	00	00	00	00
80	3301	201	112	1810	00	41	2250	6517	00	00	00	00	00	152
00	00	00	00	00	00	00	00	010	00	01	00	00	00	00
410	3460	271	200	340	20	40	1930	11711	10	00	00	10	00	213
130	360	90	30	11	00	50	150	5517	00	00	00	00	00	121
490	780	40	50	50	00	00	480	55	00	00	00	00	00	20
580	27610	1413	120	01	00	00	504	656	00	00	00	00	00	00
2491	240213	1610	8917	5044	701	330	145410	38820	20	50	00	00	20	1400
590	3461	250	140	190	00	00	1990	5662	30	10	00	00	00	202

COUNTY SHERIFFS & STATE POLICE	POPULATION	INCIDENT RATE PER 100,000	TOTAL INCIDENTS	Murder and Non- negligent Man- slaughter	Kidnaping/ Abduction	Forcible Rape	Other Forcible Sex Offenses	Robbery	Aggravated Assault	Simple Assault/ Intimida- tion	Arson	Extortion/ Blackmail
Lunenburg County SO State Police	9989	2002.20	200 27	0 0	0 0	0 0	5 0	0 0	4 1	53 0	8 1	0 0
Madison County SO State Police	13300	1872.18	249 49	0 0	0 0	2 0	2 0	1 0	5 0	99 0	1 0	0 0
Mathews County SO State Police	9400	2531.91	238 2	1 0	0 0	2 0	1 0	1 0	3 0	89 0	3 0	0 0
Mecklenburg County SO State Police	23349	2895.19	676 116	1 0	2 0	12 0	19 1	1 0	25 0	109 1	0 0	0 0
Middlesex County SO State Police	10100	1900.99	192 36	0 0	0 0	1 0	1 0	2 0	1 0	40 0	5 0	0 0
Montgomery County SO State Police	28178	5561.07	1567 84	1 0	3 0	13 0	40 0	2 0	35 2	558 2	9 0	0 0
Nelson County SO State Police	14900	3617.44	539 31	1 0	1 0	1 0	2 0	2 0	10 0	97 4	1 0	0 0
New Kent County SO State Police	14800	3702.70	548 45	0 0	2 0	0 0	7 0	3 0	6 0	145 0	2 0	0 0
Northampton County SO State Police	10358	4933.38	511 58	1 0	2 0	1 1	3 0	8 0	22 0	118 0	1 0	1 0
Northumberland County SO State Police	12600	3222.22	406 4	1 0	1 0	0 0	4 0	1 0	6 0	105 0	0 0	0 0
Nottoway County SO State Police	9118	3048.91	278 21	0 0	3 0	1 0	1 0	0 0	6 0	74 1	1 0	0 0
Orange County SO State Police	22685	1750.05	397 100	0 1	4 0	4 0	11 0	0 1	7 0	126 1	2 0	0 0
Page County SO State Police	15593	1776.43	277 68	1 0	0 0	3 1	11 1	1 0	9 0	65 3	2 0	0 0
Patrick County SO State Police	19200	3223.95	619 19	2 0	0 0	4 0	10 1	7 0	9 0	101 0	2 0	0 0
Pittsylvania County SO State Police	57625	2037.31	1174 103	1 0	13 0	9 1	26 0	5 0	43 9	465 3	3 1	0 0
Powhatan County SO State Police	25400	1929.13	490 38	0 0	1 0	1 0	7 0	2 0	2 9	96 14	1 0	0 0
Prince Edward County SO State Police	13141	1278.44	168 17	0 1	0 0	6 0	4 1	0 0	9 2	91 0	1 1	0 0
Pulaski County SO State Police	22695	3547.03	805 49	0 0	4 0	3 1	8 0	1 0	20 1	97 1	1 2	0 0
Rappahannock County SO State Police	6800	1852.94	126 20	0 0	0 1	1 0	1 0	0 0	1 2	37 0	0 0	0 0
Richmond County SO State Police	8021	1545.94	124 1	2 0	1 0	0 0	0 0	0 0	7 0	27 0	0 0	0 0
Rockbridge County SO State Police	20176	3058.08	617 98	0 0	7 0	7 0	13 0	0 0	7 0	128 7	1 0	0 0
Rockingham County SO State Police	55546	1224.21	680 138	1 0	5 0	10 0	39 0	1 0	12 0	87 0	0 0	0 0
Russell County SO State Police	25260	3404.59	860 32	1 0	6 0	6 1	16 3	8 0	32 1	289 0	8 1	0 0
Scott County SO State Police	19811	3922.06	777 26	0 0	5 0	5 0	13 0	6 0	27 2	171 2	1 6	0 0

Burglary	Larceny	Motor Vehicle Theft	Counterfeiting/ Forgery	Fraud	Embezzlement	Stolen Property	Destruction/ Damage/ Vandalism	Drug/ Narcotic Offenses	Non-forcible Sex Offenses	Pornography	Gambling	Prostitution	Bribery	Weapon Law Violation
321	763	70	10	52	00	00	380	1219	10	00	00	00	00	51
70	684	20	30	20	20	00	710	545	00	00	00	00	00	41
220	961	60	40	60	10	00	430	101	00	00	00	00	00	60
941	2286	180	250	120	01	10	1971	16109	00	00	00	10	00	131
130	780	52	20	40	00	10	330	1033	00	00	00	00	00	21
1310	3713	354	130	364	10	30	3352	12067	20	00	00	00	00	242
510	1600	171	60	540	30	11	1411	5225	20	00	00	00	00	201
430	1865	73	221	200	10	30	1212	3537	30	00	00	00	00	193
900	1607	121	100	90	21	10	790	2053	10	00	00	00	00	171
340	1580	120	220	130	10	00	810	383	00	00	00	00	00	41
170	700	190	70	30	00	00	470	6120	00	00	00	00	00	90
291	11511	132	72	103	50	20	770	2479	00	00	00	00	00	170
250	782	40	80	270	20	00	560	2360	10	00	00	00	00	155
1050	2251	282	180	32	20	00	1320	3713	00	00	00	00	00	151
1791	23411	3931	330	2420	00	00	2257	12730	10	00	00	00	00	493
500	1621	241	120	160	20	00	930	5015	10	02	00	00	00	60
23	116	01	51	91	30	10	101	192	00	00	00	10	00	130
110	38513	61	421	240	40	22	1530	10628	10	00	00	00	00	192
170	401	70	12	20	00	00	280	615	00	10	00	00	00	11
100	380	40	50	10	20	00	240	181	00	00	00	00	00	40
570	22939	93	170	114	50	10	862	7245	30	10	00	00	00	192
1190	2192	122	241	271	70	40	1641	43133	40	00	00	10	00	168
751	2649	332	180	154	13	10	1632	385	10	01	00	00	00	40
841	2929	304	310	133	10	10	2120	171	10	11	00	00	00	190

COUNTY SHERIFFS & STATE POLICE	POPULATION	INCIDENT RATE PER 100,000	TOTAL INCIDENTS	Murder and Non-negligent Manslaughter	Kidnaping/Abduction	Forcible Rape	Other Forcible Sex Offenses	Robbery	Aggravated Assault	Simple Assault/Intimidation	Arson	Extortion/Blackmail
Shenandoah County SO State Police	25739	2265.04	583 185	1 0	0 0	1 0	0 0	1 0	18 0	188 2	1 0	0 0
Smyth County SO State Police	22028	4575.99	1008 88	1 0	3 0	7 0	15 0	1 0	12 2	273 2	12 4	0 0
Southampton County SO State Police	15964	3814.83	609 32	0 0	1 0	3 0	6 0	3 0	13 2	129 0	2 0	0 0
Spotsylvania County SO State Police	112000	4089.28	4580 53	5 0	2 0	10 1	49 1	20 0	135 5	1051 1	7 0	0 0
Stafford County SO State Police	114900	3826.80	4397 90	5 1	17 1	26 0	68 0	20 0	67 1	893 3	18 0	1 0
Surry County SO State Police	6800	3147.05	214 11	1 0	1 0	1 0	1 0	3 0	16 2	74 0	3 0	0 0
Sussex County SO State Police	9889	4024.67	398 33	1 0	0 0	1 0	4 0	1 0	19 0	98 1	1 0	0 0
Tazewell County SO State Police	29203	4324.89	1263 41	0 0	5 0	11 0	19 1	2 0	42 0	145 2	15 0	0 0
Warren County SO State Police	19740	2882.47	569 147	0 0	1 0	3 0	12 0	2 0	3 1	139 0	6 0	0 0
Washington County SO State Police	40912	4328.80	1771 61	5 1	9 0	13 0	32 0	4 0	62 7	206 2	11 3	2 0
Westmoreland County SO State Police	13159	3966.86	522 22	1 0	4 0	1 0	4 2	1 0	19 1	129 0	1 1	2 0
Wise County SO State Police	26344	4441.23	1170 21	3 0	4 0	13 0	14 1	1 0	52 0	427 1	17 0	1 0
Wythe County SO State Police	18296	2694.57	493 104	1 0	1 0	7 0	5 0	3 1	18 1	44 2	3 1	0 0
York County SO State Police	61500	4606.50	2833 171	1 0	24 0	10 0	25 0	11 0	35 1	554 0	19 0	1 0
COUNTY POLICE & STATE POLICE												
Albemarle County PD State Police	90100	4495.00	4050 35	1 0	11 0	26 0	51 0	20 0	75 3	1123 0	15 0	0 0
Arlington County PD State Police	193200	4822.46	9317 2	1 0	32 0	26 0	72 0	184 0	200 0	1280 0	8 0	3 0
Chesterfield County PD State Police	281300	6182.72	17392 137	9 0	52 0	50 0	194 4	206 0	265 8	4706 8	91 0	2 0
Fairfax County PD State Police	970811	3615.53	35100 217	3 0	185 0	33 2	106 0	349 0	197 28	6784 16	109 1	4 0
Henrico County PD State Police	279600	7127.32	19928 86	15 0	65 0	27 0	16 0	323 0	349 1	3374 0	112 0	3 0
James City County PD State Police	55200	4309.78	2379 62	0 0	8 0	20 0	32 0	12 0	53 0	749 0	9 0	1 0
Prince George County PD State Police	36700	2547.68	935 40	1 0	11 0	11 0	22 0	11 0	25 0	149 0	2 0	0 0
Prince William County PD State Police	336738	4879.16	16430 149	7 0	56 0	28 0	129 1	212 0	308 5	2785 4	55 0	4 0
Roanoke County PD State Police	80451	3900.51	3138 33	1 0	23 0	16 1	46 2	6 0	175 1	1138 2	16 0	1 0

Burglary	Larceny	Motor Vehicle Theft	Counterfeiting/ Forgery	Fraud	Embezzlement	Stolen Property	Destruction/ Damage/ Vandalism	Drug/ Narcotic Offenses	Non-forcible Sex Offenses	Pornography	Gambling	Prostitution	Bribery	Weapon Law Violation
331	15418	142	102	270	20	10	1540	21160	00	20	00	00	00	42
630	28310	243	220	142	10	20	2211	9560	30	10	00	01	00	165
400	2543	212	70	162	20	00	1141	5420	00	10	00	00	00	75
1000	15445	840	750	2701	560	50	9470	50943	00	10	00	00	00	981
1670	15495	1054	1190	3321	431	120	12762	47970	50	54	00	10	00	973
260	591	30	70	70	20	20	300	88	00	00	00	00	00	90
290	1447	130	110	113	20	00	720	3322	10	00	00	00	00	151
1877	49219	347	583	664	20	00	3088	844	50	21	00	00	00	220
250	1903	193	100	200	00	10	1000	51143	00	20	00	00	00	161
1730	77411	527	18910	1505	50	60	34010	1029	10	40	00	00	20	321
440	1381	130	70	211	21	60	1440	5415	00	00	00	00	00	180
1530	2956	361	161	103	21	30	2822	984	00	11	00	00	00	320
190	14547	201	161	123	22	61	751	19447	10	00	00	10	00	383
980	11111	391	800	1611	370	230	8191	287166	00	00	00	10	00	503
2170	15163	771	591	3433	560	100	9231	26022	90	60	00	00	00	534
3610	38390	4930	2050	7960	970	860	15070	8302	50	20	50	480	10	610
13730	61955	5087	3080	8356	1430	361	41731	140795	120	130	10	211	10	40512
1400	1407722	135810	28610	185623	2211	323	113378	152398	01	90	20	570	00	53414
17060	96525	8372	4100	5727	340	430	39961	135665	60	20	00	90	10	2877
1240	7221	540	590	1080	472	100	6130	17159	20	00	00	00	00	520
20	3061	360	130	530	60	90	2190	12638	10	00	00	10	00	362
10261	605114	8562	2734	87423	1510	561	30844	139494	170	40	00	50	10	2955
1880	8552	960	1132	3587	410	50	3660	41314	10	70	00	01	00	561

Burglary	Larceny	Motor Vehicle Theft	Counterfeiting/ Forgery	Fraud	Embezzlement	Stolen Property	Destruction/ Damage/ Vandalism	Drug/ Narcotic Offenses	Non-forcible Sex Offenses	Pornography	Gambling	Prostitution	Bribery	Weapon Law Violation
35	289	21	46	13	6	0	96	35	0	0	0	0	0	6
18	117	13	9	10	2	0	48	20	0	0	0	0	0	8
9	17	1	6	0	0	0	13	7	0	0	0	0	0	0
0	35	3	3	0	0	5	44	8	0	0	0	1	0	1
22	219	14	12	33	1	1	164	17	1	0	0	0	0	6
7	48	2	15	10	2	2	47	14	0	0	0	0	0	1
32	206	8	6	3	0	0	115	20	0	0	0	0	0	4
103	561	25	21	53	5	5	311	58	1	0	0	0	0	24
15	106	6	10	1	2	1	51	12	0	0	0	0	0	3
12	192	6	48	8	2	0	39	9	0	1	0	0	0	0
0	0	0	0	0	0	0	0	0	0	0	0	0	0	0
0	12	1	2	0	0	2	13	2	0	0	0	0	0	2
10	34	6	3	2	1	2	22	14	0	0	0	0	0	4
9	13	2	0	1	0	0	9	6	0	0	0	0	0	0
0	0	0	0	0	0	0	0	0	0	0	0	0	0	0
0	0	0	0	0	0	0	0	0	0	0	0	0	0	0
6	17	3	0	1	0	0	6	1	0	0	0	0	0	0
4	15	0	2	0	0	0	10	2	0	0	0	0	0	0
1	63	0	1	2	0	0	36	10	0	0	0	0	0	4
1	12	0	0	0	0	0	4	0	0	0	0	0	0	0
3	15	0	2	0	0	0	9	1	0	0	0	0	0	0
7	70	6	3	1	2	0	31	28	1	0	0	0	0	2
98	541	23	59	109	28	2	221	191	0	2	0	1	0	40
4	34	1	1	0	0	0	14	7	0	0	0	0	0	1
42	103	5	9	4	1	0	103	29	0	0	0	0	0	8
0	0	0	0	0	0	0	0	0	0	0	0	0	0	0
8	19	0	1	2	0	1	10	9	0	0	0	0	0	2
3	14	2	2	2	0	0	6	2	0	0	0	0	0	0
12	42	6	4	3	1	0	41	15	1	0	0	0	0	5
0	0	0	0	0	0	0	0	0	0	0	0	0	0	0
0	89	2	2	0	0	0	33	0	0	0	0	0	0	1
38	429	18	40	38	23	5	289	148	7	0	0	4	0	22
2	15	0	1	0	0	0	6	6	0	0	0	0	0	0
2	8	1	6	1	0	0	7	7	0	0	0	0	0	2
2	51	0	9	4	0	0	8	10	0	0	0	0	0	4
45	93	34	5	8	3	1	60	44	1	0	0	0	0	4
1	2	1	0	1	0	0	4	0	0	0	0	0	0	0
2	7	3	3	1	0	0	2	6	0	0	0	0	0	4

TOWNS	POPULATION	INCIDENT RATE PER 100,000	TOTAL INCIDENTS	Murder and Non-negligent Man-slaughter	Kidnaping/Abduction	Forcible Rape	Other Forcible Sex Offenses	Robbery	Aggravated Assault	Simple Assault/Intimidation	Arson	Extortion/Blackmail
Exmore PD ⁰	1434		0	0	0	0	0	0	0	0	0	0
Farmville PD ³	6959	129.32	9	0	0	1	0	0	0	3	0	0
Fries PD	575	173.91	1	0	0	0	0	0	0	0	0	0
Front Royal PD	14160	8679.37	1229	0	6	9	11	8	22	282	5	0
Gate City PD	2090	95.69	2	0	0	0	0	0	0	0	0	0
Glade Springs PD ⁷	1547	1292.82	20	0	0	0	0	0	0	2	0	0
Glasgow PD ⁰	1024		0	0	0	0	0	0	0	0	0	0
Glen Lyn PD	160	12500.00	20	0	0	0	1	0	0	2	0	0
Gordonsville PD	1557	2890.17	45	0	0	0	1	0	2	8	0	0
Gretna PD	1226	1712.88	21	0	0	0	4	0	0	5	0	0
Grottoes PD	2102	2711.70	57	0	0	0	0	1	1	4	0	0
Grundy PD	1030	1941.74	20	0	1	0	0	0	0	2	0	0
Halifax PD	1321	2119.60	28	1	0	0	0	0	0	5	0	0
Haymarket PD	960	4687.50	45	0	0	0	0	0	1	5	0	0
Haysi PD	179		0	0	0	0	0	0	0	0	0	0
Herndon PD	21721	5331.24	1158	2	7	2	6	7	24	292	1	0
Hillsville PD	2760	6485.50	179	0	0	1	1	3	5	15	0	0
Honaker PD ¹¹	922	3036.87	28	0	0	0	1	0	0	1	0	0
Hurt PD	1252	479.23	6	0	0	0	0	0	1	1	0	0
Independence PD	936	3098.29	29	0	0	0	0	0	2	8	0	0
Jonesville PD	987	506.58	5	0	0	0	0	0	0	1	0	0
Kenbridge PD	1328	3388.55	45	0	0	0	0	0	4	21	0	0
Kilmarnock PD ⁰	1235		0	0	0	0	0	0	0	0	0	0
LaCrosse PD	612	6699.34	41	0	0	0	0	0	0	3	0	0
Lawrenceville PD	1231	7148.65	88	0	0	1	0	1	1	3	0	0
Lebanon PD	3218	10752.01	346	0	0	1	2	0	10	44	2	0
Leesburg PD	33319	6449.77	2149	0	3	13	21	11	38	523	1	0
Louisa PD	1469	5513.95	81	0	0	2	0	1	2	13	0	0
Luray PD	4892	2023.71	99	0	0	1	0	0	1	6	1	0
Marion PD	6208	10679.76	663	0	1	2	7	1	22	129	4	0
McKenney PD ⁰	479		0	0	0	0	0	0	0	0	0	0
Middleburg PD	760	7236.84	55	0	0	0	0	0	1	6	0	0
Middletown PD	1058	1606.80	17	0	0	0	1	0	1	1	0	0
Mt. Jackson PD	1720	4418.60	76	0	0	1	0	0	1	10	0	0
Narrows PD	2151	3114.83	67	0	0	1	1	0	1	12	1	0
New Market PD	1782	1515.15	27	0	0	0	0	1	0	3	0	0
Occoquan PD ⁷	765		0	0	0	0	0	0	0	0	0	0
Onancock PD	1494	6091.03	91	0	0	0	2	1	0	9	0	0

Burglary	Larceny	Motor Vehicle Theft	Counterfeiting/ Forgery	Fraud	Embezzlement	Stolen Property	Destruction/ Damage/ Vandalism	Drug/ Narcotic Offenses	Non-forceful Sex Offenses	Pornography	Gambling	Prostitution	Bribery	Weapon Law Violation
0	0	0	0	0	0	0	0	0	0	0	0	0	0	0
0	4	0	0	0	0	0	0	0	0	0	0	0	0	1
0	0	1	0	0	0	0	0	0	0	0	0	0	0	0
52	473	35	42	51	8	2	294	42	6	0	0	0	0	7
0	1	0	0	0	0	0	1	0	0	0	0	0	0	0
0	13	0	1	0	0	0	5	0	0	0	0	0	0	1
0	0	0	0	0	0	0	0	0	0	0	0	0	0	0
4	7	1	1	0	0	0	1	8	0	0	0	0	0	1
3	20	1	1	0	0	0	6	3	0	0	0	0	0	3
1	8	2	0	0	0	0	2	1	0	0	0	0	0	0
3	24	0	2	3	0	0	20	3	0	0	0	0	0	0
1	8	0	0	0	0	1	8	1	0	0	0	0	0	0
0	6	0	0	0	0	0	13	2	0	0	0	0	0	1
1	17	2	0	0	0	0	6	14	0	0	0	0	0	1
0	0	0	0	0	0	0	0	0	0	0	0	0	0	0
27	408	40	7	50	7	1	261	86	5	1	0	1	0	10
19	59	16	10	5	1	1	44	12	0	0	0	0	0	0
4	16	0	0	0	0	0	7	3	0	0	0	0	0	0
2	3	0	0	0	0	0	1	0	0	0	0	0	0	0
5	4	2	1	0	0	0	6	0	0	0	0	0	0	2
0	3	0	0	0	0	0	1	0	0	0	0	0	0	0
3	14	0	2	0	0	0	5	2	0	0	0	0	0	1
0	0	0	0	0	0	0	0	0	0	0	0	0	0	0
2	22	3	4	1	0	1	5	4	0	0	0	0	0	1
15	40	1	1	1	0	0	13	9	0	0	0	0	0	3
18	176	5	20	9	0	1	65	17	0	0	0	0	0	3
74	738	43	49	140	31	10	342	250	1	2	0	0	0	52
4	36	1	1	2	0	1	16	1	0	2	0	0	0	1
9	55	1	2	2	1	0	37	1	0	0	0	0	0	1
38	205	10	26	33	4	1	118	110	1	0	0	0	0	16
0	0	0	0	0	0	0	0	0	0	0	0	0	0	0
2	20	2	1	3	0	1	23	1	0	0	0	0	0	1
0	7	0	1	0	0	0	5	2	0	0	0	0	0	0
2	44	2	4	6	1	0	18	1	0	0	0	0	0	0
4	25	0	0	0	1	0	11	13	0	0	0	0	0	0
1	12	0	1	1	0	0	10	0	0	0	0	0	0	0
0	0	0	0	0	0	0	0	0	0	0	0	0	0	0
2	44	2	6	1	0	0	25	2	0	0	0	0	0	1

Burglary	Larceny	Motor Vehicle Theft	Counterfeiting/ Forgery	Fraud	Embezzlement	Stolen Property	Destruction/ Damage/ Vandalism	Drug/ Narcotic Offenses	Non-forcible Sex Offenses	Pornography	Gambling	Prostitution	Bribery	Weapon Law Violation
3	31	1	2	0	0	0	3	21	0	0	0	0	0	1
16	110	11	3	7	3	0	40	16	0	0	0	0	0	2
0	0	0	0	0	0	0	0	0	0	0	0	0	0	0
0	0	0	0	0	0	0	0	0	0	0	0	0	0	0
0	3	0	1	0	0	0	0	0	0	0	0	0	0	0
0	6	0	0	0	0	1	9	0	0	0	0	0	0	0
1	4	0	0	0	0	0	4	1	0	0	0	0	0	0
3	22	1	1	0	0	1	9	12	0	0	0	0	0	1
78	401	17	52	13	3	4	168	200	4	0	0	1	0	10
7	57	6	3	7	3	1	31	6	0	0	0	0	0	2
2	16	1	0	0	0	0	13	3	0	0	0	0	0	0
0	0	0	0	0	0	0	0	0	0	0	0	0	0	0
43	152	12	35	46	0	0	95	53	2	0	0	0	0	16
9	124	13	19	8	2	2	50	76	0	0	0	0	0	19
0	0	0	0	0	0	0	0	0	0	0	0	0	0	0
12	31	2	10	2	0	1	58	5	1	0	0	0	0	0
1	26	1	0	1	0	0	19	20	0	0	0	0	0	1
14	257	16	13	24	8	4	123	30	0	0	0	0	0	28
121	442	14	35	9	13	1	163	125	0	0	0	0	0	16
29	206	9	24	5	3	2	97	2	0	0	0	0	0	4
0	0	0	0	0	0	0	0	0	0	0	0	0	0	0
0	1	0	0	0	0	0	1	0	0	0	0	0	0	0
8	19	1	1	1	0	0	13	1	0	0	0	0	0	0
3	72	1	5	4	0	0	44	13	0	0	0	0	0	1
11	154	2	20	12	6	0	61	38	0	0	0	0	0	7
20	111	5	14	6	2	0	55	21	0	0	0	0	0	5
0	10	1	3	2	0	0	7	2	0	0	0	0	0	0
2	10	1	1	0	0	0	3	1	1	0	0	0	0	0
1	42	7	0	7	0	1	25	10	0	0	0	0	0	2
43	262	17	40	16	3	0	136	153	2	1	0	0	0	9
15	214	5	25	17	5	3	132	40	0	0	0	0	0	10
3	24	3	1	2	0	0	10	1	0	0	0	0	0	0
6	9	1	1	2	0	0	16	5	0	0	0	0	0	3
4	37	5	9	0	0	4	24	13	0	0	0	0	0	1
8	61	4	2	0	0	1	45	6	0	0	0	0	0	1
14	120	12	8	8	4	1	48	34	0	0	0	0	0	1
5	55	5	3	7	1	1	7	11	0	0	0	0	0	4
30	327	13	30	16	3	1	179	44	1	0	0	0	0	5

CITIES & STATE POLICE	POPULATION	INCIDENT RATE PER 100,000	TOTAL INCIDENTS	Murder and Non-negligent Man-slaughter	Kidnaping/Abduction	Forcible Rape	Other Forcible Sex Offenses	Robbery	Aggravated Assault	Simple Assault/Intimidation	Arson	Extortion/Blackmail
Alexandria PD ¹⁰ State Police	134200	4273.47	5735 8	2 0	11 0	27 0	13 0	139 0	156 1	1140 1	9 0	3 0
Bedford PD State Police	6300	10126.98	638 0	0 0	5 0	4 0	13 0	4 0	16 0	213 0	1 0	0 0
Bristol PD State Police	17200	10918.60	1878 7	1 0	2 0	7 0	20 0	25 0	62 0	524 0	5 0	0 0
Buena Vista PD ¹¹ State Police	6400	2750.00	176 39	0 0	1 0	3 0	4 0	2 0	18 0	25 0	1 1	0 0
Charlottesville PD State Police	39500	10341.77	4085 1	4 0	14 0	29 0	43 0	69 0	220 0	842 0	10 0	1 0
Chesapeake PD State Police	209700	6869.33	14405 21	12 0	136 0	61 0	138 0	293 0	733 0	3948 0	24 0	1 0
Colonial Heights PD State Police	17000	10470.58	1780 17	3 1	9 0	4 0	13 0	20 0	24 0	319 0	11 0	0 0
Covington PD State Police	5900	7915.25	467 10	1 0	1 0	2 1	6 0	7 0	9 0	86 0	5 1	0 0
Danville PD State Police	45900	12161.22	5582 8	4 0	14 0	17 1	5 0	92 0	190 0	1431 0	14 0	3 0
Emporia PD State Police	5500	17345.45	954 27	0 0	6 0	2 0	4 0	15 0	25 0	189 1	2 0	0 0
Fairfax PD ⁹ State Police	23300		0 1	0 0	0 0	0 0	0 0	0 0	0 0	0 0	0 0	0 0
Falls Church PD State Police	11200	6598.21	739 0	1 0	0 0	2 0	3 0	8 0	14 0	108 0	6 0	0 0
Franklin PD State Police	8200	10439.02	856 0	2 0	4 0	1 0	10 0	8 0	18 0	241 0	1 0	0 0
Fredericksburg PD State Police	21100	11099.52	2342 30	2 0	8 0	13 0	26 0	25 0	58 0	266 0	3 0	0 0
Galax PD State Police	6800	11720.58	797 10	0 0	1 0	2 0	7 0	1 0	26 0	130 0	1 0	0 0
Hampton PD State Police	142800	7651.96	10927 130	14 0	45 0	48 0	88 0	222 0	293 5	2059 2	46 0	2 0
Harrisonburg PD State Police	42700	6524.59	2786 121	1 0	7 0	20 0	24 0	27 0	72 1	481 0	9 0	0 0
Hopewell PD State Police	22200	12351.35	2742 35	1 0	10 0	10 0	34 0	55 0	110 0	779 0	10 0	1 0
Lexington PD State Police	6900	3724.63	257 3	0 0	0 0	0 0	2 0	2 0	3 0	31 0	0 0	0 0
Lynchburg PD State Police	66900	9219.73	6168 22	4 0	34 0	17 0	67 0	65 0	156 0	2059 0	15 0	1 0
Manassas PD State Police	37000	7489.18	2771 1	3 0	32 0	21 0	42 0	48 0	91 0	754 0	8 0	1 0
Manassas Park PD State Police	12400	5750.00	713 0	0 0	6 0	5 0	6 0	5 0	20 0	134 0	2 0	0 0
Martinsville PD State Police	14700	9945.57	1462 1	1 0	2 0	6 0	15 0	19 0	30 1	313 0	2 0	0 0
Newport News PD State Police	182400	10665.02	19453 54	18 1	181 0	103 0	165 0	526 0	743 0	5235 0	86 0	5 0

Burglary	Larceny	Motor Vehicle Theft	Counterfeiting/ Forgery	Fraud	Embezzlement	Stolen Property	Destruction/ Damage/ Vandalism	Drug/ Narcotic Offenses	Non-forcible Sex Offenses	Pornography	Gambling	Prostitution	Bribery	Weapon Law Violation
318 0	2206 0	475 0	56 0	326 2	45 0	97 0	1237 1	231 2	0 0	0 0	6 0	1 0	1 0	30 1
26 0	204 0	5 0	43 0	18 0	2 0	1 0	85 0	58 0	2 0	0 0	0 0	1 0	0 0	23 0
110 0	543 1	31 1	178 0	52 4	13 0	7 0	385 0	122 1	1 0	0 0	0 0	0 0	0 0	40 0
12 0	69 0	6 0	2 0	7 1	0 0	0 0	42 0	13 37	0 0	0 0	0 0	0 0	0 0	2 0
227 0	1280 0	154 0	53 0	142 0	46 0	6 0	979 0	482 1	5 0	6 0	0 0	2 0	0 0	72 0
1310 0	5948 1	633 0	363 0	609 2	124 0	59 0	273 1	1204 17	6 0	5 0	5 0	8 0	0 0	347 0
76 0	679 0	36 1	44 0	101 0	46 0	8 0	303 0	262 16	0 0	1 0	0 0	0 0	0 0	27 0
38 0	164 0	11 0	30 0	13 5	2 0	0 0	101 0	24 3	2 0	0 0	0 0	0 0	0 0	5 0
276 0	1860 0	119 0	138 1	165 2	46 0	4 0	1139 0	427 4	4 0	3 0	0 0	32 0	0 0	128 0
61 0	399 0	13 0	38 0	22 3	7 0	2 0	212 0	52 23	0 0	0 0	0 0	0 0	0 0	22 0
0 0	0 0	0 0	0 0	0 1	0 0	0 0	0 0	0 0	0 0	0 0	0 0	0 0	0 0	0 0
36 0	336 0	42 0	6 0	48 0	3 0	0 0	166 0	51 0	0 0	1 0	0 0	0 0	0 0	5 0
24 0	283 0	26 0	23 0	8 0	4 0	4 0	225 0	76 0	0 0	0 0	0 0	2 0	0 0	33 0
79 0	876 2	76 0	39 0	129 0	44 0	3 0	411 1	500 28	1 0	1 0	1 0	11 0	0 0	47 1
30 0	259 1	17 0	83 0	17 2	2 0	1 0	154 0	101 7	0 0	1 0	0 0	0 0	0 0	28 1
739 0	3617 1	565 2	111 2	449 38	183 0	35 1	2459 2	1007 67	2 0	2 0	0 0	8 0	0 0	407 17
308 0	923 0	78 0	53 0	123 2	28 0	13 1	842 0	331 118	4 0	0 0	0 0	0 0	0 0	75 4
277 0	745 0	127 0	18 0	56 0	3 0	3 0	808 0	206 36	1 0	1 0	0 0	0 0	0 0	74 0
42 0	134 0	8 0	8 0	4 0	1 0	0 0	67 0	16 3	0 0	0 0	0 0	0 0	0 0	3 0
392 1	2150 1	175 1	111 0	187 2	35 1	23 0	1002 0	582 17	2 0	3 0	0 0	19 0	0 0	137 0
137 0	911 0	141 0	53 0	194 1	30 0	8 0	288 0	248 0	1 0	1 0	1 0	1 0	1 0	52 0
24 0	239 0	41 0	11 0	17 0	8 0	2 0	212 0	75 0	0 0	1 0	0 0	0 0	0 0	18 0
90 0	416 0	25 0	114 0	46 0	12 0	0 0	274 0	136 0	0 0	0 0	0 0	1 0	0 0	33 0
1462 0	5670 1	961 1	350 0	631 13	123 0	80 0	3908 0	1572 38	7 0	4 0	2 0	38 0	0 0	910 1

CITIES & STATE POLICE	POPULATION	INCIDENT RATE PER 100,000	TOTAL INCIDENTS	Murder and Non-negligent Man-slaughter	Kidnaping/ Abduction	Forcible Rape	Other Forcible Sex Offenses	Robbery	Aggravated Assault	Simple Assault/ Intimidation	Arson	Extortion/ Blackmail
Norfolk PD State Police	233800	10299.82	24081 149	35 0	29 0	80 0	162 0	690 0	540 15	3815 6	48 0	3 0
Norton PD State Police	3900	9153.84	357 0	1 0	2 0	0 0	4 0	2 0	14 0	38 0	1 0	0 0
Petersburg PD State Police	31500	16269.84	5125 51	4 0	28 0	19 0	37 0	111 0	155 1	1097 0	32 1	0 0
Poquoson PD State Police	11600	3025.86	351 0	0 0	2 0	0 0	0 0	2 0	7 0	43 0	4 0	0 0
Portsmouth PD State Police	97800	12952.96	12668 21	8 0	147 0	29 0	29 0	346 0	504 0	3143 0	11 0	2 0
Radford PD ⁰ State Police	15200		0 17	0 0	0 0	0 0	0 0	0 0	0 0	0 0	0 0	0 0
Richmond PD State Police	192900	14000.51	27007 58	94 1	158 0	103 0	140 0	1362 0	1194 2	4897 1	94 0	3 0
Roanoke PD State Police	92600	14785.09	13691 53	8 0	53 0	59 0	59 0	189 0	603 1	3153 0	46 0	4 0
Salem PD State Police	24600	5813.00	1430 14	0 0	0 0	4 0	11 0	8 0	21 0	283 0	1 0	0 0
Staunton PD State Police	22600	8013.27	1811 13	1 0	4 0	5 1	14 0	10 0	46 0	435 0	5 0	0 0
Suffolk PD State Police	75500	8793.37	6639 7	4 0	39 0	28 0	60 0	94 0	292 0	1945 0	28 0	0 0
Virginia Beach PD State Police	432300	6689.79	28920 130	15 0	73 0	138 0	200 0	491 0	373 10	5895 2	145 0	2 0
Waynesboro PD State Police	19800	8893.93	1761 6	2 0	12 0	2 0	6 0	9 0	58 0	413 0	12 0	0 0
Williamsburg PD State Police	13600	4941.17	672 13	1 0	2 0	4 0	3 0	4 0	6 0	122 0	1 0	0 0
Winchester PD State Police	25500	12815.68	3268 117	0 0	6 0	7 0	42 0	20 0	47 0	764 0	6 0	0 0
COLLEGES & UNIVERSITIES												
Christopher Newport University PD			178	0	0	3	0	0	2	12	0	0
Emory & Henry Campus Police			3	0	0	0	0	0	0	0	0	0
Ferrum College Police			75	0	0	0	0	0	0	9	2	0
George Mason University PD			546	0	0	4	3	1	2	33	5	0
Hampton University PD			215	0	0	1	1	4	3	14	0	1
James Madison University PD			341	0	0	3	0	0	0	10	4	0
Longwood University PD			116	0	0	0	2	0	0	10	0	0
University of Mary Washington PD ⁹			0	0	0	0	0	0	0	0	0	0

Burglary	Larceny	Motor Vehicle Theft	Counterfeiting/ Forgery	Fraud	Embezzlement	Stolen Property	Destruction/ Damage/ Vandalism	Drug/ Narcotic Offenses	Non-forcible Sex Offenses	Pornography	Gambling	Prostitution	Bribery	Weapon Law Violation
14370	98895	12171	2429	23867	830	440	44492	159844	110	30	10	1730	11	13917
200	1980	80	150	90	10	10	760	250	00	00	00	00	00	80
5740	14841	3940	1180	1451	330	910	15250	33347	50	00	20	30	00	1013
370	1510	100	60	60	50	00	910	270	00	00	00	00	00	70
11770	36930	5880	1361	1752	930	740	33760	126918	50	50	80	550	00	4561
00	00	00	00	03	00	00	00	014	00	00	00	00	00	00
26980	81615	24161	2831	2443	340	50	48380	177840	130	11	00	2570	01	7734
9790	49981	4982	2667	44713	841	100	26190	111328	70	80	00	1511	00	2720
700	5770	430	491	266	231	50	3421	1915	10	00	00	00	00	350
660	6270	251	1710	1032	251	100	2980	1608	20	10	00	00	00	381
5030	23302	1430	1250	1931	300	241	13320	2663	10	30	00	40	00	1710
17670	109695	7730	3449	77060	2770	540	51931	285041	230	80	20	650	00	59313
810	6190	430	1190	401	201	60	3720	994	30	10	00	00	00	590
280	2700	220	140	280	60	00	1430	8513	10	00	00	10	00	230
1110	12691	590	650	1695	301	190	6130	670111	00	10	00	20	00	470
0	90	0	0	1	0	4	54	15	0	1	0	0	0	0
0	1	0	0	0	0	0	1	1	0	0	0	0	0	0
10	35	0	0	0	0	0	11	11	0	0	0	0	0	1
12	326	6	7	8	1	0	74	81	0	0	0	0	0	6
34	123	3	0	8	0	0	12	16	0	0	0	0	0	6
10	180	3	2	9	0	0	113	42	0	0	0	0	0	1
0	61	0	0	0	0	0	35	8	0	0	0	0	0	1
0	0	0	0	0	0	0	0	0	0	0	0	0	0	0

COLLEGES & UNIVERSITIES	POPULATION	INCIDENT RATE PER 100,000	TOTAL INCIDENTS	Murder and Non-negligent Man-slaughter	Kidnaping/Abduction	Forcible Rape	Other Forcible Sex Offenses	Robbery	Aggravated Assault	Simple Assault/Intimidation	Arson	Extortion/Blackmail
Norfolk State University PD			429	0	0	1	3	14	9	25	9	0
N. Virginia Comm College PD			177	0	0	0	0	1	0	12	0	0
Old Dominion Campus PD			258	0	0	0	1	0	0	12	0	0
Radford University PD			189	0	0	1	1	0	3	21	3	0
Thomas Nelson Comm Col PD			40	0	0	0	0	0	1	6	0	0
University of Richmond PD			323	0	0	0	1	0	4	8	4	0
University of Virginia PD			504	0	0	5	1	0	3	58	4	1
UVA's College at Wise PD			3	0	0	1	0	0	0	0	0	0
VA Commonwealth University PD			832	1	1	3	7	10	17	59	2	0
Virginia Tech Police Department ⁰			289	0	0	2	3	0	2	35	5	0
VA Western Comm. College PD			19	0	0	0	0	0	0	4	0	0
VMI Post Police			28	0	0	1	0	0	0	5	0	0
Virginia State Univ. Police ⁹			205	0	0	0	0	1	3	27	0	0
William & Mary College PD ⁰			544	0	0	2	0	0	2	25	10	0
OTHER AGENCIES												
Chesapeake Bay Bridge Tunnel ⁰			0	0	0	0	0	0	0	0	0	0
Dept. Alcoholic Beverage Control			150	0	0	0	0	2	4	6	0	0
Dept. of Conservation and Recreation			48	0	0	0	0	0	0	0	0	0
Division of Capitol Police			104	0	0	0	0	0	0	2	0	0
Metro. Washington Airport Authority			961	0	0	0	1	0	11	40	0	0
Norfolk Airport Authority			110	0	0	0	0	0	4	5	0	0
Richmond International Airport			18	0	0	0	0	0	0	0	0	0
Southside VA Training Center			169	0	0	7	4	0	11	103	0	0
Virginia Port Authority ⁹			3	0	0	0	0	0	0	0	0	0

⁰⁻¹¹ For those agencies without full year submission, footnote represents number of months of data submitted.

Burglary	Larceny	Motor Vehicle Theft	Counterfeiting/ Forgery	Fraud	Embezzlement	Stolen Property	Destruction/ Damage/ Vandalism	Drug/ Narcotic Offenses	Non-forcible Sex Offenses	Pornography	Gambling	Prostitution	Bribery	Weapon Law Violation
125	148	9	1	2	0	0	83	7	0	0	0	0	0	4
1	117	2	2	0	1	0	40	2	0	0	0	0	0	0
2	116	3	2	1	0	1	116	8	0	0	0	0	0	3
2	67	1	1	8	0	1	68	24	0	0	0	0	0	0
1	23	0	1	1	1	0	6	0	0	0	0	0	0	0
17	116	2	4	5	0	0	159	33	0	0	0	0	0	1
9	286	5	4	14	2	0	122	14	0	1	0	0	0	1
0	1	0	0	0	0	0	1	0	0	0	0	0	0	0
12	518	13	11	14	0	2	59	121	0	0	0	1	0	37
27	145	0	6	4	1	0	48	22	0	1	0	0	0	1
0	13	0	0	0	0	0	2	0	0	0	0	0	0	0
1	19	0	0	0	0	0	3	0	0	0	0	0	0	0
3	120	1	1	2	0	2	51	10	0	0	1	0	0	4
3	332	0	5	5	1	0	161	12	0	0	0	0	0	1
0	0	0	0	0	0	0	0	0	0	0	0	0	0	0
3	23	0	13	29	5	0	3	65	0	0	2	1	0	7
0	26	0	1	0	1	0	6	20	0	0	0	0	0	0
0	64	4	3	1	0	0	25	9	0	0	0	0	0	1
10	248	62	7	14	2	20	258	80	0	0	0	0	0	237
0	36	3	0	0	0	1	10	22	0	0	0	0	0	33
0	7	11	0	0	0	0	0	0	0	0	0	0	0	0
0	36	0	0	1	0	0	7	1	0	0	0	0	0	0
0	3	0	0	0	0	0	0	0	0	0	0	0	0	0



IX

Arrest Totals By County, City and Other



Adult and Juvenile Arrests By County, City and Other

ARRESTS BY OFFENSE	Accomack		Albemarle		Alleghany		Amelia		Amherst		Appomattox	
	Adult	Juv	Adult	Juv	Adult	Juv	Adult	Juv	Adult	Juv	Adult	Juv
Murder	1	0	2	0	0	0	0	0	2	0	0	0
Manslaughter	0	0	0	0	0	0	0	0	0	0	0	0
Kidnaping	0	0	12	0	1	0	0	0	3	0	0	0
Sex Offenses, Forcible	1	1	17	2	1	0	1	1	6	0	1	2
Robbery	4	0	7	1	4	0	1	0	7	0	1	2
Aggravated Assault	9	0	24	2	13	0	4	0	17	0	3	0
Simple Assault/Intimidation	154	2	326	26	103	4	50	4	94	1	24	8
Arson	0	0	4	0	2	0	2	1	0	0	0	0
Extortion/Blackmail	0	0	1	0	0	0	0	0	0	0	0	0
Burglary	12	0	26	4	8	6	0	0	16	0	2	0
Larceny	63	3	175	115	28	13	10	1	70	2	10	2
Motor Vehicle Theft	4	0	5	1	2	0	4	1	2	0	0	0
Counterfeiting/Forgery	11	0	35	0	0	0	3	0	27	0	8	0
Fraud	16	0	73	4	0	0	1	0	3	0	2	0
Embezzlement	2	0	34	1	0	0	0	0	2	0	1	0
Stolen Property	1	0	10	3	2	0	0	0	1	0	1	0
Vandalism	30	2	31	4	10	6	7	0	9	2	1	2
Drug/Narcotic Offenses	112	2	109	22	78	5	10	4	94	3	68	7
Sex Offenses, Nonforcible	2	0	0	0	0	0	1	0	0	0	0	0
Pornography	0	0	2	1	0	0	0	0	0	0	0	0
Gambling	0	0	0	0	0	0	0	0	0	0	0	0
Prostitution	0	0	0	0	0	0	0	0	0	0	0	0
Bribery	0	0	0	0	0	0	0	0	1	0	0	0
Weapon Law Violations	16	0	17	6	8	1	3	1	5	0	2	0
TOTAL GROUP A	438	10	910	192	260	35	97	13	359	8	124	23
Bad Checks	66	0	268	0	36	0	49	0	0	1	0	0
Curfew/Loitering/Vagrancy	0	0	0	0	0	17	0	0	0	0	0	0
Disorderly Conduct	11	1	33	10	11	7	3	0	8	0	2	7
Driving Under Influence	94	2	178	1	64	1	37	0	127	3	59	0
Drunkenness	87	2	138	0	77	0	13	0	145	0	11	0
Family Offenses, Nonforcible	13	0	4	0	0	0	0	0	0	0	0	0
Liquor Laws Violations	7	1	40	54	38	13	2	1	1	1	3	0
Peeping Tom	0	0	1	0	0	0	0	0	0	0	0	0
Runaway	0	0	0	0	0	0	0	2	0	0	0	0
Trespass of Real Property	13	0	78	5	18	3	8	0	5	0	2	0
Conspiracy	7	0	0	0	2	0	0	0	0	0	2	0
All Other (except Traffic)	535	3	835	77	398	32	98	4	63	0	26	2
TOTAL GROUP B	833	9	1575	147	644	73	210	7	349	5	105	9
GRAND TOTAL	1271	19	2485	339	904	108	307	20	708	13	229	32

Adult and Juvenile Arrests By County, City and Other

ARRESTS BY OFFENSE	Arlington		Augusta		Bath		Bedford		Bland		Botetourt	
	Adult	Juv	Adult	Juv	Adult	Juv	Adult	Juv	Adult	Juv	Adult	Juv
Murder	1	0	2	0	0	0	0	0	0	0	0	0
Manslaughter	1	0	0	0	0	0	0	0	0	0	0	0
Kidnaping	13	0	2	0	0	0	5	0	0	0	1	0
Sex Offenses, Forcible	23	3	14	3	2	0	6	1	0	0	2	2
Robbery	40	8	4	3	0	0	0	0	0	0	5	0
Aggravated Assault	67	15	16	0	0	0	23	2	0	0	20	4
Simple Assault/Intimidation	497	75	128	14	1	0	254	34	11	0	82	13
Arson	1	0	1	6	0	0	0	1	0	0	0	0
Extortion/Blackmail	0	0	2	0	0	0	0	0	0	0	0	0
Burglary	28	8	27	1	0	0	13	2	1	2	16	0
Larceny	442	170	60	4	1	1	33	4	1	0	36	7
Motor Vehicle Theft	20	10	2	0	0	0	1	0	2	0	3	2
Counterfeiting/Forgery	72	1	24	0	0	0	4	0	0	0	12	0
Fraud	83	2	6	0	0	0	8	0	0	0	11	0
Embezzlement	61	3	4	0	0	0	8	0	0	0	0	0
Stolen Property	51	2	7	0	0	0	2	0	0	0	0	0
Vandalism	52	24	17	3	0	0	31	1	1	0	11	1
Drug/Narcotic Offenses	413	50	111	1	1	0	61	6	16	2	127	27
Sex Offenses, Nonforcible	0	1	0	0	0	0	1	0	0	0	2	0
Pornography	0	0	1	0	0	0	0	1	0	0	0	0
Gambling	4	0	0	0	0	0	0	0	0	0	0	0
Prostitution	49	1	0	0	0	0	0	0	0	0	0	0
Bribery	0	0	0	0	0	0	0	0	0	0	0	0
Weapon Law Violations	31	9	21	0	0	0	10	6	0	0	9	2
TOTAL GROUP A	1949	382	449	35	5	1	460	58	32	4	337	58
Bad Checks	2	0	30	0	0	0	87	0	7	0	25	0
Curfew/Loitering/Vagrancy	0	0	0	0	0	0	0	1	0	0	0	2
Disorderly Conduct	39	27	20	4	0	0	5	11	1	0	5	1
Driving Under Influence	547	1	122	8	8	0	121	3	23	0	104	2
Drunkenness	854	14	128	0	2	0	41	0	8	0	96	1
Family Offenses, Nonforcible	11	0	8	0	0	0	4	0	1	0	0	0
Liquor Laws Violations	42	24	19	5	1	0	10	7	0	0	7	7
Peeping Tom	4	0	0	0	0	0	0	0	0	0	1	0
Runaway	0	91	0	3	0	0	0	8	0	0	0	0
Trespass of Real Property	122	27	63	3	0	0	36	0	2	0	1	1
Conspiracy	0	0	0	0	0	0	0	0	0	0	1	0
All Other (except Traffic)	497	82	831	34	5	0	347	56	68	0	98	8
TOTAL GROUP B	2118	266	1221	57	16	0	651	86	110	0	338	22
GRAND TOTAL	4067	648	1670	92	21	1	1111	144	142	4	675	80

Adult and Juvenile Arrests By County, City and Other

ARRESTS BY OFFENSE	Brunswick		Buchanan		Buckingham		Campbell		Caroline		Carroll	
	Adult	Juv	Adult	Juv	Adult	Juv	Adult	Juv	Adult	Juv	Adult	Juv
Murder	0	0	4	0	0	0	2	0	0	0	1	0
Manslaughter	0	0	0	0	0	0	0	0	0	0	0	0
Kidnaping	0	0	8	0	0	0	4	0	0	0	9	0
Sex Offenses, Forcible	3	1	7	0	2	1	6	1	2	1	7	1
Robbery	3	0	11	0	1	0	1	0	1	0	3	0
Aggravated Assault	15	2	30	0	5	2	15	4	49	8	30	0
Simple Assault/Intimidation	30	10	201	1	118	6	276	15	74	4	207	3
Arson	0	0	4	0	0	0	0	0	0	0	2	0
Extortion/Blackmail	0	0	1	0	0	0	0	0	0	0	0	0
Burglary	9	4	27	1	6	1	10	0	3	1	28	4
Larceny	27	7	110	6	29	0	48	8	21	3	40	4
Motor Vehicle Theft	6	0	18	1	0	0	3	0	3	1	10	2
Counterfeiting/Forgery	10	0	19	1	3	0	2	0	8	0	18	0
Fraud	2	0	10	0	4	0	21	0	6	0	26	0
Embezzlement	2	0	0	0	0	0	1	0	4	0	1	0
Stolen Property	3	0	6	0	0	0	1	0	0	0	2	0
Vandalism	7	0	18	0	21	0	19	2	6	0	29	0
Drug/Narcotic Offenses	124	7	84	2	43	3	84	6	39	1	108	3
Sex Offenses, Nonforcible	1	0	0	0	1	0	0	0	0	0	2	0
Pornography	0	0	0	0	0	0	1	0	0	0	1	0
Gambling	0	0	0	0	0	0	0	0	0	0	0	0
Prostitution	0	0	0	0	0	0	0	0	2	0	0	0
Bribery	0	0	0	0	0	0	0	0	0	0	0	0
Weapon Law Violations	10	2	20	0	9	1	16	1	8	0	7	0
TOTAL GROUP A	252	33	578	12	242	14	510	37	226	19	531	17
Bad Checks	3	0	214	0	41	0	74	0	19	0	226	0
Curfew/Loitering/Vagrancy	1	0	0	0	0	0	0	1	0	0	0	0
Disorderly Conduct	6	6	86	0	6	0	7	0	2	2	5	0
Driving Under Influence	153	1	56	0	70	2	118	2	66	0	105	0
Drunkenness	59	0	161	5	10	0	52	0	36	0	44	0
Family Offenses, Nonforcible	0	0	0	0	9	1	1	0	42	0	10	0
Liquor Laws Violations	8	1	1	2	5	1	8	11	13	1	5	1
Peeping Tom	0	0	0	0	0	0	0	0	0	0	1	0
Runaway	0	0	0	0	0	0	0	1	0	5	0	0
Trespass of Real Property	18	4	21	0	35	0	23	1	12	0	16	0
Conspiracy	0	0	1	0	0	0	0	0	0	0	2	0
All Other (except Traffic)	239	1	409	24	166	1	354	5	239	14	456	41
TOTAL GROUP B	487	13	949	31	342	5	637	21	429	22	870	42
GRAND TOTAL	739	46	1527	43	584	19	1147	58	655	41	1401	59

Adult and Juvenile Arrests By County, City and Other

ARRESTS BY OFFENSE	Charles City		Charlotte		Chesterfield		Clarke		Craig		Culpeper	
	Adult	Juv	Adult	Juv	Adult	Juv	Adult	Juv	Adult	Juv	Adult	Juv
Murder	0	0	0	0	10	2	1	0	2	0	0	0
Manslaughter	0	0	0	0	0	0	0	0	0	0	0	0
Kidnaping	0	0	0	0	50	4	0	0	2	0	4	0
Sex Offenses, Forcible	0	0	1	0	48	37	1	0	0	0	6	6
Robbery	0	0	1	0	71	26	0	0	0	0	6	0
Aggravated Assault	3	0	11	0	135	54	18	4	5	0	21	3
Simple Assault/Intimidation	14	0	90	1	1187	1167	12	3	33	0	286	26
Arson	0	0	0	0	6	12	0	0	1	0	6	0
Extortion/Blackmail	0	0	0	0	0	0	0	0	0	0	1	0
Burglary	0	0	2	2	127	207	5	0	5	0	4	8
Larceny	6	0	2	0	996	716	8	1	10	0	107	12
Motor Vehicle Theft	1	0	2	0	1	0	2	2	1	0	3	0
Counterfeiting/Forgery	0	0	2	0	205	12	5	0	6	0	35	0
Fraud	0	0	1	0	173	21	3	0	4	0	59	0
Embezzlement	1	0	3	0	97	10	1	0	0	0	20	0
Stolen Property	0	0	0	0	18	16	0	0	0	0	10	1
Vandalism	2	0	10	0	148	227	4	2	4	0	44	12
Drug/Narcotic Offenses	7	1	13	0	1158	304	31	3	20	0	200	19
Sex Offenses, Nonforcible	0	0	0	0	13	2	0	0	0	0	3	0
Pornography	0	0	0	0	8	3	0	0	5	0	0	0
Gambling	0	0	0	0	1	0	0	0	0	0	0	0
Prostitution	0	0	0	0	40	1	0	0	0	0	2	0
Bribery	0	0	0	0	1	0	0	0	0	0	0	0
Weapon Law Violations	0	0	2	0	126	103	1	0	4	0	20	0
TOTAL GROUP A	34	1	140	3	4619	2924	92	15	102	0	837	87
Bad Checks	1	0	98	0	198	2	7	0	12	0	6	0
Curfew/Loitering/Vagrancy	0	0	0	0	1	318	0	0	0	0	0	0
Disorderly Conduct	1	0	4	0	648	266	2	0	0	0	38	2
Driving Under Influence	9	0	41	0	944	14	66	0	39	0	190	2
Drunkenness	1	0	48	0	24	24	39	1	26	0	275	0
Family Offenses, Nonforcible	0	0	1	0	19	0	0	0	0	0	42	0
Liquor Laws Violations	0	0	1	0	135	84	5	3	6	1	9	6
Peeping Tom	0	0	0	0	4	1	1	0	0	0	3	0
Runaway	0	0	0	0	0	780	0	0	0	0	0	4
Trespass of Real Property	3	0	5	0	215	166	9	0	3	0	16	2
Conspiracy	0	0	8	0	0	0	1	0	6	0	0	0
All Other (except Traffic)	10	0	110	0	3633	321	96	11	74	0	358	35
TOTAL GROUP B	25	0	316	0	5821	1976	226	15	166	1	937	51
GRAND TOTAL	59	1	456	3	10440	4900	318	30	268	1	1774	138

Adult and Juvenile Arrests By County, City and Other

ARRESTS BY OFFENSE	Cumberland		Dickenson		Dinwiddie		Essex		Fairfax		Fauquier	
	Adult	Juv	Adult	Juv	Adult	Juv	Adult	Juv	Adult	Juv	Adult	Juv
Murder	0	0	0	0	2	0	0	0	1	0	0	0
Manslaughter	0	0	0	0	0	0	0	0	0	0	0	0
Kidnaping	0	0	2	0	0	0	0	0	22	0	7	3
Sex Offenses, Forcible	1	0	1	1	8	1	0	2	19	1	15	3
Robbery	0	0	0	0	1	0	1	0	21	4	4	1
Aggravated Assault	7	1	11	0	18	1	8	1	59	2	25	1
Simple Assault/Intimidation	61	3	77	0	23	2	57	9	780	16	179	25
Arson	1	0	2	0	0	0	0	0	2	1	1	2
Extortion/Blackmail	0	0	0	0	1	0	0	0	0	0	0	0
Burglary	1	1	19	5	6	2	0	0	27	6	16	10
Larceny	18	0	30	1	25	7	33	16	570	18	46	47
Motor Vehicle Theft	2	0	1	0	13	5	5	0	34	5	0	0
Counterfeiting/Forgery	4	0	4	0	9	1	2	0	35	0	20	0
Fraud	2	0	7	0	8	1	6	0	122	0	10	0
Embezzlement	0	0	1	0	3	0	5	0	101	0	15	0
Stolen Property	1	0	4	0	0	0	1	0	21	0	9	0
Vandalism	10	1	4	2	7	6	7	3	74	5	27	7
Drug/Narcotic Offenses	15	1	42	0	39	7	32	2	178	17	179	17
Sex Offenses, Nonforcible	0	0	2	0	0	0	0	0	2	0	3	1
Pornography	0	0	0	0	1	0	0	0	1	0	0	0
Gambling	0	0	0	0	0	0	0	0	0	0	0	0
Prostitution	0	0	0	0	0	0	0	0	8	0	1	0
Bribery	0	0	0	0	0	0	0	0	0	0	0	0
Weapon Law Violations	12	0	11	1	7	3	6	5	45	2	23	4
TOTAL GROUP A	135	7	218	10	171	36	163	38	2122	77	580	121
Bad Checks	14	0	6	0	8	1	73	0	55	0	104	0
Curfew/Loitering/Vagrancy	0	0	0	0	0	0	20	14	1	0	0	0
Disorderly Conduct	3	0	2	0	5	24	21	7	22	0	12	8
Driving Under Influence	49	1	69	0	71	0	42	0	1634	3	208	3
Drunkenness	6	0	131	0	39	1	25	0	315	3	201	2
Family Offenses, Nonforcible	1	0	5	0	0	0	3	0	15	0	3	0
Liquor Laws Violations	5	2	5	2	0	1	5	0	50	18	23	13
Peeping Tom	0	0	1	0	0	0	0	0	3	0	0	0
Runaway	0	0	0	0	0	14	0	0	0	2	0	8
Trespass of Real Property	20	0	17	0	5	0	11	2	76	4	20	0
Conspiracy	0	0	2	0	0	0	0	0	0	0	0	0
All Other (except Traffic)	91	2	274	0	59	8	213	15	787	22	506	9
TOTAL GROUP B	189	5	512	2	187	49	413	38	2958	52	1077	43
GRAND TOTAL	324	12	730	12	358	85	576	76	5080	129	1657	164

Adult and Juvenile Arrests By County, City and Other

ARRESTS BY OFFENSE	Floyd		Fluvanna		Franklin		Frederick		Giles		Gloucester	
	Adult	Juv	Adult	Juv	Adult	Juv	Adult	Juv	Adult	Juv	Adult	Juv
Murder	0	0	0	0	0	0	0	0	0	0	0	0
Manslaughter	0	0	0	0	0	0	0	0	0	0	0	0
Kidnaping	0	0	0	0	0	0	5	0	0	0	0	0
Sex Offenses, Forcible	0	0	1	2	9	1	3	4	4	0	3	0
Robbery	0	0	0	0	0	0	1	1	0	0	6	0
Aggravated Assault	2	0	5	0	17	2	18	9	27	0	5	0
Simple Assault/Intimidation	19	1	53	4	77	6	229	37	86	2	86	5
Arson	0	0	0	0	0	0	0	2	0	0	1	0
Extortion/Blackmail	0	0	0	0	0	0	1	0	0	0	0	0
Burglary	1	1	0	1	28	3	30	10	2	1	8	10
Larceny	1	4	5	2	63	5	112	22	13	0	57	10
Motor Vehicle Theft	1	0	1	0	10	12	2	10	0	0	4	0
Counterfeiting/Forgery	0	2	2	0	8	0	15	0	1	0	5	1
Fraud	1	0	0	0	10	0	13	0	3	0	7	0
Embezzlement	0	0	1	0	5	0	12	0	3	0	3	0
Stolen Property	0	0	0	0	2	0	2	0	1	0	1	0
Vandalism	3	3	2	0	17	4	33	23	5	0	6	1
Drug/Narcotic Offenses	9	6	10	5	68	21	122	8	18	0	299	18
Sex Offenses, Nonforcible	0	0	0	0	0	0	3	0	0	0	0	1
Pornography	0	0	0	0	0	0	0	0	0	0	0	0
Gambling	0	0	0	0	0	0	0	0	0	0	0	0
Prostitution	0	0	0	0	0	0	0	0	0	0	0	0
Bribery	0	0	0	0	0	0	0	0	0	0	0	0
Weapon Law Violations	2	3	4	0	26	3	7	5	1	1	12	0
TOTAL GROUP A	39	20	84	14	340	57	608	131	164	4	503	46
Bad Checks	0	0	0	0	264	0	138	0	44	0	4	0
Curfew/Loitering/Vagrancy	0	0	0	0	0	0	0	0	0	0	0	0
Disorderly Conduct	2	0	4	1	18	13	2	0	3	0	4	0
Driving Under Influence	33	1	45	1	228	4	172	1	46	1	112	1
Drunkenness	21	0	14	0	175	3	175	0	28	0	44	3
Family Offenses, Nonforcible	9	1	1	0	6	0	5	0	2	0	1	0
Liquor Laws Violations	4	16	1	0	47	15	118	9	7	2	7	0
Peeping Tom	0	0	0	0	1	0	0	0	0	0	0	0
Runaway	0	0	0	0	0	0	0	0	0	0	0	10
Trespass of Real Property	6	0	2	2	61	6	17	0	12	0	3	0
Conspiracy	0	0	0	0	2	0	0	0	0	0	0	0
All Other (except Traffic)	43	13	31	1	649	24	584	19	354	5	132	4
TOTAL GROUP B	118	31	98	5	1451	65	1211	29	496	8	307	18
GRAND TOTAL	157	51	182	19	1791	122	1819	160	660	12	810	64

Adult and Juvenile Arrests By County, City and Other

ARRESTS BY OFFENSE	Goochland		Grayson		Greene		Greenville		Halifax		Hanover	
	Adult	Juv	Adult	Juv	Adult	Juv	Adult	Juv	Adult	Juv	Adult	Juv
Murder	1	0	0	0	0	0	0	0	3	0	2	0
Manslaughter	0	0	0	0	0	0	0	0	0	0	1	1
Kidnaping	0	0	3	0	1	0	0	0	1	0	6	0
Sex Offenses, Forcible	1	0	7	0	0	0	1	0	3	0	22	5
Robbery	0	0	0	0	1	0	0	0	5	1	13	1
Aggravated Assault	23	1	18	1	3	1	6	0	23	5	16	5
Simple Assault/Intimidation	0	0	89	8	40	5	2	0	175	4	244	65
Arson	0	0	0	0	0	2	0	0	1	0	4	1
Extortion/Blackmail	0	0	0	0	0	0	0	0	0	0	3	0
Burglary	7	2	13	3	0	2	1	0	13	0	34	20
Larceny	4	0	27	2	5	5	0	0	89	35	276	99
Motor Vehicle Theft	5	0	5	0	2	0	0	0	1	0	4	6
Counterfeiting/Forgery	1	0	3	0	0	0	1	0	13	0	39	2
Fraud	0	0	2	0	1	0	0	0	2	0	57	3
Embezzlement	1	0	0	0	0	0	0	0	8	0	21	12
Stolen Property	0	0	2	0	0	0	0	0	0	0	19	5
Vandalism	12	4	11	0	2	1	0	0	16	1	38	19
Drug/Narcotic Offenses	9	7	71	0	24	2	12	0	115	9	419	131
Sex Offenses, Nonforcible	0	0	0	0	0	0	0	0	0	0	4	0
Pornography	0	0	0	0	0	0	0	0	0	0	0	0
Gambling	0	0	0	0	0	0	0	0	0	0	0	0
Prostitution	0	0	0	0	0	0	0	0	0	0	0	0
Bribery	1	0	0	0	0	0	0	0	0	0	2	0
Weapon Law Violations	3	0	6	0	4	2	0	0	17	1	46	4
TOTAL GROUP A	68	14	257	14	83	20	23	0	485	56	1270	379
Bad Checks	2	0	10	0	0	0	0	0	23	0	24	0
Curfew/Loitering/Vagrancy	0	0	0	0	0	0	0	0	0	0	0	1
Disorderly Conduct	0	1	2	2	5	2	0	0	12	1	16	28
Driving Under Influence	51	1	43	0	65	3	33	0	152	2	226	8
Drunkenness	14	0	41	0	20	0	10	0	76	0	201	5
Family Offenses, Nonforcible	0	0	3	0	2	0	2	0	0	0	4	0
Liquor Laws Violations	14	2	4	0	3	3	0	0	9	4	107	55
Peeping Tom	0	0	0	0	0	0	0	0	0	0	0	0
Runaway	0	0	0	0	0	0	0	0	0	0	0	0
Trespass of Real Property	9	1	17	0	7	0	0	0	29	3	28	25
Conspiracy	0	0	0	0	0	0	0	0	0	0	3	0
All Other (except Traffic)	154	5	106	40	11	2	25	0	381	10	335	39
TOTAL GROUP B	244	10	226	42	113	10	70	0	682	20	944	161
GRAND TOTAL	312	24	483	56	196	30	93	0	1167	76	2214	540

Adult and Juvenile Arrests By County, City and Other

ARRESTS BY OFFENSE	Henrico		Henry		Highland		Isle of Wight		James City		King & Queen	
	Adult	Juv	Adult	Juv	Adult	Juv	Adult	Juv	Adult	Juv	Adult	Juv
Murder	17	2	5	0	0	0	0	0	0	0	0	0
Manslaughter	0	0	0	0	0	0	0	0	0	0	0	0
Kidnaping	6	1	5	0	0	0	3	0	3	0	0	0
Sex Offenses, Forcible	11	5	11	2	0	0	3	1	14	2	0	0
Robbery	93	23	21	0	0	0	6	7	9	1	0	0
Aggravated Assault	143	45	60	8	0	0	12	1	23	4	0	0
Simple Assault/Intimidation	1172	310	349	32	0	0	109	7	280	91	0	0
Arson	5	20	5	1	0	0	0	1	2	1	0	0
Extortion/Blackmail	1	0	0	0	0	0	0	0	0	0	0	0
Burglary	158	89	42	10	0	0	2	1	22	12	0	0
Larceny	1280	444	117	10	0	0	58	13	90	37	0	0
Motor Vehicle Theft	37	47	10	3	0	0	4	0	0	0	0	0
Counterfeiting/Forgery	84	2	33	1	0	0	5	0	16	0	0	0
Fraud	113	2	12	0	0	0	12	0	19	0	0	0
Embezzlement	34	1	15	0	0	0	4	0	22	14	0	0
Stolen Property	29	11	3	0	2	0	4	0	8	2	0	0
Vandalism	83	84	39	9	0	0	11	1	54	23	0	0
Drug/Narcotic Offenses	987	169	79	7	3	0	48	11	127	52	3	0
Sex Offenses, Nonforcible	4	2	2	0	0	0	0	0	1	2	0	0
Pornography	1	0	1	0	0	0	0	0	0	0	0	0
Gambling	0	0	0	0	0	0	0	0	0	0	0	0
Prostitution	10	0	0	0	0	0	0	0	0	0	0	0
Bribery	1	0	0	0	0	0	0	0	0	0	0	0
Weapon Law Violations	134	48	25	3	0	0	16	2	9	10	0	0
TOTAL GROUP A	4403	1305	834	86	5	0	297	45	699	251	3	0
Bad Checks	38	0	35	0	0	0	20	0	21	0	0	0
Curfew/Loitering/Vagrancy	3	76	0	0	0	0	0	2	0	17	0	0
Disorderly Conduct	126	208	17	7	0	0	7	0	9	32	0	0
Driving Under Influence	1058	4	153	3	7	0	142	2	9	0	4	0
Drunkenness	934	4	288	3	0	0	35	1	7	1	0	0
Family Offenses, Nonforcible	31	1	4	0	0	0	4	0	5	0	0	0
Liquor Laws Violations	160	79	6	5	1	1	9	2	50	18	0	0
Peeping Tom	2	0	0	0	0	0	0	0	0	0	0	0
Runaway	0	496	0	31	0	0	0	0	0	0	0	0
Trespass of Real Property	248	48	14	1	0	0	26	1	16	12	0	0
Conspiracy	10	2	0	0	0	0	1	0	0	1	0	0
All Other (except Traffic)	3146	189	561	35	1	2	164	8	122	39	3	0
TOTAL GROUP B	5756	1107	1078	85	9	3	408	16	239	120	7	0
GRAND TOTAL	10159	2412	1912	171	14	3	705	61	938	371	10	0

Adult and Juvenile Arrests By County, City and Other

ARRESTS BY OFFENSE	King George		King William		Lancaster		Lee		Loudoun		Louisa	
	Adult	Juv	Adult	Juv	Adult	Juv	Adult	Juv	Adult	Juv	Adult	Juv
Murder	1	0	0	0	0	0	2	0	2	0	0	0
Manslaughter	0	0	0	0	0	0	0	0	1	0	0	0
Kidnaping	1	0	0	0	0	0	2	0	8	1	2	0
Sex Offenses, Forcible	1	0	1	2	1	1	8	0	14	5	2	1
Robbery	1	0	3	0	0	0	1	0	11	2	0	0
Aggravated Assault	7	3	1	1	0	0	30	0	41	7	9	0
Simple Assault/Intimidation	81	7	82	4	35	2	176	0	456	50	71	2
Arson	0	0	0	0	0	0	2	0	2	1	1	0
Extortion/Blackmail	0	0	0	0	0	0	0	0	0	0	0	0
Burglary	6	2	3	0	1	1	18	0	44	16	2	2
Larceny	33	9	16	7	8	2	98	0	346	73	19	2
Motor Vehicle Theft	4	2	4	2	1	0	6	0	45	8	0	0
Counterfeiting/Forgery	4	0	5	0	1	0	11	0	44	0	3	0
Fraud	2	1	1	0	3	0	1	0	112	0	0	0
Embezzlement	1	0	0	0	1	0	1	0	66	3	0	0
Stolen Property	3	1	3	1	1	0	0	0	14	1	0	0
Vandalism	5	4	2	6	2	0	20	0	34	8	2	2
Drug/Narcotic Offenses	98	8	54	14	6	0	84	1	210	29	34	1
Sex Offenses, Nonforcible	0	0	0	0	0	0	0	0	1	0	0	0
Pornography	0	0	0	0	0	0	0	0	0	0	0	0
Gambling	0	0	0	0	0	0	0	0	0	0	0	0
Prostitution	0	0	0	0	0	0	0	0	0	0	0	0
Bribery	0	0	0	0	0	0	0	0	3	0	0	0
Weapon Law Violations	11	2	8	0	2	0	0	0	46	11	3	0
TOTAL GROUP A	259	39	183	37	62	6	460	1	1500	215	148	10
Bad Checks	50	0	0	0	30	0	29	0	68	0	0	0
Curfew/Loitering/Vagrancy	0	0	0	0	0	0	0	0	10	38	0	0
Disorderly Conduct	17	14	2	0	3	1	6	0	26	6	3	2
Driving Under Influence	119	0	68	0	15	1	119	0	773	13	64	1
Drunkenness	63	2	21	1	13	0	170	0	715	6	15	0
Family Offenses, Nonforcible	3	0	1	0	0	0	1	0	0	0	0	0
Liquor Laws Violations	12	6	14	2	4	1	10	1	164	60	8	1
Peeping Tom	0	0	0	0	0	0	0	0	1	0	0	0
Runaway	0	4	0	0	0	0	0	0	0	133	0	0
Trespass of Real Property	15	0	3	0	1	0	19	0	162	5	3	1
Conspiracy	0	0	0	0	0	0	1	0	1	0	0	0
All Other (except Traffic)	215	15	54	4	25	1	446	1	2002	245	31	0
TOTAL GROUP B	494	41	163	7	91	4	801	2	3922	506	124	5
GRAND TOTAL	753	80	346	44	153	10	1261	3	5422	721	272	15

Adult and Juvenile Arrests By County, City and Other

ARRESTS BY OFFENSE	Lunenburg		Madison		Mathews		Mecklenburg		Middlesex		Montgomery	
	Adult	Juv	Adult	Juv	Adult	Juv	Adult	Juv	Adult	Juv	Adult	Juv
Murder	0	0	0	0	0	0	3	0	0	0	2	0
Manslaughter	0	0	0	0	0	0	0	0	0	0	0	0
Kidnaping	0	0	0	0	0	0	1	0	0	0	3	0
Sex Offenses, Forcible	3	1	0	3	0	1	5	3	0	0	14	0
Robbery	0	0	1	0	1	0	3	2	2	0	2	7
Aggravated Assault	7	1	2	0	2	0	25	3	0	0	32	5
Simple Assault/Intimidation	51	7	61	3	39	5	105	18	12	0	253	12
Arson	0	0	0	0	0	0	0	0	0	0	5	1
Extortion/Blackmail	0	1	0	0	0	0	0	0	0	0	0	0
Burglary	9	2	2	2	2	1	11	1	0	0	42	5
Larceny	17	0	3	0	5	1	50	13	0	0	170	89
Motor Vehicle Theft	1	0	0	0	2	2	3	5	1	0	7	0
Counterfeiting/Forgery	3	0	0	0	0	0	14	0	0	0	12	0
Fraud	1	0	0	0	1	0	3	0	0	0	22	0
Embezzlement	0	0	0	0	0	0	1	0	0	0	15	0
Stolen Property	0	0	0	0	0	0	2	1	0	0	15	0
Vandalism	2	1	6	1	2	0	13	19	0	0	51	4
Drug/Narcotic Offenses	28	11	19	2	5	2	63	10	17	0	185	14
Sex Offenses, Nonforcible	2	0	0	0	0	0	1	0	0	0	0	0
Pornography	0	0	0	0	0	0	0	0	0	0	0	0
Gambling	0	0	0	0	0	0	0	0	0	0	0	0
Prostitution	0	0	0	0	0	0	0	0	0	0	0	0
Bribery	0	0	0	0	0	0	0	0	0	0	0	0
Weapon Law Violations	4	1	3	0	2	0	8	0	1	0	36	3
TOTAL GROUP A	128	25	97	11	61	12	311	75	33	0	866	140
Bad Checks	127	0	7	0	4	0	20	0	0	0	186	0
Curfew/Loitering/Vagrancy	0	0	0	0	0	0	0	1	0	0	0	0
Disorderly Conduct	10	18	1	0	0	3	13	1	2	0	43	11
Driving Under Influence	33	2	42	0	30	2	180	1	33	0	434	8
Drunkenness	6	0	31	0	14	0	85	2	43	0	706	5
Family Offenses, Nonforcible	0	0	0	0	1	0	1	0	0	0	2	0
Liquor Laws Violations	2	2	2	0	2	1	10	1	4	0	175	27
Peeping Tom	0	0	0	0	0	0	0	0	0	0	0	0
Runaway	0	0	0	1	0	0	0	2	0	0	0	0
Trespass of Real Property	9	4	1	0	0	0	6	2	0	0	89	6
Conspiracy	0	0	0	0	0	0	0	0	0	0	2	0
All Other (except Traffic)	162	9	95	1	22	0	142	13	4	2	1070	28
TOTAL GROUP B	349	35	179	2	73	6	457	23	86	2	2707	85
GRAND TOTAL	477	60	276	13	134	18	768	98	119	2	3573	225

Adult and Juvenile Arrests By County, City and Other

ARRESTS BY OFFENSE	Nelson		New Kent		Northampton		Northumberland		Nottoway		Orange	
	Adult	Juv	Adult	Juv	Adult	Juv	Adult	Juv	Adult	Juv	Adult	Juv
Murder	0	0	0	0	0	0	1	0	0	0	0	0
Manslaughter	0	0	0	0	0	0	1	0	0	0	0	0
Kidnaping	0	0	0	0	3	0	1	0	1	0	1	0
Sex Offenses, Forcible	0	0	0	0	2	2	4	0	0	0	1	0
Robbery	0	0	0	0	3	1	0	0	1	0	3	0
Aggravated Assault	7	0	2	0	18	1	6	0	5	0	7	2
Simple Assault/Intimidation	31	0	49	7	95	11	84	4	63	2	86	2
Arson	1	0	0	0	0	0	0	0	0	0	0	0
Extortion/Blackmail	0	0	0	0	0	0	0	0	0	0	0	0
Burglary	1	0	0	2	11	0	4	1	9	0	2	1
Larceny	17	1	2	4	20	3	24	3	24	3	24	6
Motor Vehicle Theft	3	0	1	0	3	2	6	2	2	0	1	0
Counterfeiting/Forgery	0	0	1	0	4	1	11	0	6	0	1	0
Fraud	3	0	0	0	4	0	8	0	1	0	7	0
Embezzlement	0	0	1	0	3	0	1	0	1	0	0	0
Stolen Property	0	0	1	0	1	1	0	0	3	0	0	0
Vandalism	1	0	5	1	9	0	7	0	8	0	6	0
Drug/Narcotic Offenses	28	2	16	1	66	0	40	3	38	0	75	5
Sex Offenses, Nonforcible	0	0	0	0	1	0	0	0	0	0	0	0
Pornography	0	0	0	0	0	0	0	0	0	0	0	0
Gambling	0	0	0	0	0	0	0	0	0	0	0	0
Prostitution	0	0	0	0	0	0	0	0	0	0	0	0
Bribery	0	0	0	0	0	0	0	0	0	0	0	0
Weapon Law Violations	6	1	7	0	11	2	3	0	7	0	8	1
TOTAL GROUP A	98	4	85	15	254	24	201	13	169	5	222	17
Bad Checks	5	0	4	0	13	0	52	0	53	0	3	0
Curfew/Loitering/Vagrancy	0	0	0	0	0	0	0	0	0	0	0	0
Disorderly Conduct	4	1	3	0	4	0	2	0	6	0	9	1
Driving Under Influence	26	0	64	0	50	0	53	0	49	0	117	0
Drunkenness	7	0	17	0	66	0	46	0	20	0	70	0
Family Offenses, Nonforcible	0	0	0	0	1	0	4	0	6	0	0	0
Liquor Laws Violations	3	3	3	0	12	0	12	3	2	0	6	0
Peeping Tom	0	0	0	0	1	0	0	0	0	0	0	0
Runaway	0	0	0	0	0	0	0	0	0	0	0	0
Trespass of Real Property	1	0	12	1	13	0	3	0	20	2	9	1
Conspiracy	1	0	0	0	0	0	0	0	3	0	4	0
All Other (except Traffic)	25	0	133	6	101	4	249	15	156	3	101	7
TOTAL GROUP B	72	4	236	7	261	4	421	18	315	5	319	9
GRAND TOTAL	170	8	321	22	515	28	622	31	484	10	541	26

Adult and Juvenile Arrests By County, City and Other

ARRESTS BY OFFENSE	Page		Patrick		Pittsylvania		Powhatan		Prince Edward		Prince George	
	Adult	Juv	Adult	Juv	Adult	Juv	Adult	Juv	Adult	Juv	Adult	Juv
Murder	0	0	2	0	0	0	0	0	1	0	0	0
Manslaughter	0	0	0	0	0	0	0	0	0	0	0	0
Kidnaping	0	0	1	0	10	0	1	0	0	0	1	0
Sex Offenses, Forcible	1	0	8	1	5	1	1	0	7	0	4	2
Robbery	0	0	4	0	3	2	0	0	0	0	3	4
Aggravated Assault	5	0	6	1	23	2	1	0	5	0	13	1
Simple Assault/Intimidation	37	0	81	3	332	11	48	0	84	0	51	12
Arson	0	0	0	1	1	0	0	0	1	0	0	0
Extortion/Blackmail	0	0	0	0	0	0	0	0	0	0	0	0
Burglary	0	0	35	5	25	3	7	1	2	0	0	0
Larceny	7	0	27	1	43	3	9	0	12	0	15	1
Motor Vehicle Theft	0	0	10	1	3	2	3	0	0	0	2	2
Counterfeiting/Forgery	0	0	16	1	4	0	2	0	6	0	1	3
Fraud	3	0	2	0	4	0	2	0	17	0	24	0
Embezzlement	0	0	1	0	0	0	1	0	3	0	1	1
Stolen Property	0	1	0	0	1	0	0	0	1	0	5	1
Vandalism	1	2	19	5	21	1	5	0	6	0	7	1
Drug/Narcotic Offenses	59	1	45	4	42	6	32	0	17	0	113	8
Sex Offenses, Nonforcible	1	0	16	0	1	0	1	0	0	0	0	0
Pornography	0	0	0	0	1	0	0	0	0	0	0	0
Gambling	0	0	0	0	0	0	0	0	0	0	0	0
Prostitution	0	0	0	0	0	0	0	0	1	0	0	0
Bribery	0	0	0	0	0	0	0	0	0	0	0	0
Weapon Law Violations	12	0	8	1	21	0	2	0	9	0	9	3
TOTAL GROUP A	126	4	281	24	540	31	115	1	172	0	249	39
Bad Checks	1	0	71	0	81	0	18	0	48	0	1	0
Curfew/Loitering/Vagrancy	0	0	0	0	0	0	0	0	0	0	0	24
Disorderly Conduct	5	0	5	1	13	1	0	0	4	0	6	4
Driving Under Influence	73	3	28	0	138	3	66	2	40	0	76	0
Drunkenness	37	0	62	0	47	1	6	0	22	0	36	3
Family Offenses, Nonforcible	0	0	1	0	8	0	0	0	1	0	3	0
Liquor Laws Violations	2	2	0	0	17	5	3	0	12	0	10	2
Peeping Tom	0	0	1	0	0	0	0	0	0	0	0	0
Runaway	0	0	0	0	0	0	0	0	0	0	0	0
Trespass of Real Property	3	0	9	0	41	1	7	0	12	0	10	0
Conspiracy	2	0	0	0	1	0	0	0	0	0	0	0
All Other (except Traffic)	32	1	191	6	412	6	37	6	143	2	90	16
TOTAL GROUP B	155	6	368	7	758	17	137	8	282	2	232	49
GRAND TOTAL	281	10	649	31	1298	48	252	9	454	2	481	88

Adult and Juvenile Arrests By County, City and Other

ARRESTS BY OFFENSE	Prince William		Pulaski		Rappahannock		Richmond		Roanoke		Rockbridge	
	Adult	Juv	Adult	Juv	Adult	Juv	Adult	Juv	Adult	Juv	Adult	Juv
Murder	10	0	0	0	0	0	0	0	1	0	0	0
Manslaughter	0	0	0	0	0	0	0	0	0	0	0	0
Kidnaping	32	3	0	0	0	0	0	0	13	0	4	0
Sex Offenses, Forcible	25	21	6	1	0	0	2	0	10	3	4	1
Robbery	71	8	5	3	0	0	0	0	2	0	0	0
Aggravated Assault	165	43	23	4	2	0	8	0	21	6	6	0
Simple Assault/Intimidation	1109	259	133	18	16	0	22	0	398	60	78	8
Arson	2	4	0	2	0	0	0	0	1	0	1	0
Extortion/Blackmail	0	1	0	0	0	0	0	0	0	0	0	0
Burglary	97	46	9	2	0	0	1	2	28	1	4	2
Larceny	968	157	165	9	1	0	14	3	212	31	41	7
Motor Vehicle Theft	55	26	1	0	0	1	2	0	25	1	4	0
Counterfeiting/Forgery	104	3	33	0	0	0	1	0	31	2	2	1
Fraud	167	5	10	1	0	0	2	1	57	1	1	0
Embezzlement	84	7	5	0	0	0	2	0	16	0	3	0
Stolen Property	61	17	6	0	0	0	0	0	1	0	0	0
Vandalism	95	95	12	2	0	0	6	1	20	12	7	2
Drug/Narcotic Offenses	1248	161	140	13	9	1	9	1	331	24	52	3
Sex Offenses, Nonforcible	10	3	1	1	0	0	0	0	1	0	1	0
Pornography	1	0	0	0	0	0	0	0	4	2	0	1
Gambling	0	0	0	0	0	0	0	0	0	0	0	0
Prostitution	5	0	0	0	0	0	0	0	0	0	0	0
Bribery	1	0	0	0	0	0	0	0	0	0	0	0
Weapon Law Violations	85	43	11	2	1	0	1	0	24	5	9	0
TOTAL GROUP A	4395	902	560	58	29	2	70	8	1196	148	217	25
Bad Checks	37	0	102	0	5	0	22	0	39	1	21	0
Curfew/Loitering/Vagrancy	2	93	0	0	0	0	0	0	0	0	0	0
Disorderly Conduct	59	60	34	0	0	0	8	2	23	7	6	4
Driving Under Influence	1227	9	106	1	28	1	22	0	114	2	113	2
Drunkenness	349	17	182	0	14	0	13	0	99	4	52	1
Family Offenses, Nonforcible	15	0	8	0	0	0	0	0	4	0	1	0
Liquor Laws Violations	31	15	7	0	9	3	9	1	20	17	19	6
Peeping Tom	1	1	0	0	0	0	0	0	1	1	0	0
Runaway	0	838	0	0	0	0	0	0	0	4	0	0
Trespass of Real Property	29	18	34	1	3	0	1	0	12	2	17	0
Conspiracy	0	0	1	0	0	0	0	0	0	0	0	0
All Other (except Traffic)	796	112	776	32	20	0	82	7	1047	53	101	2
TOTAL GROUP B	2546	1163	1250	34	79	4	157	10	1359	91	330	15
GRAND TOTAL	6941	2065	1810	92	108	6	227	18	2555	239	547	40

Adult and Juvenile Arrests By County, City and Other

ARRESTS BY OFFENSE	Rockingham		Russell		Scott		Shenandoah		Smyth		Southampton	
	Adult	Juv	Adult	Juv	Adult	Juv	Adult	Juv	Adult	Juv	Adult	Juv
Murder	0	0	1	0	2	0	0	0	0	0	0	0
Manslaughter	0	0	0	0	0	0	0	0	0	0	0	0
Kidnaping	4	0	5	0	3	0	0	0	3	0	0	0
Sex Offenses, Forcible	3	1	9	1	5	0	0	0	6	1	1	0
Robbery	0	0	7	0	2	0	3	1	0	0	1	0
Aggravated Assault	9	2	37	0	32	1	10	2	19	2	5	0
Simple Assault/Intimidation	75	5	268	1	138	1	164	19	286	12	36	0
Arson	0	0	3	0	4	0	0	1	2	1	0	0
Extortion/Blackmail	0	0	0	0	0	0	0	0	0	0	0	0
Burglary	10	4	20	0	16	0	6	0	13	2	1	0
Larceny	41	10	122	12	41	1	66	13	109	15	6	0
Motor Vehicle Theft	1	0	6	0	7	1	0	0	8	2	1	0
Counterfeiting/Forgery	13	1	28	1	9	0	9	1	28	0	2	0
Fraud	14	0	14	0	6	0	13	0	25	0	3	0
Embezzlement	4	1	2	0	0	0	4	0	6	0	0	0
Stolen Property	4	0	2	1	2	0	1	0	2	0	1	0
Vandalism	19	19	29	2	24	0	9	9	36	6	4	0
Drug/Narcotic Offenses	151	9	40	0	26	2	157	11	184	1	30	0
Sex Offenses, Nonforcible	0	0	0	0	0	0	0	0	2	0	0	0
Pornography	0	0	0	0	0	0	1	0	0	0	0	0
Gambling	0	0	0	0	0	0	0	0	0	0	0	0
Prostitution	0	0	0	0	0	0	0	0	0	0	0	0
Bribery	0	0	0	0	0	0	0	0	0	0	0	0
Weapon Law Violations	10	1	6	0	11	0	6	2	22	1	9	0
TOTAL GROUP A	358	53	599	18	328	6	449	59	751	43	100	0
Bad Checks	138	0	59	0	28	0	86	0	47	0	8	0
Curfew/Loitering/Vagrancy	0	3	0	0	0	0	0	1	0	0	1	0
Disorderly Conduct	22	2	10	0	5	0	61	1	10	2	3	0
Driving Under Influence	293	6	64	0	57	0	136	2	154	2	51	2
Drunkenness	210	1	132	0	71	0	134	1	231	0	19	0
Family Offenses, Nonforcible	2	0	9	0	0	0	0	0	18	1	2	0
Liquor Laws Violations	66	16	5	1	0	0	64	14	42	14	0	0
Peeping Tom	0	0	0	0	0	0	0	0	0	0	0	0
Runaway	0	0	0	0	0	0	0	0	0	1	0	0
Trespass of Real Property	21	5	19	0	23	0	22	8	21	3	6	0
Conspiracy	0	0	5	0	0	0	0	0	1	0	1	0
All Other (except Traffic)	1187	158	440	19	198	1	668	87	323	44	256	1
TOTAL GROUP B	1939	191	743	20	382	1	1171	114	847	67	347	3
GRAND TOTAL	2297	244	1342	38	710	7	1620	173	1598	110	447	3

Adult and Juvenile Arrests By County, City and Other

ARRESTS BY OFFENSE	Spotsylvania		Stafford		Surry		Sussex		Tazewell		Warren	
	Adult	Juv	Adult	Juv	Adult	Juv	Adult	Juv	Adult	Juv	Adult	Juv
Murder	4	1	5	0	1	0	1	0	0	0	0	0
Manslaughter	0	0	0	0	0	0	0	0	0	0	0	0
Kidnaping	3	0	7	0	1	0	0	0	5	0	0	0
Sex Offenses, Forcible	10	5	17	12	1	1	1	0	11	0	7	0
Robbery	4	2	10	5	1	0	0	0	5	1	4	0
Aggravated Assault	27	7	38	15	10	1	8	0	29	2	17	0
Simple Assault/Intimidation	375	53	382	129	39	5	44	5	136	14	152	1
Arson	0	0	0	6	0	0	1	1	0	1	1	0
Extortion/Blackmail	0	0	1	0	0	0	0	0	0	0	0	0
Burglary	4	3	21	18	4	4	0	2	63	6	8	0
Larceny	164	29	199	84	17	1	18	5	270	62	59	4
Motor Vehicle Theft	0	0	25	16	0	0	4	0	16	2	6	1
Counterfeiting/Forgery	9	1	30	1	3	0	3	0	72	4	6	0
Fraud	13	1	71	5	4	0	1	0	64	0	16	0
Embezzlement	21	3	16	1	2	0	0	0	1	0	5	0
Stolen Property	5	4	10	1	2	0	0	0	1	0	1	0
Vandalism	36	9	62	49	3	0	7	3	31	123	10	0
Drug/Narcotic Offenses	443	44	473	76	5	5	45	0	261	11	126	1
Sex Offenses, Nonforcible	0	0	1	0	0	0	1	0	3	0	1	0
Pornography	0	0	8	2	0	0	0	0	1	0	0	0
Gambling	0	0	0	0	0	0	0	0	0	0	0	0
Prostitution	0	0	1	0	0	0	0	0	0	0	0	0
Bribery	0	0	0	0	0	0	0	0	1	0	0	0
Weapon Law Violations	41	12	50	18	2	2	5	0	27	1	5	0
TOTAL GROUP A	1159	174	1427	438	95	19	139	16	997	227	424	7
Bad Checks	96	0	179	0	3	0	1	0	1	0	68	0
Curfew/Loitering/Vagrancy	0	0	0	0	0	0	0	0	2	0	0	8
Disorderly Conduct	14	23	40	29	1	0	9	3	8	3	21	0
Driving Under Influence	261	0	562	6	27	1	93	0	180	4	106	3
Drunkenness	215	2	253	7	3	0	20	0	243	4	240	6
Family Offenses, Nonforcible	12	0	16	0	2	0	0	0	4	0	25	0
Liquor Laws Violations	44	32	95	60	0	0	12	0	27	7	15	10
Peeping Tom	0	0	1	2	0	0	0	0	1	0	1	0
Runaway	0	0	0	116	0	2	0	1	0	2	0	64
Trespass of Real Property	40	3	46	11	20	4	13	0	41	2	43	4
Conspiracy	0	0	0	2	0	0	2	0	0	1	1	0
All Other (except Traffic)	683	69	1952	160	68	4	153	3	218	27	508	36
TOTAL GROUP B	1365	129	3144	393	124	11	303	7	725	50	1028	131
GRAND TOTAL	2524	303	4571	831	219	30	442	23	1722	277	1452	138

Adult and Juvenile Arrests By County, City and Other

ARRESTS BY OFFENSE	Washington		Westmoreland		Wise		Wythe		York		Total County	
	Adult	Juv	Adult	Juv	Adult	Juv	Adult	Juv	Adult	Juv	Adult	Juv
Murder	2	0	0	1	1	0	0	2	0	0	101	8
Manslaughter	0	0	0	0	1	0	0	0	0	0	5	1
Kidnaping	7	0	3	0	3	0	1	0	12	1	320	13
Sex Offenses, Forcible	7	4	3	0	13	1	7	1	6	4	530	173
Robbery	2	0	0	0	4	0	2	0	3	1	521	118
Aggravated Assault	53	1	17	0	41	1	20	2	21	1	1934	305
Simple Assault/Intimidation	190	18	98	4	374	44	87	7	138	24	15640	2898
Arson	4	0	0	0	4	0	0	2	1	6	90	78
Extortion/Blackmail	1	0	0	0	0	0	0	0	0	0	13	2
Burglary	31	6	9	2	32	0	4	0	11	6	1433	591
Larceny	238	7	22	1	161	4	71	2	92	9	9338	2543
Motor Vehicle Theft	7	0	7	1	8	1	4	1	6	0	537	189
Counterfeiting/Forgery	146	1	2	0	13	0	7	0	6	0	1515	44
Fraud	25	1	1	0	12	0	8	0	36	0	1703	49
Embezzlement	4	0	2	0	3	0	4	0	22	0	799	57
Stolen Property	6	2	2	0	11	0	4	1	5	7	401	80
Vandalism	25	2	11	1	50	7	13	2	12	5	1728	889
Drug/Narcotic Offenses	106	8	51	0	89	6	240	6	371	19	11980	1492
Sex Offenses, Nonforcible	0	0	0	0	0	0	0	0	1	0	93	13
Pornography	1	0	0	0	0	0	0	0	0	0	39	10
Gambling	0	0	0	0	0	0	0	0	0	0	5	0
Prostitution	0	0	0	0	1	0	1	0	0	0	121	2
Bribery	0	0	0	0	0	0	0	0	0	0	11	0
Weapon Law Violations	19	1	3	2	13	2	18	2	8	4	1374	352
TOTAL GROUP A	874	51	231	12	834	66	491	28	751	87	50231	9907
Bad Checks	41	1	41	0	109	0	89	0	24	0	4467	6
Curfew/Loitering/Vagrancy	0	0	0	0	0	0	0	0	0	0	41	617
Disorderly Conduct	11	3	11	5	47	30	5	5	2	0	1832	921
Driving Under Influence	116	5	71	2	364	5	213	0	192	1	15233	171
Drunkenness	280	4	32	1	538	6	219	1	67	1	11109	149
Family Offenses, Nonforcible	5	0	6	0	2	0	5	0	5	0	445	4
Liquor Laws Violations	6	2	15	3	58	5	11	1	24	4	2069	799
Peeping Tom	0	0	0	0	0	0	0	0	0	0	30	5
Runaway	0	0	0	0	0	0	0	0	0	1	0	2624
Trespass of Real Property	29	0	12	0	66	3	23	0	5	0	2362	404
Conspiracy	2	1	3	0	0	0	8	0	0	0	87	7
All Other (except Traffic)	228	106	189	8	1029	30	348	12	46	6	35931	2610
TOTAL GROUP B	718	122	380	19	2213	79	921	19	365	13	73606	8317
GRAND TOTAL	1592	173	611	31	3047	145	1412	47	1116	100	123837	18224

Adult and Juvenile Arrests By County, City and Other

ARRESTS BY OFFENSE	Alexandria		Bedford		Bristol		Buena Vista		Charlottesville		Chesapeake	
	Adult	Juv	Adult	Juv	Adult	Juv	Adult	Juv	Adult	Juv	Adult	Juv
Murder	0	0	0	0	1	0	0	0	2	0	3	0
Manslaughter	0	0	0	0	0	0	0	0	0	2	0	0
Kidnaping	1	0	3	0	1	0	0	0	7	0	37	7
Sex Offenses, Forcible	5	1	1	1	8	2	4	0	9	0	26	4
Robbery	30	10	2	0	6	1	0	0	6	0	43	4
Aggravated Assault	60	15	8	0	40	0	5	1	37	1	160	22
Simple Assault/Intimidation	387	73	102	17	163	3	15	1	323	13	1141	61
Arson	0	2	1	0	0	2	0	0	0	0	3	1
Extortion/Blackmail	2	2	0	0	0	0	0	0	0	0	0	0
Burglary	31	13	2	3	23	2	2	3	23	9	117	19
Larceny	242	84	10	10	120	5	1	5	117	19	777	80
Motor Vehicle Theft	10	4	1	0	4	0	2	2	1	0	31	6
Counterfeiting/Forgery	14	0	26	0	46	5	0	0	21	0	89	1
Fraud	59	3	13	0	10	1	1	0	24	1	105	0
Embezzlement	27	2	4	0	5	0	0	0	13	0	56	0
Stolen Property	5	2	0	0	6	0	0	0	5	4	43	8
Vandalism	40	29	8	1	13	13	0	0	36	0	18	0
Drug/Narcotic Offenses	124	9	26	10	112	3	3	1	236	18	1045	107
Sex Offenses, Nonforcible	0	0	1	0	1	0	0	0	0	0	1	0
Pornography	0	0	0	0	0	0	0	0	0	0	1	0
Gambling	40	0	0	0	0	0	0	0	0	0	2	0
Prostitution	0	0	1	0	0	0	0	0	0	0	6	0
Bribery	1	0	0	0	0	0	0	0	0	0	0	0
Weapon Law Violations	12	8	11	3	18	1	0	0	28	2	72	16
TOTAL GROUP A	1090	257	220	45	577	38	33	13	888	69	3776	336
Bad Checks	23	0	106	0	13	0	5	0	349	0	79	0
Curfew/Loitering/Vagrancy	40	0	0	3	0	0	0	0	0	10	2	90
Disorderly Conduct	122	0	8	1	15	1	5	1	58	2	81	27
Driving Under Influence	335	2	53	0	130	0	49	0	250	2	1087	10
Drunkenness	875	2	79	0	513	2	29	0	429	2	572	2
Family Offenses, Nonforcible	8	0	1	0	4	0	0	0	2	0	36	2
Liquor Laws Violations	712	63	13	7	17	7	0	0	94	14	149	48
Peeping Tom	0	0	0	0	0	0	0	0	4	0	2	0
Runaway	0	8	0	0	0	0	0	0	0	21	0	500
Trespass of Real Property	203	17	25	4	24	3	1	0	153	7	315	20
Conspiracy	0	0	0	0	4	1	0	0	0	0	8	0
All Other (except Traffic)	454	55	99	23	724	31	61	3	1096	59	1796	211
TOTAL GROUP B	2772	147	384	38	1444	45	150	4	2435	117	4127	910
GRAND TOTAL	3862	404	604	83	2021	83	183	17	3323	186	7903	1246

Adult and Juvenile Arrests By County, City and Other

ARRESTS BY OFFENSE	Colonial Heights		Covington		Danville		Emporia		Fairfax		Falls Church	
	Adult	Juv	Adult	Juv	Adult	Juv	Adult	Juv	Adult	Juv	Adult	Juv
Murder	0	0	0	0	1	0	0	0	0	0	2	0
Manslaughter	0	0	0	0	1	0	0	0	0	0	0	0
Kidnaping	1	0	1	0	3	1	0	0	0	0	0	0
Sex Offenses, Forcible	5	2	0	0	2	0	1	0	0	0	0	0
Robbery	12	1	1	0	12	1	3	0	0	0	0	0
Aggravated Assault	16	5	6	2	27	1	14	2	0	0	2	0
Simple Assault/Intimidation	207	52	44	6	580	10	56	9	0	0	29	7
Arson	1	5	3	1	3	0	0	0	0	0	0	0
Extortion/Blackmail	0	0	0	0	1	0	0	0	0	0	0	0
Burglary	19	4	1	2	5	0	7	10	0	0	2	0
Larceny	319	176	38	8	299	10	44	32	0	0	46	9
Motor Vehicle Theft	5	4	3	1	15	0	3	0	0	0	0	0
Counterfeiting/Forgery	24	0	3	0	6	0	7	0	0	0	3	0
Fraud	25	0	2	0	30	1	10	1	0	0	8	0
Embezzlement	40	1	1	0	9	0	4	0	0	0	4	0
Stolen Property	5	7	0	0	2	0	5	1	0	0	0	1
Vandalism	42	15	5	1	53	1	7	3	0	0	2	0
Drug/Narcotic Offenses	227	32	10	5	150	3	41	5	0	0	40	4
Sex Offenses, Nonforcible	0	0	0	1	1	0	0	0	0	0	0	0
Pornography	1	0	0	0	0	0	0	0	0	0	0	0
Gambling	0	0	0	0	0	0	0	0	0	0	0	0
Prostitution	0	0	0	0	24	0	0	0	0	0	0	0
Bribery	0	0	0	0	0	0	0	0	0	0	0	0
Weapon Law Violations	14	2	4	0	62	2	4	1	0	0	2	1
TOTAL GROUP A	963	306	122	27	1286	30	206	64	0	0	140	22
Bad Checks	49	0	0	0	218	1	54	0	0	0	1	0
Curfew/Loitering/Vagrancy	0	75	0	0	2	62	0	29	0	0	0	0
Disorderly Conduct	27	17	5	0	80	16	18	4	0	0	32	0
Driving Under Influence	139	0	40	1	239	0	45	1	0	0	33	1
Drunkenness	69	3	64	0	493	3	64	1	0	0	118	10
Family Offenses, Nonforcible	3	0	0	0	0	0	3	0	0	0	0	0
Liquor Laws Violations	53	15	12	9	16	2	8	1	0	0	12	5
Peeping Tom	0	0	0	0	0	0	0	0	0	0	0	0
Runaway	0	30	0	1	0	0	0	2	0	0	0	0
Trespass of Real Property	29	16	8	0	192	13	21	6	0	0	55	0
Conspiracy	0	0	0	0	0	0	0	0	0	0	0	0
All Other (except Traffic)	847	65	33	1	1855	78	223	21	0	0	109	11
TOTAL GROUP B	1216	221	162	12	3095	175	436	65	0	0	360	27
GRAND TOTAL	2179	527	284	39	4381	205	642	129	0	0	500	49

Adult and Juvenile Arrests By County, City and Other

ARRESTS BY OFFENSE	Franklin		Fredericksburg		Galax		Hampton		Harrisonburg		Hopewell	
	Adult	Juv	Adult	Juv	Adult	Juv	Adult	Juv	Adult	Juv	Adult	Juv
Murder	1	0	1	0	0	0	15	0	1	2	2	0
Manslaughter	0	0	0	0	0	0	0	0	0	0	0	0
Kidnaping	2	0	7	0	0	0	38	2	1	0	5	1
Sex Offenses, Forcible	4	0	11	0	1	2	20	11	5	0	4	0
Robbery	8	1	13	0	0	2	50	3	7	0	6	3
Aggravated Assault	13	1	32	3	7	2	99	12	34	3	27	0
Simple Assault/Intimidation	108	3	180	5	47	4	831	74	215	10	238	0
Arson	0	0	0	0	0	0	2	0	3	0	0	0
Extortion/Blackmail	0	0	0	0	0	0	2	0	0	0	0	0
Burglary	4	1	18	0	2	2	82	17	44	2	11	5
Larceny	28	1	261	31	76	18	527	217	127	9	46	3
Motor Vehicle Theft	2	1	0	0	2	0	18	17	6	1	0	0
Counterfeiting/Forgery	2	0	26	2	11	0	50	1	12	0	5	0
Fraud	3	0	16	0	4	0	81	0	40	0	3	0
Embezzlement	2	0	29	1	0	0	54	1	14	0	4	0
Stolen Property	2	0	10	1	2	0	40	4	13	1	4	0
Vandalism	4	0	16	5	7	4	27	6	28	11	16	0
Drug/Narcotic Offenses	59	2	434	16	52	7	721	70	275	13	116	8
Sex Offenses, Nonforcible	0	0	1	0	0	0	1	0	1	0	0	0
Pornography	0	0	0	0	0	0	0	0	0	0	0	0
Gambling	0	0	0	0	0	0	0	0	0	0	0	0
Prostitution	2	0	10	1	0	0	4	0	0	0	0	0
Bribery	0	0	0	0	0	0	0	0	0	0	0	0
Weapon Law Violations	16	2	19	0	9	2	94	32	37	2	15	0
TOTAL GROUP A	260	12	1084	65	220	43	2756	467	863	54	502	20
Bad Checks	7	0	40	0	90	0	19	0	264	0	20	0
Curfew/Loitering/Vagrancy	0	2	0	0	0	5	8	283	0	0	0	47
Disorderly Conduct	11	1	66	1	29	1	8	22	20	1	19	1
Driving Under Influence	19	0	216	1	107	1	474	2	360	1	16	1
Drunkenness	36	0	598	3	185	1	672	9	66	1	92	0
Family Offenses, Nonforcible	2	0	7	0	4	0	31	0	8	0	8	0
Liquor Laws Violations	13	1	67	6	21	18	38	31	412	12	22	3
Peeping Tom	0	0	0	0	0	0	0	0	2	0	0	0
Runaway	0	0	0	0	0	0	0	542	0	1	0	0
Trespass of Real Property	19	6	110	8	22	1	254	75	58	1	27	0
Conspiracy	0	0	0	0	3	0	0	0	0	2	0	0
All Other (except Traffic)	120	2	713	52	52	10	3008	200	2324	20	266	15
TOTAL GROUP B	227	12	1817	71	513	37	4512	1164	3514	39	470	67
GRAND TOTAL	487	24	2901	136	733	80	7268	1631	4377	93	972	87

Adult and Juvenile Arrests By County, City and Other

ARRESTS BY OFFENSE	Lexington		Lynchburg		Manassas		Manassas Park		Martinsville		Newport News	
	Adult	Juv	Adult	Juv	Adult	Juv	Adult	Juv	Adult	Juv	Adult	Juv
Murder	0	0	5	0	3	0	0	0	2	0	17	2
Manslaughter	0	0	0	0	0	0	0	0	0	0	0	0
Kidnaping	0	0	18	0	4	0	1	0	2	0	40	0
Sex Offenses, Forcible	0	0	14	4	10	0	1	0	7	0	61	30
Robbery	1	0	17	1	7	0	1	0	10	1	106	42
Aggravated Assault	2	0	40	4	27	1	4	0	16	6	264	53
Simple Assault/Intimidation	8	0	755	36	174	1	33	2	215	29	1483	268
Arson	0	0	0	0	1	0	0	0	1	0	7	18
Extortion/Blackmail	0	0	0	1	0	0	0	0	0	0	3	0
Burglary	7	2	36	7	3	0	4	0	24	15	137	74
Larceny	10	0	447	84	66	2	10	5	66	15	549	259
Motor Vehicle Theft	0	0	0	0	13	0	3	1	1	1	63	50
Counterfeiting/Forgery	2	0	39	0	13	0	0	0	14	3	72	5
Fraud	1	0	62	0	21	1	0	0	13	0	115	3
Embezzlement	0	0	12	0	4	0	0	0	12	0	44	2
Stolen Property	0	0	12	4	3	1	0	0	0	0	41	24
Vandalism	6	4	37	5	6	1	3	0	23	19	137	84
Drug/Narcotic Offenses	6	0	483	37	187	9	37	3	65	6	1450	161
Sex Offenses, Nonforcible	0	0	1	0	1	0	0	0	0	0	6	0
Pornography	0	0	2	0	0	0	0	0	0	0	0	0
Gambling	0	0	0	0	1	0	0	0	0	0	0	2
Prostitution	0	0	17	0	0	0	0	0	0	0	50	0
Bribery	0	0	0	0	0	0	0	0	0	0	0	0
Weapon Law Violations	0	0	38	6	22	2	3	1	21	4	152	57
TOTAL GROUP A	43	6	2035	189	566	18	100	12	492	99	4797	1134
Bad Checks	0	0	203	0	20	0	1	0	15	0	2	0
Curfew/Loitering/Vagrancy	0	1	0	0	0	0	0	5	0	0	5	210
Disorderly Conduct	4	0	73	23	55	2	12	1	70	15	40	38
Driving Under Influence	67	0	189	3	268	0	69	0	119	2	309	9
Drunkenness	71	1	422	0	447	2	83	0	125	0	927	8
Family Offenses, Nonforcible	0	0	13	0	0	0	0	0	7	0	182	3
Liquor Laws Violations	9	2	247	5	131	14	5	5	12	5	94	56
Peeping Tom	0	0	0	0	0	0	0	0	0	0	1	0
Runaway	0	2	0	74	0	0	0	16	0	0	0	362
Trespass of Real Property	3	3	274	10	58	0	7	6	32	4	196	119
Conspiracy	0	0	0	0	0	0	0	0	0	0	0	0
All Other (except Traffic)	23	0	1697	96	609	31	131	17	445	63	534	452
TOTAL GROUP B	177	9	3118	211	1588	49	308	50	825	89	2290	1257
GRAND TOTAL	220	15	5153	400	2154	67	408	62	1317	188	7087	2391

Adult and Juvenile Arrests By County, City and Other

ARRESTS BY OFFENSE	Norfolk		Norton		Petersburg		Poquoson		Portsmouth		Radford	
	Adult	Juv	Adult	Juv	Adult	Juv	Adult	Juv	Adult	Juv	Adult	Juv
Murder	24	0	2	0	9	0	0	0	13	0	0	0
Manslaughter	0	0	0	0	0	0	0	0	0	0	0	0
Kidnaping	63	3	2	0	16	0	2	0	60	3	0	0
Sex Offenses, Forcible	41	5	0	0	13	1	0	0	23	3	39	0
Robbery	77	18	0	0	19	15	0	1	29	4	0	0
Aggravated Assault	103	20	12	0	118	12	3	1	107	9	0	0
Simple Assault/Intimidation	848	53	25	6	690	49	20	3	1120	83	0	0
Arson	1	0	1	0	5	1	0	0	4	2	0	0
Extortion/Blackmail	0	1	0	0	0	0	0	0	0	0	0	0
Burglary	79	49	3	0	51	11	13	6	73	11	0	0
Larceny	943	161	89	16	206	20	13	10	306	21	0	0
Motor Vehicle Theft	8	11	0	0	21	22	5	0	1	0	0	0
Counterfeiting/Forgery	76	1	3	0	65	0	1	0	39	2	0	0
Fraud	116	1	3	0	8	0	2	0	44	1	0	0
Embezzlement	41	1	0	0	39	0	5	0	10	0	0	0
Stolen Property	48	8	0	0	36	35	2	0	26	2	0	0
Vandalism	58	17	2	0	98	11	6	4	99	3	0	0
Drug/Narcotic Offenses	1331	55	16	4	268	23	18	5	1039	42	22	0
Sex Offenses, Nonforcible	7	1	0	0	2	1	0	0	2	0	0	0
Pornography	8	0	0	0	0	0	0	0	2	0	0	0
Gambling	3	0	0	0	3	0	0	0	8	1	0	0
Prostitution	152	0	0	0	4	0	0	0	44	0	0	0
Bribery	0	0	0	0	0	0	0	0	0	0	0	0
Weapon Law Violations	94	9	1	3	54	10	2	1	90	7	0	0
TOTAL GROUP A	4121	414	159	29	1725	211	92	31	3139	194	61	0
Bad Checks	55	0	0	0	27	0	0	0	22	0	0	0
Curfew/Loitering/Vagrancy	0	0	0	0	3	14	0	2	0	16	0	0
Disorderly Conduct	1166	117	7	6	212	28	1	0	70	10	0	0
Driving Under Influence	567	0	110	0	113	2	25	0	292	0	0	0
Drunkenness	1530	10	132	1	138	2	26	2	524	3	0	0
Family Offenses, Nonforcible	198	1	3	0	0	0	0	0	74	1	0	0
Liquor Laws Violations	776	49	24	10	67	4	10	15	37	7	0	0
Peeping Tom	2	1	0	0	1	0	0	0	1	0	0	0
Runaway	0	95	0	0	0	21	0	0	0	0	0	0
Trespass of Real Property	893	31	10	0	148	25	2	2	644	8	0	0
Conspiracy	0	0	0	0	0	0	0	0	0	0	0	0
All Other (except Traffic)	6662	1957	75	1	1797	91	23	2	2919	30	1	0
TOTAL GROUP B	11849	2261	361	18	2506	187	87	23	4583	75	1	0
GRAND TOTAL	15970	2675	520	47	4231	398	179	54	7722	269	62	0

Adult and Juvenile Arrests By County, City and Other

ARRESTS BY OFFENSE	Richmond		Roanoke		Salem		Staunton		Suffolk		Virginia Beach	
	Adult	Juv	Adult	Juv	Adult	Juv	Adult	Juv	Adult	Juv	Adult	Juv
Murder	66	1	4	1	0	0	1	0	2	0	12	0
Manslaughter	0	0	0	0	0	0	0	0	0	0	1	0
Kidnaping	91	1	27	0	0	0	2	0	30	0	38	4
Sex Offenses, Forcible	48	7	9	1	9	0	9	3	17	0	64	20
Robbery	188	28	40	15	9	0	2	0	11	1	88	30
Aggravated Assault	409	28	167	34	16	1	30	5	39	3	118	33
Simple Assault/Intimidation	1380	407	578	90	142	11	289	30	467	9	2161	586
Arson	5	9	8	0	1	0	0	0	0	0	6	29
Extortion/Blackmail	1	1	0	0	0	0	1	0	0	0	1	11
Burglary	152	33	70	21	11	2	9	4	21	1	181	83
Larceny	529	64	491	151	84	13	179	49	215	12	1121	565
Motor Vehicle Theft	116	37	44	26	26	4	4	2	0	0	56	34
Counterfeiting/Forgery	49	1	38	1	43	3	94	1	18	0	124	0
Fraud	92	3	71	0	15	0	24	12	49	0	166	1
Embezzlement	20	0	28	2	10	1	12	1	11	0	83	8
Stolen Property	27	2	7	1	3	0	3	0	18	1	45	8
Vandalism	109	49	39	13	33	22	24	5	34	0	228	132
Drug/Narcotic Offenses	1190	87	694	59	105	10	116	15	110	6	1731	259
Sex Offenses, Nonforcible	5	0	1	0	0	0	2	0	0	0	5	0
Pornography	1	0	0	0	0	0	0	1	0	0	4	0
Gambling	0	0	0	0	0	0	0	0	0	0	1	0
Prostitution	106	1	164	0	0	0	0	0	2	0	56	0
Bribery	0	0	0	0	0	0	0	0	0	0	0	0
Weapon Law Violations	136	31	59	10	17	5	19	2	39	0	174	83
TOTAL GROUP A	4720	790	2539	425	524	72	820	130	1083	33	6464	1886
Bad Checks	54	0	18	0	26	0	54	0	23	0	178	0
Curfew/Loitering/Vagrancy	0	31	0	4	0	0	0	0	1	62	42	789
Disorderly Conduct	120	110	38	86	16	8	52	18	33	5	807	197
Driving Under Influence	264	0	303	4	93	1	122	2	152	3	2238	17
Drunkenness	671	7	1633	1	135	1	201	1	65	2	3429	25
Family Offenses, Nonforcible	185	0	18	0	2	0	6	0	25	0	19	2
Liquor Laws Violations	30	0	156	4	11	2	45	27	21	3	691	228
Peeping Tom	1	0	1	0	0	0	0	0	1	0	10	0
Runaway	0	0	0	2	0	3	0	50	0	0	0	2
Trespass of Real Property	331	61	323	29	23	7	41	2	93	0	538	149
Conspiracy	1	0	1	0	0	0	0	0	0	0	0	0
All Other (except Traffic)	3208	50	765	69	520	26	131	11	836	10	9531	819
TOTAL GROUP B	4865	259	3256	199	826	48	652	111	1250	85	17483	2228
GRAND TOTAL	9585	1049	5795	624	1350	120	1472	241	2333	118	23947	4114

Adult and Juvenile Arrests By County, City and Other

ARRESTS BY OFFENSE	Waynesboro		Williamsburg		Winchester		Total City	
	Adult	Juv	Adult	Juv	Adult	Juv	Adult	Juv
Murder	1	0	1	0	0	0	191	6
Manslaughter	0	0	0	0	0	0	2	2
Kidnaping	4	0	1	0	3	2	511	24
Sex Offenses, Forcible	5	0	1	0	4	8	481	105
Robbery	0	0	2	0	8	4	814	186
Aggravated Assault	42	0	2	1	11	1	2117	282
Simple Assault/Intimidation	242	27	74	8	216	40	15586	2086
Arson	1	1	1	0	2	9	60	80
Extortion/Blackmail	0	0	0	0	0	0	11	16
Burglary	11	1	7	0	5	0	1290	412
Larceny	126	25	39	5	319	175	8886	2369
Motor Vehicle Theft	16	2	6	2	0	0	486	228
Counterfeiting/Forgery	59	1	8	1	5	1	1107	29
Fraud	22	2	14	1	26	2	1298	34
Embezzlement	15	0	3	0	8	1	623	21
Stolen Property	2	1	0	0	4	0	419	116
Vandalism	30	6	14	9	13	23	1321	496
Drug/Narcotic Offenses	84	3	86	6	426	30	13135	1133
Sex Offenses, Nonforcible	2	0	1	0	1	0	43	3
Pornography	0	0	0	0	0	0	19	1
Gambling	0	0	0	0	0	0	58	3
Prostitution	0	0	0	0	0	0	642	2
Bribery	0	0	0	0	0	0	1	0
Weapon Law Violations	28	9	13	2	22	2	1401	318
TOTAL GROUP A	690	78	273	35	1073	298	50502	7952
Bad Checks	20	0	0	0	172	0	2227	1
Curfew/Loitering/Vagrancy	0	1	0	0	0	0	103	1741
Disorderly Conduct	17	9	2	1	36	6	3435	776
Driving Under Influence	117	1	94	0	236	4	9339	71
Drunkenness	164	2	147	1	89	0	15913	108
Family Offenses, Nonforcible	10	1	2	0	22	1	883	11
Liquor Laws Violations	20	5	58	5	75	20	4178	708
Peeping Tom	0	0	0	0	0	0	26	1
Runaway	0	43	0	0	0	1	0	1776
Trespass of Real Property	16	1	8	0	41	13	5197	647
Conspiracy	0	0	0	0	1	0	18	3
All Other (except Traffic)	551	46	54	4	714	28	45006	4660
TOTAL GROUP B	915	109	365	11	1386	73	86325	10503
GRAND TOTAL	1605	187	638	46	2459	371	136827	18455

Adult and Juvenile Arrests By County, City and Other

ARRESTS BY OFFENSE	College/Univ		Other Agency		Total Other		Total State	
	Adult	Juv	Adult	Juv	Adult	Juv	Adult	Juv
Murder	0	0	0	0	0	0	292	14
Manslaughter	0	0	0	0	0	0	7	3
Kidnaping	0	0	0	0	0	0	831	37
Sex Offenses, Forcible	0	0	0	0	0	0	1011	278
Robbery	1	2	0	0	1	2	1336	306
Aggravated Assault	7	0	7	0	14	0	4065	587
Simple Assault/Intimidation	63	1	18	2	81	3	31307	4987
Arson	2	0	0	0	2	0	152	158
Extortion/Blackmail	1	0	0	0	1	0	25	18
Burglary	12	0	3	0	15	0	2738	1003
Larceny	59	6	31	0	90	6	18314	4918
Motor Vehicle Theft	2	0	4	0	6	0	1029	417
Counterfeiting/Forgery	12	0	15	0	27	0	2649	73
Fraud	8	0	15	0	23	0	3024	83
Embezzlement	6	0	2	0	8	0	1430	78
Stolen Property	1	0	2	0	3	0	823	196
Vandalism	13	1	9	0	22	1	3071	1386
Drug/Narcotic Offenses	220	7	152	5	372	12	25487	2637
Sex Offenses, Nonforcible	0	0	0	0	0	0	136	16
Pornography	0	0	0	0	0	0	58	11
Gambling	0	0	0	0	0	0	63	3
Prostitution	0	0	0	0	0	0	763	4
Bribery	0	0	0	0	0	0	12	0
Weapon Law Violations	15	0	87	4	102	4	2877	674
TOTAL GROUP A	422	17	345	11	767	28	101500	17887
Bad Checks	2	0	3	0	5	0	6699	7
Curfew/Loitering/Vagrancy	0	0	0	0	0	0	144	2358
Disorderly Conduct	75	0	27	0	102	0	5369	1697
Driving Under Influence	386	5	189	0	575	5	25147	247
Drunkenness	682	1	131	1	813	2	27835	259
Family Offenses, Nonforcible	0	0	2	0	2	0	1330	15
Liquor Laws Violations	727	34	1365	64	2092	98	8339	1605
Peeping Tom	0	0	0	0	0	0	56	6
Runaway	0	0	0	0	0	0	0	4400
Trespass of Real Property	157	3	26	1	183	4	7742	1055
Conspiracy	0	0	1	0	1	0	106	10
All Other (except Traffic)	457	6	865	39	1322	45	82259	7315
TOTAL GROUP B	2486	49	2609	105	5095	154	165026	18974
GRAND TOTAL	2908	66	2954	116	5862	182	266526	36861

