

# CRIME IN VIRGINIA

## 2009



Compiled by  
Uniform Crime Reporting Section  
Department of State Police

# CRIME IN VIRGINIA



JANUARY-DECEMBER, 2009

## Virginia Uniform Crime Reporting Program

DEPARTMENT OF STATE POLICE  
Colonel W. Steven Flaherty  
Superintendent  
RICHMOND



# Foreword

Crime is of great concern to all citizens of Virginia. By use of crime statistics, criminal justice agencies can make an informed decision concerning the most efficient and effective manner in which to dedicate their limited resources toward the reduction of crime in their communities. The Uniform Crime Reporting (UCR) Program is a system of collecting and analyzing crime statistics gathered on selected crimes by participating law enforcement agencies throughout the Commonwealth. We acknowledge the efforts made by these agencies in making this report accurate and concise.

All information in this report uses an incident based reporting format. The Incident Based Reporting (IBR) central repository went into production in January 1994. At that time all contributing agencies were given five years to convert their summary system into an incident based system. All agencies have now completed this process and we are no longer accepting summary hard copy reports. In the section, "Group A Offenses By Contributing Agencies," if the agency did not submit an entire year of data, the footnote beside the agency's name represents the number of months of submission. The statewide population for this publication (7,882,590) is a 2009 provisional estimate provided by the Weldon Cooper Center for Public Service, University of Virginia.

In accordance with the *Code of Virginia*, the Department of State Police, as the central repository, collects crime information from participating agencies. The most accurate information available in Virginia is used to generate the statistics contained in this annual report. IBR statistics were originally for police agencies only, but community concern has generated a use by both public and private sources. This use increases yearly. The IBR information has become the primary vehicle used to evaluate levels of criminal activity in jurisdictions throughout Virginia.

The participation and cooperation of all agencies making this publication possible is sincerely appreciated. The quality of the program continues to be maintained through their cooperative efforts.

Colonel W. Steven Flaherty  
Superintendent

# Dedication

This publication is dedicated to the memory of the following law enforcement officers who died while performing their duties during 2009.

**Corporal Christopher Kent Paschal**

Smyth County Sheriff's Office

Age: 37

Employed: 9 years

**Investigator Chadwick Alan Carr**

Greene County Sheriff's Office

Age: 31

Employed: 7 years, 6 months

**Deputy Sheriff Christopher Darby Ray**

Southampton County Sheriff's Office

Age: 22

Employed: 3 months

# 2009

## Facts At A Glance

- There were 493,132 Group A Offenses reported by the contributing agencies. (Page 8)
- The total number of incidents of crime was 436,645 and the month of August had the greatest number reported. (Page 7)
- Of the 19,807 violent crimes reported, 46.4% occurred in the home. (Page 43)
- There were 4,779 victims of the 4,487 forcible sex offenses reported by the contributing agencies; 85.8% of the victims were female. (Pages 14 & 15)
- The theft of money accounted for a property loss of \$42,652,906. (Page 57)
- Firearms represented 18.8% of all known weapons used in aggravated assaults. Of all victims of aggravated assault, 70.2% had some type of injury. (Page 44)
- There was a total value loss of \$67,036,793 related to 10,862 completed motor vehicle offenses. (Page 58)
- There were 137,686 Group A arrests reported by the contributing agencies and 208,198 Group B arrests reported. (Pages 71 & 72)
- There were 1,225 assaults on officers reported in Virginia. More than one-quarter (29.8%) involved some type of injury to the officer. (Page 53)
- Of the 170 hate crime offenses reported, 34.7% of these were assault offenses and 51.8% were vandalism/damage of property offenses. (Page 49)

### Clearance Rates:

This report no longer contains clearance rates. The IBR system does not accurately reflect the volume of clearances each department produces in a given year. Additionally, the number of arrests in a jurisdiction does not provide precise offense clearance information in that one person arrested could clear multiple offenses.

# Table of Contents

<b>I.</b>	<b>2009 VIRGINIA UNIFORM CRIME REPORTING PROGRAM</b>	<b>Page</b>
	A. History .....	1
	B. UCR System Objectives .....	1
	C. Incident Based Reporting .....	2
	D. Crime Factors .....	3
	E. Crime Trends .....	4
<b>II.</b>	<b>GROUP A OFFENSES</b>	
	A. Definitions of Categories of Group A Offenses .....	6
	B. Monthly Group A Offense Categories .....	7
	C. Crime Clock .....	8
	D. Homicide .....	9
	E. Forcible Sex Offenses .....	13
	F. Robbery .....	18
	G. Assault Offenses .....	22
	H. Burglary .....	26
	I. Larceny .....	30
	J. Motor Vehicle Theft .....	33
	K. Arson .....	37
<b>III.</b>	<b>SUMMARY OF GROUP A OFFENSES</b>	
	A. Violent Crime--Relationship of Victim to Offender .....	42
	B. Violent Crime--Offender(s) Suspected of Using By Offense .....	42
	C. Violent Crime--Resident Status of Victim .....	42
	D. Violent Crime--Location By Offense .....	43
	E. Violent Crime--Day of Week and Time of Day .....	43
	F. Violent Crime--Type Weapon/Force Involved .....	44
	G. Violent Crime--Type Injury Sustained .....	44
	H. Violent Crime--Age, Gender and Race of Victim .....	45
	I. Violent Crime--Age, Gender and Race of Offender .....	45
	J. Property Crime--Offender(s) Suspected of Using By Offense .....	46
	K. Property Crime--Day of Week and Time of Day .....	46
	L. Property Crime--Other Property Crime Locations .....	47
	M. Property Crime--Number of Other Property Crime Offenses by Day of Week .....	48
	N. Property Crime--Resident Status of Victim .....	48
	O. Property Crime--Victims and Offenders by Race and Gender .....	48
	P. Hate Crime .....	49
	Q. Victims and Offenders of Hate Crime .....	50
<b>IV.</b>	<b>LAW ENFORCEMENT OFFICERS KILLED AND ASSAULTED</b>	
	A. Officers Assaulted by Activity .....	52
	B. Officers Assaulted by Weapon .....	53
	C. Day of Week .....	53
	D. Type of Injury Sustained .....	53
	E. Type of Assignment .....	54
	F. Time of Day .....	54

<b>V.</b>	<b>VALUE OF PROPERTY LOSS</b>	
	A. Value of Property Stolen and Recovered by Month .....	56
	B. Value of Property Stolen and Recovered by Type of Property .....	57
	C. Value of Property Stolen by Type of Property Offense .....	58
<b>VI.</b>	<b>ARREST DATA</b>	
	A. Arrest Data by Reporting Quarter .....	60
	B. Age, Gender and Race of Arrestee .....	61
	C. Drug Arrests - Month .....	62
	D. Drug Arrests - Type of Drug By Age .....	63
	E. Juvenile Arrests - Offenses By Age .....	64
	F. Adult Arrests - Group A Offenses by Age .....	66
	G. Adult Arrests - Group B Offenses by Age .....	68
	H. Arrests - Group A by Gender .....	69
	I. Arrests - Group A by Race .....	70
	J. Arrests - Group A - Percent & Rate .....	71
	K. Group B Arrests by Race .....	72
	L. Group B Arrests by Gender & Rate .....	72
<b>VII.</b>	<b>CONTRIBUTING AGENCIES AND FULL-TIME LAW ENFORCEMENT EMPLOYEES</b> .....	73
<b>VIII.</b>	<b>GROUP A OFFENSES BY CONTRIBUTING AGENCIES</b> .....	79
<b>IX.</b>	<b>ARREST TOTALS BY COUNTY, CITY AND OTHER</b> .....	102



# Virginia Uniform Crime Reporting Program

## HISTORY

Development of the nationwide summary Uniform Crime Reporting (UCR) Program began eighty years ago. In 1930, crime counts were first requested from local police departments, with the Federal Bureau of Investigation designated by Congress to collect, compile, and analyze these figures. The Committee on Uniform Crime Records of the International Association of Chiefs of Police played a primary role in the origin and development of the UCR Program and serves in a strong advisory capacity. In 1966, the National Sheriffs' Association (NSA) established a Committee on Uniform Crime Reporting to serve in an advisory capacity to the NSA membership and the National Uniform Crime Reporting Program. Today, this committee and similar committees within the state law enforcement associations are active in promoting interest in the UCR Program. Standardized offense classifications and scoring procedures to ensure uniformity and consistency of data were major components in all of these reports. All of the Uniform Crime Reports were designed to be a by-product of information that a law enforcement agency should routinely compile for its own efficient administration and performance. The underlying philosophy and focus is and always has been oriented toward the creation of police statistics for use by law enforcement agencies. The unique nature of the program, however, also makes the data invaluable for use by elected officials and the public.

The FBI has actively assisted individual states in the development of statewide programs of police statistics compatible with the national system. These state statistical programs provide the advantage of increased coverage of reporting by law enforcement agencies. State systems also provide direct and frequent service to law enforcement agencies in assuring completeness and quality of information provided by them. Through coordination by the state collection agency, the data is available for use by the state while substantially streamlining the collection and reporting machinery for the national program.

Prior to June 30, 1974, no mandatory uniform crime reporting law existed in Virginia, and of the 288 agencies in the Commonwealth, 162 or 56% were voluntarily reporting directly to the Federal Bureau of Investigation. Effective law enforcement requires the cooperation and coordination of all law enforcement agencies within and among political subdivisions. Such efforts become possible only through the collection and statistical analyses of complete and accurate information.

The need for complete and accurate information on the number of offenses and offenders was long recognized in the state. The system developed in Virginia produced vital information that assisted law enforcement agencies throughout the state by furnishing information for management decisions and planning programs. Virginia has now converted to a more extensive data collection system. This new system is discussed on the following page.

A statewide UCR program informs the Governor, Legislature, local and state law enforcement agencies, other governmental officials, and the public as to the nature, magnitude and trends of crime in Virginia. Through the collection of timely and reliable statistical information, local and state officials are better able to assess the direction and impact of crime.

## UCR SYSTEM OBJECTIVES

The fundamental objectives of the Virginia Uniform Crime Reporting Program are:

- (1) To inform the Governor, Legislature, and other governmental officials, and the public as to the nature of the crime problem in Virginia—its magnitude and its trend.
- (2) To provide law enforcement administrators with criminal statistics for administrative and operational use.
- (3) To determine who commits crimes by age, sex, race, and other attributes in order to find the proper focus for crime prevention and enforcement.
- (4) To provide base data and statistics to measure the workload and effectiveness of Virginia's criminal justice system.
- (5) To provide base data and statistics to measure the effects of prevention and deterrence programs.
- (6) To provide base data and statistics for research to improve the efficiency, effectiveness and performance of criminal justice agencies.
- (7) To provide base data to assist in the assessment of social and other causes for the development of theories of criminal behavior.

# Incident Based Reporting

## THE INCIDENT BASED REPORTING SYSTEM

Virginia is now publishing crime data in a different format. This reporting system, fully implemented in 2000, is known as Incident Based Reporting (IBR). The following information is furnished to provide an overall description of IBR.

During the preliminary development of IBR by the Federal Bureau of Investigation, advice was solicited from the National Association of State UCR programs, the International Association of Chiefs of Police, the National Sheriffs' Association, the National Alliance of State Drug Enforcement Agencies and other federal, state and local criminal justice agencies.

The guidelines and specifications developed were provided to South Carolina for testing through a pilot program in 1987. As a result of this testing, further refinements were made. In 1988, a national conference was held to present these guidelines and obtain feedback from representatives of law enforcement agencies in attendance. Recommendations included efforts to implement this system nationally, that the Federal Bureau of Investigation would manage this program and that an Advisory Policy Board be formed to assist in the development and implementation of the new program.

Virginia formed a State UCR Committee in 1986 to follow the developments of IBR and to evaluate its impact. This committee was composed of representatives from the Virginia State Sheriffs' Association, the Virginia Association of Chiefs of Police, the Department of Criminal Justice Services, and the Department of State Police. The State UCR Committee created the UCR Forms Subcommittee, which included representatives from police and sheriffs' agencies, the State Police, and the Department of Criminal Justice Services. This subcommittee developed, tested and subsequently recommended a standard Incident Based Reporting form for use in Virginia. The Forms Subcommittee recommended this form be used at the option of the reporting agencies. Agencies, however, may use their own form to report the required data to the central repository. It is important, at this point, to recognize that the purpose of these forms was to *collect* the various information concerning criminal activity. Because of the numerous data elements collected, law enforcement agencies *report* this data to the central repository via an automated system.

The UCR Committee recommended that the Superintendent of the Department of State Police adopt the minimum, mandatory data standards recommended by the FBI and proceed with implementation of Incident Based Reporting in Virginia. In addition, the committee recommended that the data be collected which would relate the offender to the offense, the type of property security/alarm system used, and the method/direction used by the offender to flee the scene. Additional data is also collected on Law Enforcement Officers Killed and Assaulted (LEOKA), providing description of activities and assignments the officer was performing at the time of the offense, as well as offenses that were also classified as Hate Crimes (i.e. bias motivated).

Some of the major benefits derived from the IBR system include: greater specificity in reporting; more correlation between offenses, property, victims, offenders, and arrestees; expanded victim/offender relationships; distinction between attempted and completed crimes and increased reporting of various circumstances relative to specific crimes.

The IBR system requires that extensive data be reported for *each crime* occurring during a particular incident. Under the old summary system, only limited data concerning the *most serious crime* occurring during a particular incident was reported.

Information relating to two different levels of offenses is collected by the IBR system. The most serious offenses are designated as Group "A"; the less serious offenses are designated as Group "B". Group "A" offenses consist of 22 categories of crimes involving 46 different offenses; a maximum of 10 offenses per incident may be reported. Agencies are required to report 75 data elements for each Group "A" offense. Group "B" offenses, consisting of 12 crimes, only require reporting arrest data. Group "A" offense categories along with their definitions are provided on page six.

While these figures are the most accurate available, it must be remembered that they represent a "snapshot" of incidents reported by local law enforcement agencies as well as follow UCR definitions. As such, it is possible that the number and categorization of offenses may differ when comparing these data with those from individual reporting agencies. If there are concerns with these differences, it is suggested that you contact the agency directly.

# Crime Factors

Direct comparisons or rankings of individual cities and counties based solely on the data presented in this publication should be done with caution. There are many factors that influence or contribute to crime. Crime in Virginia, however, restricts itself to population size alone to establish a crime rate. In addition to population size, some other factors believed to affect the type and volume of crime include:

1. Population density and degree of urbanization;
2. Population variations in composition and stability;
3. Economic conditions and employment availability;
4. Mores, cultural conditions, education, and religious characteristics;
5. Family cohesiveness;
6. Climate, including seasonal weather conditions;
7. Effective strength of the police force;
8. Standards governing appointments to the police force;
9. Attitudes and policies of the courts, prosecutors and corrections;
10. Citizen attitudes toward crime and police;
11. The administrative and investigative efficiency of police agencies and the organization and cooperation of adjoining and overlapping police jurisdictions;
12. Crime reporting practices of citizens.

## Crime Trends

### Rate per 100,000 Population


Group A Offense*	Number 2009	2009	2008	2007	2006	2005	2004	2003
Murder/Nonnegli- gent Manslaughter	<b>349</b>	4.43	4.75	5.33	5.21	6.16	5.26	5.52
Kidnaping/ Abduction	<b>1,848</b>	23.44	27.33	29.28	28.31	28.78	25.34	21.49
Forcible Sex Offenses	<b>4,779</b>	60.63	67.69	68.94	71.64	70.12	69.55	70.47
Robbery	<b>6,321</b>	80.19	96.36	100.37	101.55	98.92	92.62	89.03
Aggravated Assault	<b>9,916</b>	125.80	134.33	144.25	152.61	154.44	151.67	150.86
Simple Assault/ Intimidation	<b>98,335</b>	1247.50	1270.37	1278.19	1243.86	1247.80	1236.76	1175.22
Arson	<b>1,311</b>	16.63	18.86	21.54	22.73	21.84	21.95	21.21
Extortion/ Blackmail	<b>117</b>	1.48	1.80	1.40	1.37	0.95	1.02	1.18
Burglary	<b>31,241</b>	396.33	408.66	408.85	412.53	385.13	373.85	379.04
Larceny	<b>151,398</b>	1920.66	1976.38	1921.63	1908.36	2061.95	2105.84	2236.26
Motor Vehicle Theft	<b>11,451</b>	145.27	169.40	182.66	193.19	209.62	232.08	237.82
Counterfeiting/ Forgery	<b>7,471</b>	94.78	93.27	96.90	111.15	114.50	116.89	112.83
Fraud	<b>24,511</b>	310.95	314.58	303.70	273.29	240.13	217.42	195.13
Embezzlement	<b>2,906</b>	36.87	46.90	50.31	46.06	42.63	41.20	39.65
Stolen Property	<b>1,765</b>	22.39	23.59	23.29	21.85	19.23	18.06	17.45
Damage/Vandalism	<b>83,164</b>	1055.03	1189.99	1223.79	1264.16	1205.40	1202.08	1235.86
Drug/Narcotic Offenses	<b>44,952</b>	570.27	593.57	619.66	587.93	558.12	528.81	495.82
Nonforcible Sex Offenses	<b>214</b>	2.71	2.96	2.83	3.34	3.53	4.04	3.44
Pornography	<b>554</b>	7.03	5.95	4.75	3.90	3.03	2.45	2.21
Gambling	<b>115</b>	1.46	0.76	0.92	2.11	0.74	0.52	1.12
Prostitution	<b>1,144</b>	14.51	9.22	10.70	13.48	13.12	13.39	12.21
Bribery	<b>23</b>	0.29	0.37	0.22	0.29	0.17	0.23	0.22
Weapon Law Violations	<b>9,247</b>	117.31	133.01	137.03	141.53	141.21	130.24	127.84

\* Crime counts are number of victims for offenses against a person and number of offenses for all other offenses.



## II

# Group A Offenses



## Definitions of Categories of Group A Offenses

For practical purposes of measuring the trend and distribution of crime on the national and state level, the definitions for crime in the Incident Based Reporting (IBR) Program are generic in order not to exclude varying state and federal statutes relating to the same type of crime. The definitions which were developed for IBR are not meant to be used for charging persons with crimes. Essential to the maintaining of uniform and consistent data is the establishment of standard definitions which are used for the State and National Programs.

### The IBR Group A Offense Categories and their definitions are:

**Arson** - Definition on Page 37.

**Assault** - Definition on Page 22.

**Bribery** - The offering, giving, receiving, or soliciting of anything of value (i.e., a bribe, gratuity, or kickback) to sway the judgment or action of a person in a position of trust or influence.

**Burglary** - Definition on Page 26.

**Counterfeiting/Forgery** - The altering, copying, or imitation of something, without authority or right, with the intent to deceive or defraud by passing the copy or thing altered or imitated as that which is original or genuine; or the selling, buying, or possession of an altered, copied, or imitated thing with the intent to deceive or defraud.

**Destruction/Damage/Vandalism of Property** - To willfully or maliciously destroy, damage, deface, or otherwise injure real or personal property without the consent of the owner or the person having custody or control of it.

**Drug/Narcotic Offenses** - The violation of laws prohibiting the production, distribution, and/or use of certain controlled substances and the equipment or devices utilized in their preparation and/or use. (Includes drugs and equipment violations).

**Embezzlement** - The unlawful misappropriation by an offender to his/her own use or purpose of money, property, or some other thing of value entrusted to his/her care, custody, or control.

**Extortion/Blackmail** - To unlawfully obtain money, property, or any other thing of value, either tangible or intangible, through the use or threat of force, misuse of authority, threat of criminal prosecution, threat of destruction of reputation or social standing, or through other coercive means.

**Fraud Offenses** - The intentional perversion of the truth for the purpose of inducing another person or other entity in reliance upon it to part with something of value or to surrender a legal right. (Includes false pretenses/swindle/confidence game, credit card/automatic teller machine, impersonation, welfare, and wire frauds).

**Gambling Offenses** - To unlawfully bet or wager money or something else of value; assist, promote, or operate a game of chance for money or some other stake; possess or transmit wagering information; manufacture, sell, purchase, possess, or transport gambling equipment, devices, or goods; or tamper with the outcome of a sporting event or contest to gain a gambling advantage. (Includes betting/wagering, operating/promoting/assisting, gambling equipment and sports tampering violations).

**Homicide** - Definition on Page 9.

**Kidnaping/Abduction** - The unlawful seizure, transportation, and/or detention of a person against his/her will, or of a minor without the consent of his/her custodial parent(s) or legal guardian.

**Larceny/Theft** - Definition on Page 30.

**Motor Vehicle Theft** - Definition on Page 33.

**Pornography/Obscene Material** - The violation of laws or ordinances prohibiting the manufacture, publishing, sale, purchase, or possession of sexually explicit material, e.g., literature, photographs, etc.

**Prostitution Offenses** - To unlawfully engage in or promote sexual activities for profit (also includes assisting).

**Robbery** - Definition on Page 18.

**Sex Offenses, Forcible & Nonforcible** - Definition on Page 13.

**Stolen Property Offenses** - Receiving, buying, selling, possessing, concealing, or transporting any property with the knowledge that it has been unlawfully taken, as by burglary, embezzlement, fraud, larceny, robbery, etc.

**Weapon Law Violations** - The violation of laws or ordinances prohibiting the manufacture, sale, purchase, transportation, possession, concealment, or use of firearms, cutting instruments, explosives, incendiary devices, or other deadly weapons.

## Monthly Group A Offense Categories\*

	Jan	Feb	Mar	Apr	May	Jun	Jul	Aug	Sep	Oct	Nov	Dec
Arson	103	112	111	140	96	112	140	99	116	115	105	62
Assault, Aggrav.	667	533	707	787	833	823	830	778	764	738	644	571
Assault, Other	6497	6097	7272	7404	7980	7282	7356	7474	7530	7418	6503	5945
Bribery	4	2	3	4	2	2	1	1	0	2	1	1
Burglary	2573	2104	2578	2554	2590	2507	2853	2675	2608	2857	2815	2527
Counterfeiting	620	513	622	556	693	725	726	694	628	649	545	500
Destruction	6611	6053	7032	7281	7331	7345	8230	7828	6911	6811	6245	5486
Drug	3873	4021	4553	4134	3727	3749	3800	3882	3767	3579	2957	2910
Embezzlement	317	229	226	214	249	276	257	248	214	243	206	227
Extortion	8	6	12	11	16	12	9	6	10	5	10	12
Fraud	2156	2031	2208	2163	2019	2091	2072	2316	1957	1999	1836	1663
Gambling	10	17	12	9	8	9	12	9	4	14	2	9
Homicide, Murder	25	21	32	40	26	35	24	32	21	23	17	28
Homicide, Neg.	4	0	1	0	0	1	3	0	1	2	4	0
Kidnaping	120	103	146	134	135	119	147	153	146	143	121	94
Larceny	11383	10168	11946	12548	12997	13655	14077	14464	12954	13132	12167	11907
MV Theft	939	803	936	949	999	1095	1093	1111	920	906	903	797
Pornography	47	42	54	65	53	40	31	45	47	44	45	41
Prostitution	66	68	97	79	88	124	156	135	80	112	66	73
Robbery	626	406	523	514	484	538	520	513	525	588	572	512
Forcible Sex, Rape	111	113	130	127	129	141	129	120	127	171	118	81
Forcible Sex, Other	289	225	255	275	270	279	249	289	236	222	222	179
Nonforcible Sex	26	20	11	16	14	20	25	23	9	15	12	17
Stolen Property	183	142	156	161	151	145	176	147	135	143	124	102
Weapon Laws	772	735	861	830	826	801	831	744	717	780	768	582
Group A Offenses	38030	34564	40484	40995	41716	41926	43747	43786	40427	40711	37008	34326
Group A Incidents	34668	31520	36793	37461	38185	38410	39998	40186	37112	37257	33819	31236

*Assaults, Other* includes simple assaults and intimidation.

*Forcible Sex, Other* includes forcible sodomy, forcible sexual assault with object, and forcible fondling.

*Nonforcible Sex* includes incest and statutory rape.

\* These crime counts represent offenses reported in an incident, not victims of each offense.

# Group A Incidents

*436,645 Incidents Reported - One every 1 Min. 12 Sec.*

*Several offenses may have occurred in one crime incident; therefore, the total number of Group A offenses reported was 493,132.*

## **Crimes Against The Person**

*115,441 Offenses Reported - One every 4 Min. 33 Sec.*

*Homicide, Murder/Nonnegligent Manslaughter*

*349 Offenses Reported*

*Kidnaping/Abduction*

*1,848 Offenses Reported*

*Forcible Sex Offenses*

*4,779 Offenses Reported*

*Assault Offenses*

*108,251 Offenses Reported*

*Nonforcible Sex Offenses*

*214 Offenses Reported*

## **Crimes Against Society**

*56,012 Offenses Reported - One every 9 Min. 23 Sec.*

*Drug Offenses*

*44,952 Offenses Reported*

*Pornography/Obscene Material*

*554 Offenses Reported*

*Gambling Offenses*

*115 Offenses Reported*

*Prostitution*

*1,144 Offenses Reported*

*Weapon Law Violations*

*9,247 Offenses Reported*

## **Crimes Against Property**

*321,679 Offenses Reported - One every 1 Min. 38 Sec.*

*Robbery*

*6,321 Offenses Reported*

*Arson*

*1,311 Offenses Reported*

*Extortion/Blackmail*

*117 Offenses Reported*

*Burglary*

*31,241 Offenses Reported*

*Larceny*

*151,398 Offenses Reported*

*Motor Vehicle Theft*

*11,451 Offenses Reported*

*Counterfeiting/Forgery*

*7,471 Offenses Reported*

*Fraud*

*24,511 Offenses Reported*

*Embezzlement*

*2,906 Offenses Reported*

*Stolen Property*

*1,765 Offenses Reported*

*Destruction/Damage/Vandalism of Property*

*83,164 Offenses Reported*

*Bribery*

*23 Offenses Reported*





## **Homicide Offenses**

*The killing of one human being by another*

### **Murder/**

#### **Nonnegligent Manslaughter**

*The willful (nonnegligent) killing of one human being by another*

#### **Negligent Manslaughter**

*The killing of another person through negligence (does not include "Vehicular Manslaughter")*

#### **Justifiable Homicide**

*The killing of a perpetrator of a serious criminal offense by a peace officer in the line of duty; or the killing, during the commission of a serious criminal offense, of the perpetrator by a private individual*

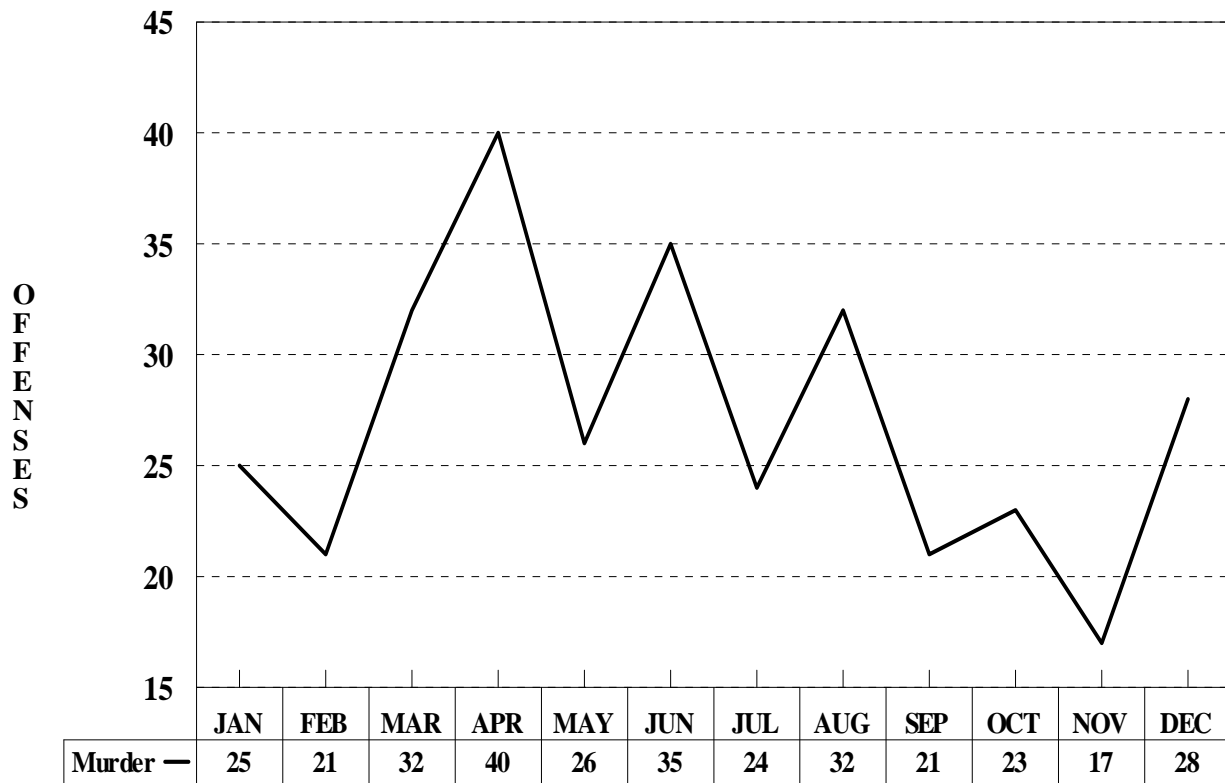
**Murder/  
Nonnegligent  
Manslaughter**



*As a general rule, any death due to injuries received in a fight, argument, quarrel, assault, or commission of a crime is classified in this category. Suicides, accidental deaths, assaults to murder, traffic fatalities, and attempted murders are not classified as Murder/Nonnegligent Manslaughter. More information on murders may be found in the violent crime section of this report.*

*In 2009, the contributing agencies reported 324 offenses resulting in 349 actual deaths. An analysis by month shows that April had the greatest occurrences.*

**MONTHS**



## Murder/Nonnegligent Manslaughter

In all cases of murder reported under this system, data is captured on the age, gender, and race of all victims and offenders. The data below represent victim information for the murders reported by the agencies submitting Incident Based Reporting data.

### VICTIMS BY AGE, GENDER AND RACE

Age	Gender	White	Black	Am Indian/ Alskn Native	Asian/ Pacific Isl	Unk Race	Total
Under 10	M	5	2				7
	F	3	3				6
10-14	M	3	2				5
	F	1	1				2
15-19	M	5	18		1		24
	F	5	1				6
20-24	M	11	48				59
	F	8	4		1		13
	Unknown					1	1
25-29	M	5	21				26
	F	0	6				6
30-34	M	7	30				37
	F	4	4				8
35-39	M	5	18		1		24
	F	3	1		1		5
40-44	M	9	11				20
	F	7	2				9
45-49	M	8	4				12
	F	6	4				10
50-54	M	7	6				13
	F	4	1				5
55-59	M	1	4				5
	F	9	2				11
60-64	M	4					4
	F	1	1				2
65 & Over	M	12	3				15
	F	4	1				5
Unknown	M	3	2			1	6
	F	2	1				3
<b>TOTAL</b>	<b>M</b>	<b>85</b>	<b>169</b>		<b>2</b>	<b>1</b>	<b>257</b>
	<b>F</b>	<b>57</b>	<b>32</b>		<b>2</b>		<b>91</b>
	<b>Unknown</b>					<b>1</b>	<b>1</b>

# Murder/Nonnegligent Manslaughter

## OFFENDERS BY AGE, GENDER AND RACE

Age	Gender	White	Black	Am Indian/ Alskn Native	Asian/ Pacific Isl	Unk Race	Total
Under 10	M F						
10-14	M F	3	1				4
15-19	M F	11 1	48 1		1	1	61 2
20-24	M F	18 4	60 3				78 7
25-29	M F	19 4	29 5		1	1	49 10
30-34	M F	13 2	24				37 2
35-39	M F	11 1	9 1				20 2
40-44	M F	7 3	10 3				17 6
45-49	M F U	12 1	5 1				17 2 1
50-54	M F	7 2	6			1	13 2
55-59	M F U	4 1	2 1		1		7 2 1
60-64	M F	5	1			1	6
65 & Over	M F	1 1					1 1
Unknown	M F U	4	13 1			1 1 28	18 2 28
<b>TOTAL</b>	<b>M F Unknown</b>	<b>115 20</b>	<b>208 16</b>		<b>3</b>	<b>2 2 30</b>	<b>328 38 30</b>



## **Forcible Sex Offenses**

### **Forcible Rape**

*The carnal knowledge of a person, forcibly and/or against that person's will; or not forcibly or against the person's will where the victim is incapable of giving consent because of his/her temporary or permanent mental or physical incapacity, or because of his/her youth*

### **Forcible Sodomy**

*Oral or anal sexual intercourse with another person, forcibly and/or against that person's will; or not forcibly or against the person's will where the victim is incapable of giving consent because of his/her youth or because of his/her temporary or permanent mental or physical incapacity*

### **Sexual Assault With An Object**

*To use an object or instrument to unlawfully penetrate, however slightly, the genital or anal opening of the body of another person, forcibly and/or against that person's will; or not forcibly or against the person's will where the victim is incapable of giving consent because of his/her youth or because of his/her temporary or permanent mental or physical incapacity*

### **Forcible Fondling**

*The touching of the private body parts of another person for the purpose of sexual gratification, forcibly and/or against that person's will; or not forcibly or against the person's will where the victim is incapable of giving consent because of his/her youth or because of his/her temporary or permanent mental or physical incapacity*

## **Nonforcible Sex Offenses**

### **Incest**

*Nonforcible sexual intercourse between persons who are related to each other within the degrees wherein marriage is prohibited by law*

### **Statutory Rape**

*Nonforcible sexual intercourse with a person who is under the statutory age of consent*

## Forcible Sex Offenses

Forcible sex offenses include forcible rape, forcible sodomy, sexual assault with an object and forcible fondling. Additional information on these offenses can be found in the violent crime section of this report. In 2009, the contributing agencies reported 4,487 offenses resulting in 4,779 victims of a forcible sex offense.

<b>Relationship of Victim to Offender (may include multiple relationships)</b>	
Spouse	74
Common-Law Spouse	3
Parent	7
Sibling	138
Child	246
Grandparent	2
Grandchild	78
In-Law	18
Stepparent	32
Stepchild	123
Stepsibling	37
Other Family Member	333
Acquaintance	1099
Friend	339
Neighbor	76
Babysittee (the baby)	26
Boyfriend/Girlfriend	238
Child of Boyfriend/Girlfriend	51
Homosexual Relationship	4
Ex-Spouse	5
Employee	21
Employer	8
Otherwise Known	479
Stranger	346
Unknown	758
Not Reported	238
<b>Total # Victims</b>	<b>4779</b>

<b>Resident Status* of Victim</b>	<b>Number</b>
Resident	3787
Nonresident	841
Unk/Not Reported	151
<b>Total # Victims</b>	<b>4779</b>

\* Resident of jurisdiction where offense occurred.

<b>How Offender(s) Left Scene</b>	<b>Number</b>
Auto	163
Truck	13
Van	3
Motorcycle	0
Bicycle	6
Foot	272
Moped	0
Other	52
Unknown	260

Note: Exit not reported in 3718 offenses.

### Forcible Sex Offenses By Day of Week and Time of Day

<b>Day/Time</b>	<b>00:00</b>	<b>02:00</b>	<b>04:00</b>	<b>06:00</b>	<b>08:00</b>	<b>10:00</b>	<b>12:00</b>	<b>14:00</b>	<b>16:00</b>	<b>18:00</b>	<b>20:00</b>	<b>22:00</b>	<b>Unk</b>
	<b>01:59</b>	<b>03:59</b>	<b>05:59</b>	<b>07:59</b>	<b>09:59</b>	<b>11:59</b>	<b>13:59</b>	<b>15:59</b>	<b>17:59</b>	<b>19:59</b>	<b>21:59</b>	<b>23:59</b>	
Monday	87	23	15	24	65	47	67	62	53	47	46	38	64
Tuesday	87	17	5	29	54	52	63	70	66	49	50	45	55
Wednesday	70	18	17	10	56	48	60	69	66	48	48	30	51
Thursday	119	25	16	22	56	51	71	55	53	51	54	51	64
Friday	93	23	13	18	45	62	58	50	69	53	56	76	57
Saturday	101	69	27	18	27	23	62	36	48	61	46	68	53
Sunday	127	63	32	10	44	27	43	34	38	38	50	49	61
<b>TOTAL</b>	<b>684</b>	<b>238</b>	<b>125</b>	<b>131</b>	<b>347</b>	<b>310</b>	<b>424</b>	<b>376</b>	<b>393</b>	<b>347</b>	<b>350</b>	<b>357</b>	<b>405</b>

## Victims and Offenders of Forcible Sex Offenses

AGE, GENDER AND RACE OF VICTIM						
Race	Male			Female		
	0 - 17	18 - 35	36+	0 - 17	18 - 35	36+
White	345	63	36	1663	925	311
Black	167	15	9	656	305	113
Am. Ind./Alskn	0	0	0	3	3	0
Asian/Pacfc Isl.	3	0	0	22	19	6
Unknown Race	17	2	2	62	8	3
<b>TOTAL</b>	<b>532</b>	<b>80</b>	<b>47</b>	<b>2406</b>	<b>1260</b>	<b>433</b>

NOTE: Gender unknown = 21.  
Age range 0-17 includes unknown age.

AGE, GENDER AND RACE OF OFFENDER						
Race	Male			Female		
	0 - 17	18 - 35	36+	0 - 17	18 - 35	36+
White	577	1162	871	37	60	34
Black	534	654	370	23	24	9
Am. Ind./Alskn	1	2	1	0	0	0
Asian/Pacfc Isl.	8	22	18	1	1	0
Unknown Race	66	27	14	4	3	1
<b>TOTAL</b>	<b>1186</b>	<b>1867</b>	<b>1274</b>	<b>65</b>	<b>88</b>	<b>44</b>

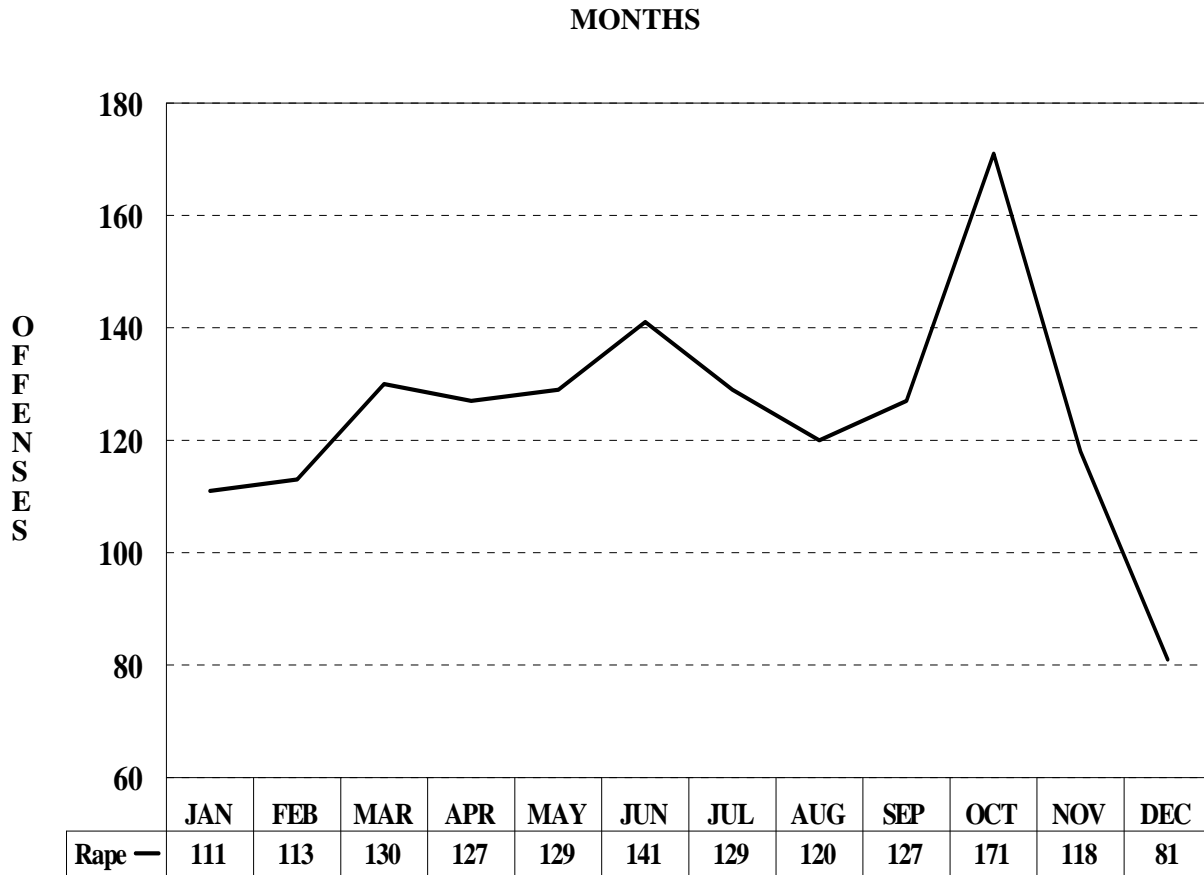
NOTE: Gender unknown = 191.  
Age range 0-17 includes unknown age.

**Forcible Rape**



*This offense includes the forcible rape of both females and males.\* If force is used or threatened, the crime is classified as Forcible Rape regardless of the age of the victim. If no force or threat of force is used and the victim is under the statutory age of consent, the crime is not classified in this category but in the category of Statutory Rape.*

*In 2009, the contributing agencies reported 1,497 rape/attempted rape offenses resulting in 1,516 victims. An analysis by month shows October had the greatest occurrences.*



\* For a classificaion of “male rape” to exist, there must be at least one female offender.



# Forcible Rape

## VICTIMS AND OFFENDERS BY AGE, GENDER AND RACE

AGE	VICTIM		OFFENDER		
	Male	Female	Male	Female	Unknown
Under 10	1	46	5		
10-12	1	100	14		
13-14	2	139	25	2	
15	1	104	35		
16		83	46		
17	1	86	54		
18		108	79	3	
19	2	98	77	2	
20		65	67	1	
21	2	60	55	2	
22		47	60		
23	1	44	54		
24		36	42		
25-29		153	224	2	
30-34		97	147	3	
35-39		86	108	1	
40-44		54	99	3	
45-49		50	70	3	
50-54		14	44	1	
55-59		10	19		
60-64		9	11		
65 & Over		5	20		
Unknown Age		11	128		86
<b>TOTAL</b>	<b>11</b>	<b>1505</b>	<b>1483</b>	<b>23</b>	<b>86</b>
White	7	1048	808	16	
Black	3	422	627	6	
Am. Ind. or Alaskan Native		3	2		
Asian or Pacific Islander		15	7		
Unknown Race	1	17	39	1	86
<b>TOTAL</b>	<b>11</b>	<b>1505</b>	<b>1483</b>	<b>23</b>	<b>86</b>



## **Robbery**

*The taking, or attempting to take, anything of value under confrontational circumstances from the control, custody, or care of another person by force or threat of force or violence and/or by putting the victim in fear of immediate harm*

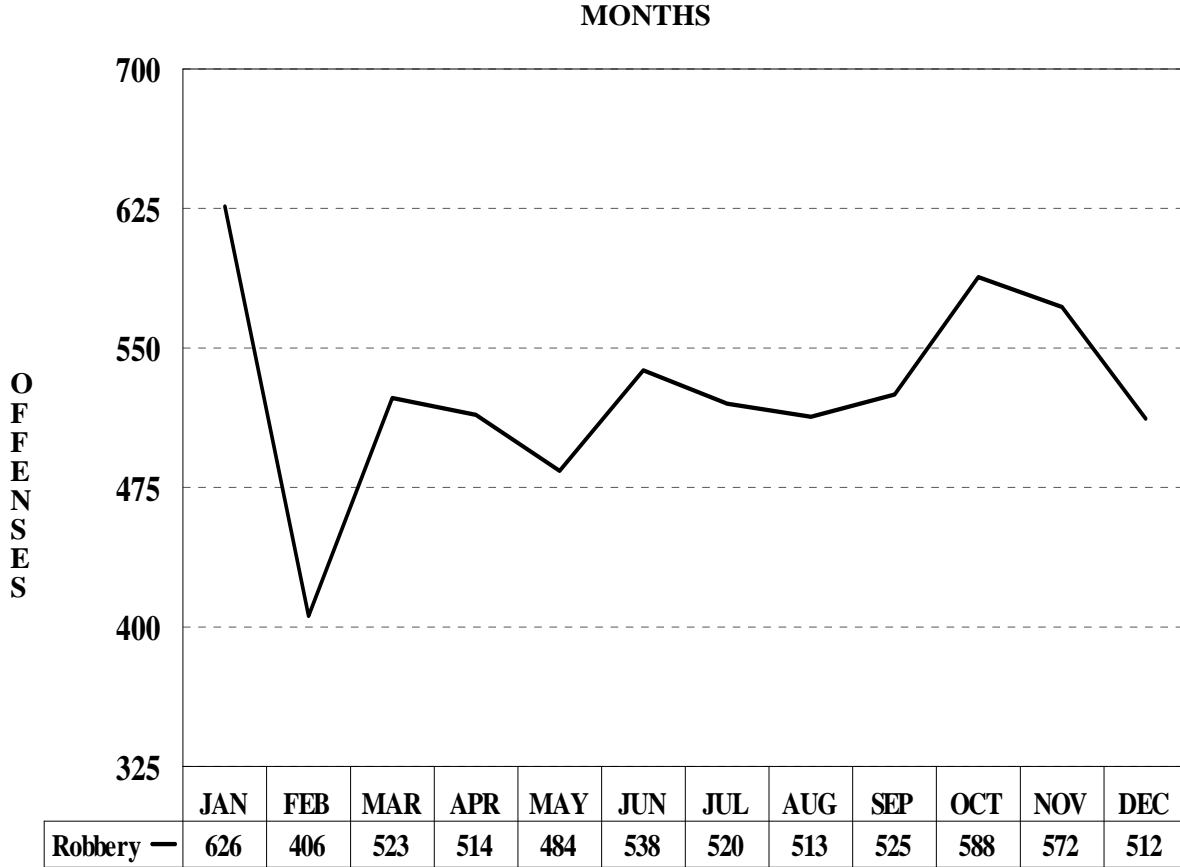
*Because some type of assault is an element of the crime of robbery, an assault is not reported as a separate crime as long as it was performed in furtherance of the robbery.*

## Robbery



Additional information on robberies can be found in the violent crime section of this report.

There were 6,321 robberies/attempted robberies reported in 2009. The graph below represents the monthly robberies reported by the contributing agencies. The month of January had the greatest number of robberies reported.



# Robbery

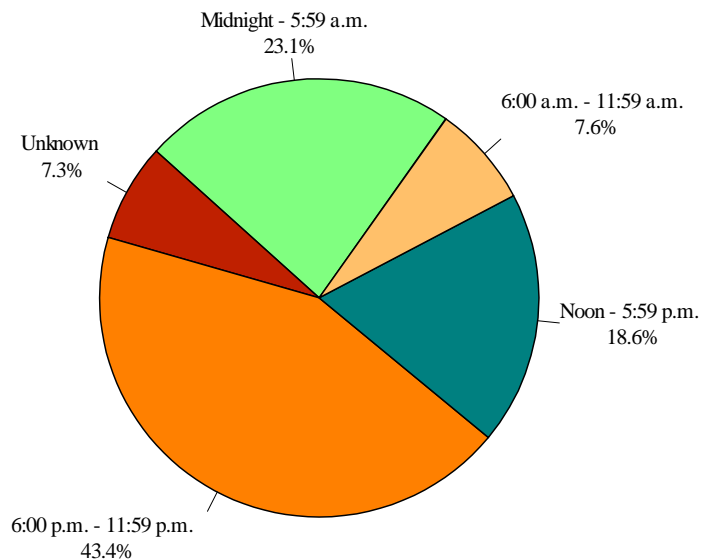
Type of Victim	Number
Individual	7544
Business	1080
Financial Institution	69
Government	3
Religious	0
Society/Public	0
Other	1
Unknown Type	13

Resident Status* of Victim	Number
Resident	5915
Nonresident	1447
Unknown Status	182
<b>Total Status</b>	<b>7544</b>

\* Resident of jurisdiction where offense occurred.

How Offender(s) Left Scene	Number
Auto	712
Truck	37
Van	25
Motorcycle	0
Bicycle	98
Foot	2307
Moped	3
Other	38
Unknown	363

Note: Exit not reported for 2738 offenses.



## Robberies By Day of Week and Time of Day

Day/Time	00:00	02:00	04:00	06:00	08:00	10:00	12:00	14:00	16:00	18:00	20:00	22:00	Unk
	01:59	03:59	05:59	07:59	09:59	11:59	13:59	15:59	17:59	19:59	21:59	23:59	
Monday	100	57	28	10	32	32	50	66	68	98	171	135	58
Tuesday	91	57	21	12	24	41	43	65	62	90	167	176	59
Wednesday	101	45	20	15	16	38	54	65	64	82	150	153	68
Thursday	94	57	19	12	22	33	57	53	75	87	150	134	64
Friday	102	68	33	14	21	40	52	68	89	83	138	175	82
Saturday	156	104	46	32	17	25	31	38	50	93	133	170	62
Sunday	121	99	39	15	14	16	35	47	45	83	126	147	71
<b>TOTAL</b>	<b>765</b>	<b>487</b>	<b>206</b>	<b>110</b>	<b>146</b>	<b>225</b>	<b>322</b>	<b>402</b>	<b>453</b>	<b>616</b>	<b>1035</b>	<b>1090</b>	<b>464</b>

## Victims and Offenders of Robberies

AGE, GENDER AND RACE OF VICTIM						
Race	Male			Female		
	0 - 17	18 - 35	36+	0 - 17	18 - 35	36+
White	298	1602	838	73	600	503
Black	312	1200	787	80	561	310
Am. Ind./Alskn	1	11	8	0	3	3
Asian/Pacfc Isl.	12	91	60	8	33	33
Unknown Race	5	47	27	2	12	13
<b>TOTAL</b>	<b>628</b>	<b>2951</b>	<b>1720</b>	<b>163</b>	<b>1209</b>	<b>862</b>

Note: Gender unknown = 11.  
Age range 0-17 includes unknown age.

AGE, GENDER AND RACE OF OFFENDER						
Race	Male			Female		
	0 - 17	18 - 35	36+	0 - 17	18 - 35	36+
White	288	880	159	24	132	26
Black	2332	3770	382	100	208	47
Am. Ind./Alskn	0	1	0	0	0	0
Asian/Pacfc Isl.	23	18	6	0	1	0
Unknown Race	135	46	8	4	5	2
<b>TOTAL</b>	<b>2778</b>	<b>4715</b>	<b>555</b>	<b>128</b>	<b>346</b>	<b>75</b>

Note: Gender unknown = 1002.  
Age range 0-17 includes unknown age.



## **Assault Offenses**

*An unlawful attack by one person upon another*

### **Aggravated Assault**

*An unlawful attack by one person upon another wherein the offender uses a weapon or displays it in a threatening manner, or the victim suffers obvious severe or aggravated bodily injury involving apparent broken bones, loss of teeth, possible internal injury, severe laceration, or loss of consciousness*

### **Simple Assault**

*An unlawful physical attack by one person upon another where neither the offender displays a weapon, nor the victim suffers obvious severe or aggravated bodily injury involving apparent broken bones, loss of teeth, possible internal injury, severe laceration, or loss of consciousness*

### **Intimidation**

*To unlawfully place another person in reasonable fear of bodily harm through the use of threatening words and/or other conduct, but without displaying a weapon or subjecting the victim to actual physical attack (includes stalking)*

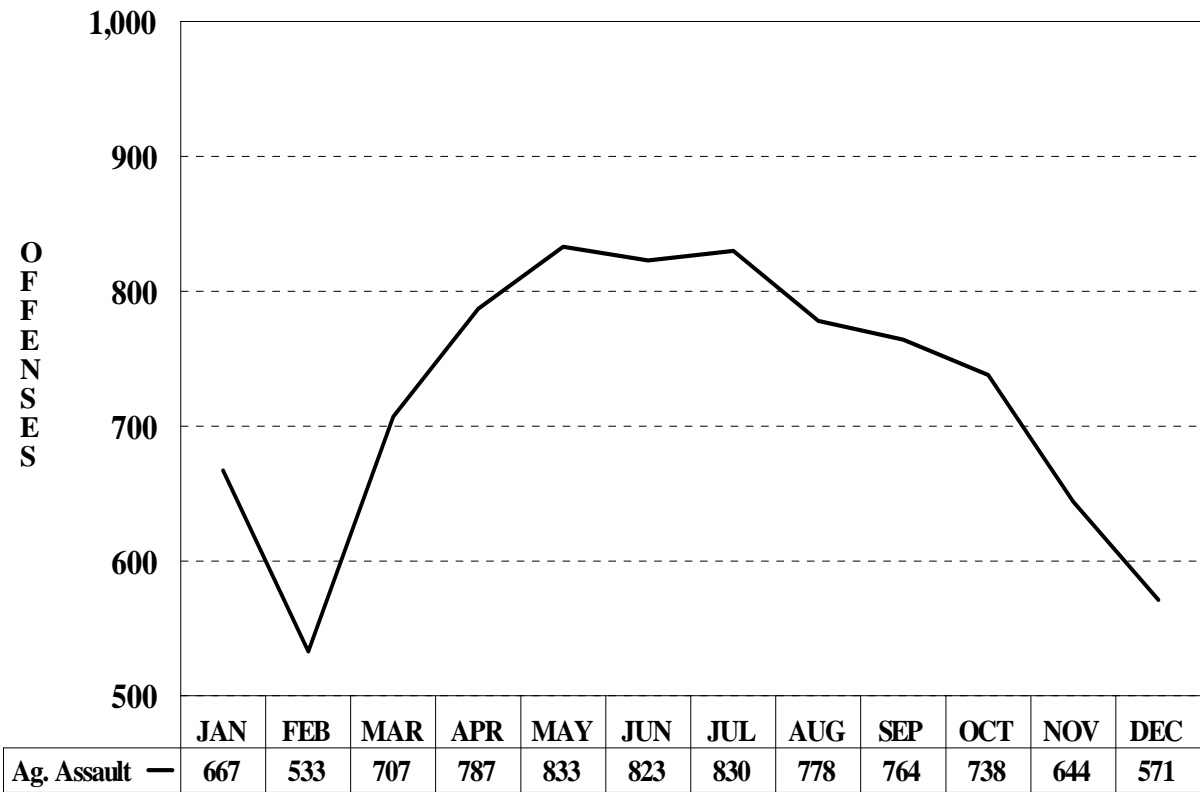
**Aggravated Assault**



Aggravated assault includes: assaults or attempts to kill or murder; poisoning; assault with a dangerous or deadly weapon; maiming, mayhem, assault with explosives, and assault with disease (as in cases when the offender is aware that he/she is infected with a deadly disease and deliberately attempts to inflict the disease by biting, spitting, etc.). It is not necessary that injury result from an aggravated assault when a weapon is used which could cause serious personal injury. By definition, there can be no attempted assaults.

In 2009, the contributing agencies reported 8,675 aggravated assault offenses resulting in 9,916 persons assaulted. The month of May had the greatest number of offenses reported.

**MONTHS**



## Victims and Offenders of Aggravated Assaults

AGE, GENDER AND RACE OF VICTIM						
Race	Male			Female		
	0 - 17	18 - 35	36+	0 - 17	18 - 35	36+
White	503	1881	1146	176	831	614
Black	423	1537	991	244	914	468
Am. Ind./Alskn	0	2	4	0	1	4
Asian/Pacfc Isl.	11	30	13	3	10	10
Unknown Race	24	21	13	10	7	7
<b>TOTAL</b>	<b>961</b>	<b>3471</b>	<b>2167</b>	<b>433</b>	<b>1763</b>	<b>1103</b>

Note: Gender unknown = 18.  
Age range 0-17 includes unknown age.

AGE, GENDER AND RACE OF OFFENDER						
Race	Male			Female		
	0 - 17	18 - 35	36+	0 - 17	18 - 35	36+
White	567	2063	1032	84	446	294
Black	1070	2070	805	267	809	334
Am. Ind./Alskn	0	3	1	0	1	0
Asian/Pacfc Isl.	10	48	10	3	10	2
Unknown Race	53	23	12	6	5	4
<b>TOTAL</b>	<b>1700</b>	<b>4207</b>	<b>1860</b>	<b>360</b>	<b>1271</b>	<b>634</b>

Note: Gender unknown = 723.  
Age range 0-17 includes unknown age.



# Aggravated Assault

Relationship of Victim to Offender (may include multiple relationships)	
Spouse	432
Common-Law Spouse	36
Parent	163
Sibling	223
Child	208
Grandparent	10
Grandchild	11
In-Law	50
Stepparent	47
Stepchild	37
Stepsibling	6
Other Family Member	230
Victim Was Offender	511
Acquaintance	2627
Friend	431
Neighbor	142
Babysittee (the baby)	10
Boyfriend/Girlfriend	1034
Child of Boyfriend/Girlfriend	39
Homosexual Relationship	40
Ex-Spouse	28
Employee	14
Employer	9
Otherwise Known	1052
Relationship Unknown	3336
Victim Was Stranger	2147

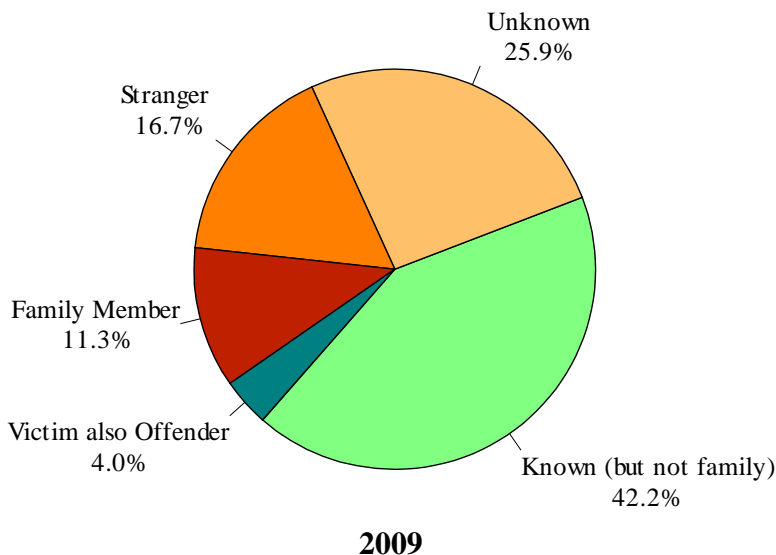
Circumstances of Aggravated Assaults	
Argument	3827
Assault on Law Officer	334
Drug Dealing	48
Gangland	46
Juvenile Gang	27
Lover's Quarrel	424
Other Felony Involved	59
Other Circumstances	1876
Unknown Circumstances	3365

(Up to 2 circumstances can be reported for each victim.)

Gang Related Criminal Information*	
<u>State Criminal Code</u>	<u>Arrests</u>
§18.2-46.2 Prohibited criminal street gang participation.	335
§18.2-46.3 Recruitment of persons for criminal street gang; penalty.	39
§18.2-46.3:1 Third or subsequent conviction of criminal street gang crimes.	0
§18.2-46.3:3 Enhanced punishment for gang activity taking place in a school zone; penalties.	0
§18.2-55.1 Hazing of youth gang members unlawful; criminal liability.	4

\*“§ 52-28.1. Reporting gang related criminal information; inclusion in annual Crime in Virginia report.  
The Department of State Police shall include arrest statistics for violation of §§ 18.2-46.2, 18.2-46.3, 18.2-46.3:1, 18.2-46.3:3, and 18.2-55.1 in the annual Crime in Virginia report.”

Victim to Offender Relationship





## **Burglary**

*The unlawful entry into a building or other structure with the intent to commit a felony or a theft*

*A "structure" is considered to include, but not be limited to, all buildings, railroad car, garage, housetrailer or houseboat (if used as permanent dwelling), room, barn, stable, mill and ship.*

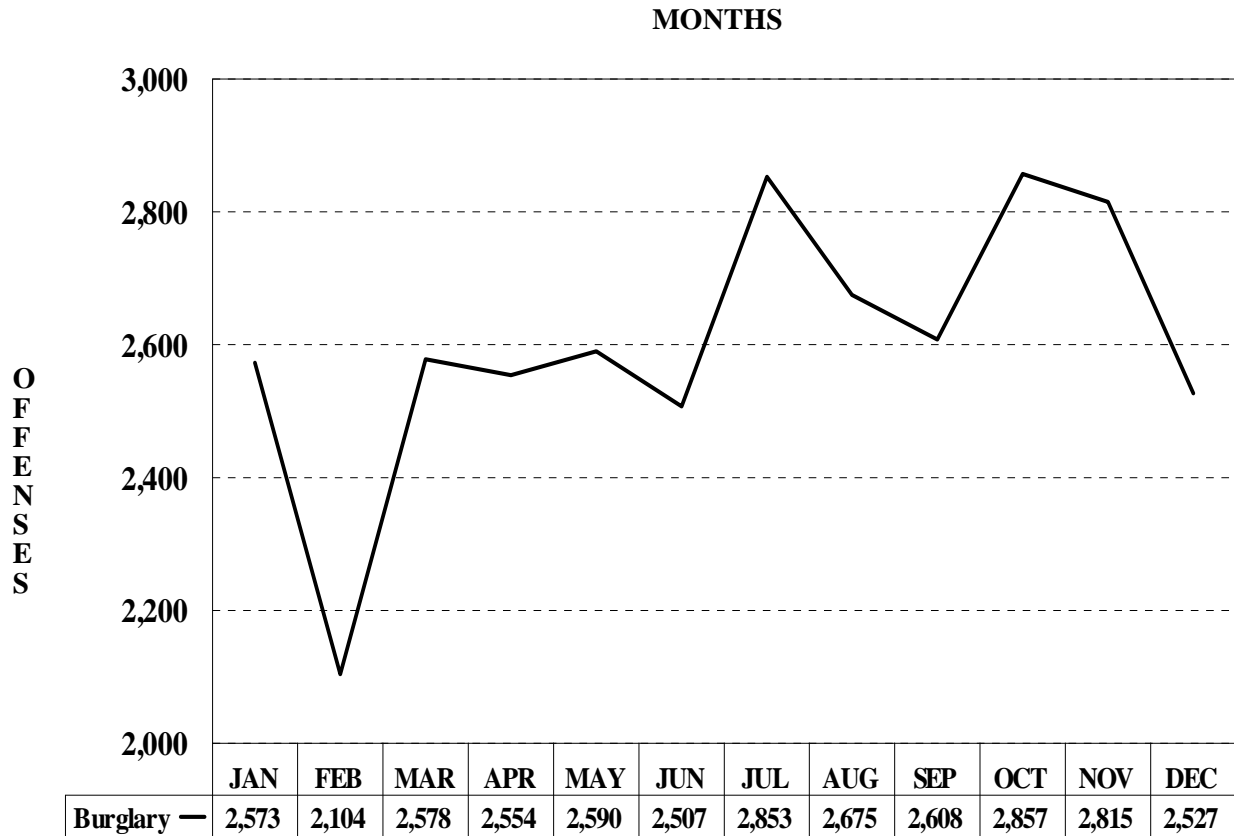
## Burglary



Offenses locally known as burglary (any degree), unlawful entry with intent to commit a larceny or felony, breaking and entering with intent to commit a larceny, and housebreaking are classified as burglary.

Thefts from telephone booths, coin-operated machines, automobiles, tents, or shoplifting from commercial establishments are classified as larcenies and are not included in this offense.

There were 31,241 burglaries/attempted burglaries reported by the contributing agencies in 2009. The month of October had the greatest occurrence of burglaries.



# Victims and Offenders of Burglaries

AGE, GENDER AND RACE OF VICTIM						
Race	Male			Female		
	0 - 17	18 - 35	36+	0 - 17	18 - 35	36+
White	407	4081	6496	285	3275	4713
Black	154	1973	2038	127	2871	2395
Am. Ind./Alskn	7	7	14	7	6	7
Asian/Pacfc Isl.	12	105	145	9	79	105
Unknown Race	76	83	86	50	69	69
<b>TOTAL</b>	<b>656</b>	<b>6249</b>	<b>8779</b>	<b>478</b>	<b>6300</b>	<b>7289</b>

Note: Gender unknown = 70.  
Age range 0-17 includes unknown age.

AGE, GENDER AND RACE OF OFFENDER						
Race	Male			Female		
	0 - 17	18 - 35	36+	0 - 17	18 - 35	36+
White	1592	4068	1157	194	804	304
Black	2254	3475	877	148	446	93
Am. Ind./Alskn	1	5	1	0	2	0
Asian/Pacfc Isl.	36	51	12	10	12	6
Unknown Race	232	120	25	26	8	7
<b>TOTAL</b>	<b>4115</b>	<b>7719</b>	<b>2072</b>	<b>378</b>	<b>1272</b>	<b>410</b>

Note: Gender unknown = 7787.  
Age range 0-17 includes unknown age.

# Burglary

Point of Entry/Exit During Burglary	Entry	Exit
Front	4901	4070
Rear	6005	4454
Side	1992	1229
Attic	36	19
Vent/AC	103	37
Window	4418	1683
Door	7347	8302
Patio/Sliding Dr	431	471
Balcony/Fire Escape	30	20
Attached Garage	433	321
Wall	80	55
Vehicle	4	7
Floor	16	8
Roof/Skylight	72	36
Hidden Within	3	8
Other	425	237
Unknown	1173	1634

(Up to 2 entry and exit points can be reported for each offense.)

Resident Status* of Victim	Number
Resident	27404
Nonresident	2018
Unknown	399
<b>Total</b>	<b>29821</b>

\* Resident of jurisdiction where offense occurred.

Type Security of Structure	Number
Alarm/Audio	1159
Alarm/Silent	234
Bars/Grate	69
Camera	447
Dog	196
Dead Bolt	2136
Locked	9063
Unlocked	2147
Exterior Lights	239
Interior Lights	113
Fence	166
Guard	59
Neighborhood Watch	18
Other	172
None	3176

(Up to 2 security types can be reported for each offense.)

Note: Type of security not reported = 11847.

How Offender(s) Left Scene	Number
Auto	778
Truck	153
Van	45
Motorcycle	12
Bicycle	92
Foot	1903
Moped	8
Other	273
Unknown	11070

Note: Not reported = 16907.

## Burglaries By Day of Week and Time of Day

Day/Time	00:00	02:00	04:00	06:00	08:00	10:00	12:00	14:00	16:00	18:00	20:00	22:00	Unk
	01:59	03:59	05:59	07:59	09:59	11:59	13:59	15:59	17:59	19:59	21:59	23:59	
Monday	347	178	139	409	616	393	421	373	462	414	305	275	267
Tuesday	312	131	117	401	548	392	384	360	490	424	363	293	304
Wednesday	353	155	122	423	522	388	433	399	483	421	324	302	282
Thursday	362	170	135	404	526	364	414	379	488	459	360	335	275
Friday	388	159	132	363	568	380	465	450	638	513	395	386	328
Saturday	395	233	152	144	308	281	380	331	436	418	350	352	271
Sunday	399	231	157	114	276	278	332	286	384	321	305	308	238
<b>TOTAL</b>	<b>2556</b>	<b>1257</b>	<b>954</b>	<b>2258</b>	<b>3364</b>	<b>2476</b>	<b>2829</b>	<b>2578</b>	<b>3381</b>	<b>2970</b>	<b>2402</b>	<b>2251</b>	<b>1965</b>



## **Larceny**

*The unlawful taking, carrying, leading, or riding away of property from the possession, or constructive possession, of another person*

### **Pocket Picking**

*The theft of articles from another person's physical possession by stealth where the victim usually does not become immediately aware of the theft*

### **Purse Snatching**

*The grabbing or snatching of a purse, handbag, etc., from the physical possession of another person*

### **Shoplifting**

*The theft, by someone other than an employee of the victim, of goods or merchandise exposed for sale*

### **Theft From Building**

*The theft from within a building which is either open to the general public or where the offender has legal access*

### **Theft From Coin-Operated Machine or Device**

*The theft from a machine or device which is operated or activated by the use of coins*

### **Theft From Motor Vehicle**

*The theft of articles from a motor vehicle, whether locked or unlocked*

### **Theft of Motor Vehicle Parts or Accessories**

*The theft of any part or accessory affixed to the interior or exterior of a motor vehicle in a manner which would make the item an attachment of the vehicle, or necessary for its operation*

### **All Other Larceny**

*All thefts which do not fit any of the definitions of the specific subcategories of Larceny/Theft listed above*

*Included are thefts from fenced enclosures. Thefts of animals, bicycles, lawn mowers, lawn furniture, hand tools, and farm and construction equipment are also included where no breaking or entering of a structure is involved.*

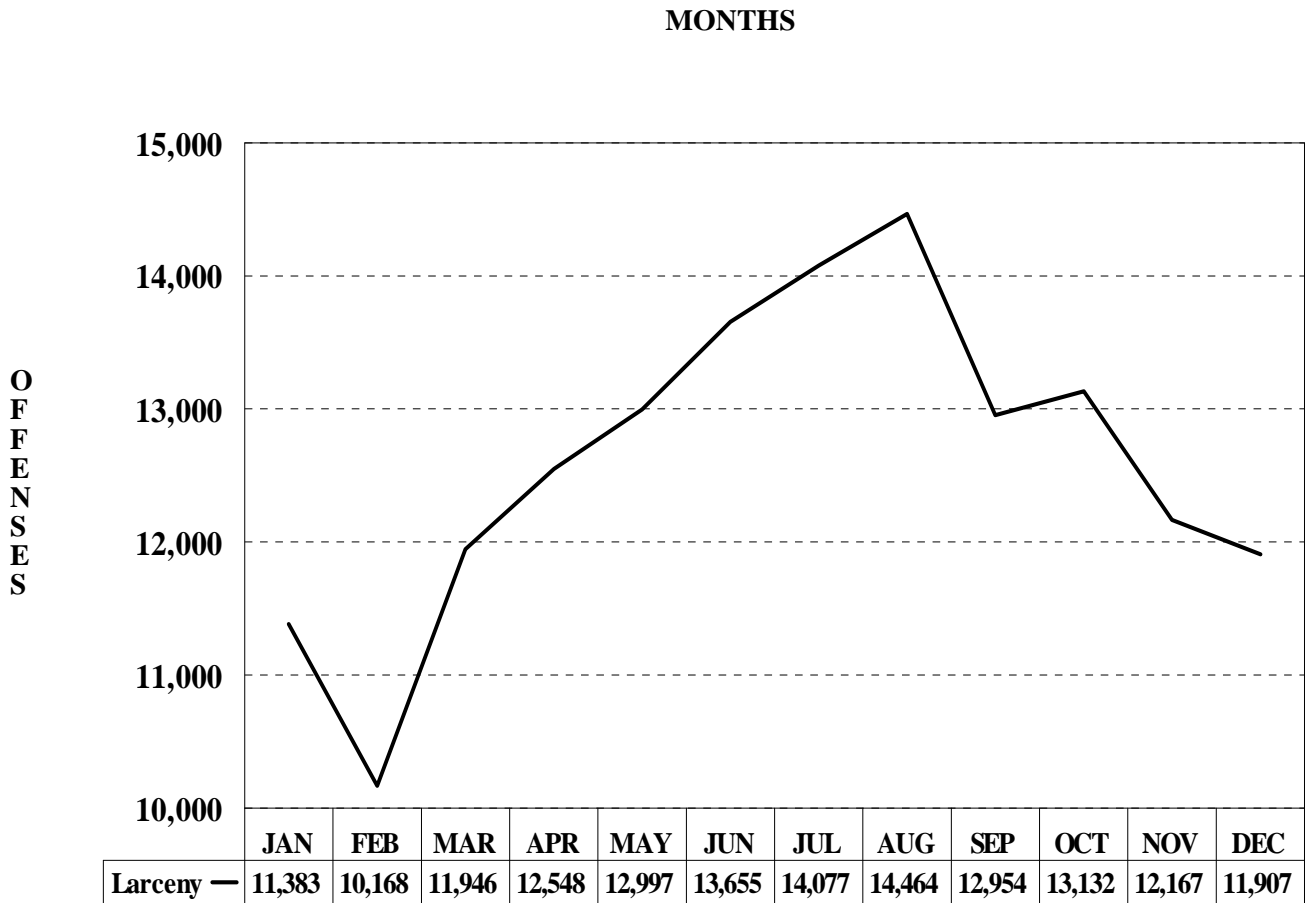
## Larceny



Local offense classifications such as grand theft, petty larceny, or felony larceny have no bearing on the fact that each distinct operation of larceny is reported as one offense.

Motor vehicle theft is not included in the larceny totals and is counted separately because of the great volume of such thefts.

There were 151,398 larceny/attempted larceny offenses reported by the contributing agencies during 2009. August had the greatest occurrence of offenses reported.



# Larceny

The nature of larceny, a crime of opportunity, sneak thievery and petty unobserved thefts, makes it an extremely difficult offense for law enforcement officers to solve. A lack of witnesses and the volume of these crimes work in the offender's favor.

Location	Number
Air/Bus/Train Terminal	474
Bank/Savings & Loan	382
Bar/Night Club	742
Church/Synagogue/Temple	588
Commercial/Office Building	3609
Construction Site	959
Convenience Store	5920
Department/Discount Store	17687
Drug Store/Dr Office/Hospital	1853
Field/Woods	977
Government/Public Building	1186
Grocery/Supermarket	5723
Highway/Road/Alley	13241
Hotel/Motel/Etc.	1643
Jail/Penitentiary	50
Lake/Waterway	300
Liquor Store	1142
Parking Lot/Garage	22046
Rental/Storage Facility	384
Residence/Home	49050
Restaurant	2261
School/College	6278
Service/Gas Station	2113
Specialty Store	4506
Other/Unknown	8284
<b>TOTAL</b>	<b>151398</b>

Classification	Number
Pocket Picking	456
Purse Snatching	305
Shoplifting	29866
Theft From Building	20163
Theft From Coin-Operated Machine or Device	483
Theft From Motor Vehicles	39289
Theft of Motor Vehicle Parts & Accessories	15395
All Other Larceny	45441
<b>TOTAL</b>	<b>151398</b>

Day of Week	Number
Monday	22035
Tuesday	21753
Wednesday	22269
Thursday	22571
Friday	23553
Saturday	20932
Sunday	18285
<b>TOTAL</b>	<b>151398</b>





## **Motor Vehicle Theft**

*Theft of a motor vehicle. A motor vehicle is defined as a self-propelled vehicle that runs on the surface of land and not on rails, and which fits one of the following descriptions:*

**Automobiles** - *sedans, coupes, station wagons, convertibles, taxicabs, or other similar motor vehicles which serve the primary purpose of transporting people*

**Buses** - *motor vehicles which are specifically designed (but not necessarily used) to transport groups of people on a commercial basis*

**Recreational Vehicles** - *motor vehicles which are specifically designed (but not necessarily used) to transport people and also provide them temporary lodging for recreational purposes*

**Trucks** - *motor vehicles which are specifically designed (but not necessarily used) to transport cargo*

**Other Motor Vehicles** - *any other motor vehicles, e.g., motorcycles, motor scooters, trail bikes, mopeds, snowmobiles, golf carts, etc., whose primary purpose is to transport people*

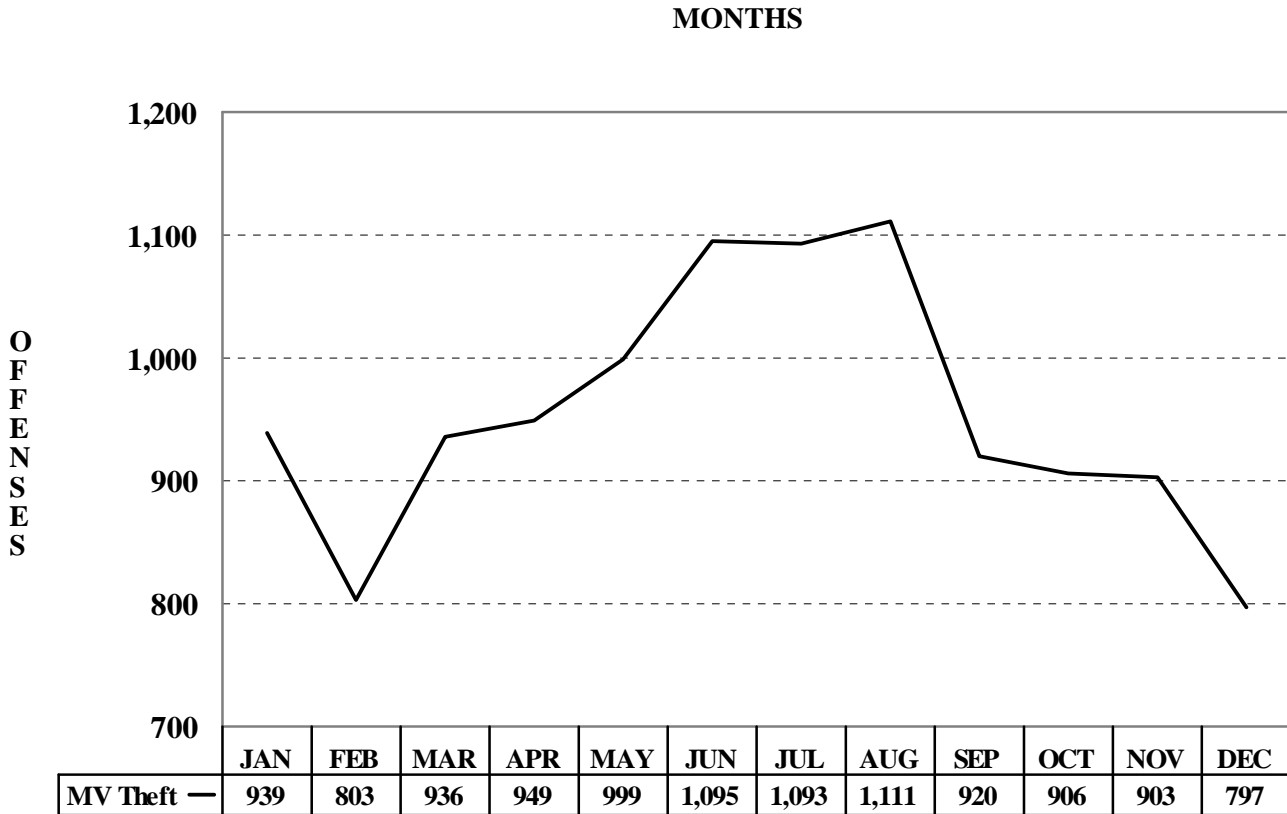
**Motor Vehicle  
Theft**



All cases where motor vehicles are taken by persons not having lawful access even though the vehicles are later abandoned are counted in this offense. Joyriding is included.

Unauthorized use by chauffeurs and others having lawful access to the vehicle is not included in motor vehicle theft.

In 2009, contributing agencies reported 11,451 offenses of motor vehicle theft (10,862 completed and 589 attempted). A total of 11,182 motor vehicles were reported stolen. August had the greatest occurrence of offenses reported.



## Victims and Offenders of Motor Vehicle Thefts

AGE, GENDER AND RACE OF VICTIM						
Race	Male			Female		
	0 - 17	18 - 35	36+	0 - 17	18 - 35	36+
White	103	1802	2346	46	867	1191
Black	19	910	1087	19	888	933
Am. Ind./Alskn	0	3	3	0	1	0
Asian/Pacfc Isl.	0	47	62	2	29	28
Unknown Race	39	53	63	12	27	37
<b>TOTAL</b>	<b>161</b>	<b>2815</b>	<b>3561</b>	<b>79</b>	<b>1812</b>	<b>2189</b>

Note: Gender unknown = 30.  
Age range 0-17 includes unknown age.

AGE, GENDER AND RACE OF OFFENDER						
Race	Male			Female		
	0 - 17	18 - 35	36+	0 - 17	18 - 35	36+
White	385	993	399	74	219	110
Black	719	1112	391	56	148	64
Am. Ind./Alskn	0	4	0	0	0	1
Asian/Pacfc Isl.	7	12	5	1	2	2
Unknown Race	42	51	9	7	7	3
<b>TOTAL</b>	<b>1153</b>	<b>2172</b>	<b>804</b>	<b>138</b>	<b>376</b>	<b>180</b>

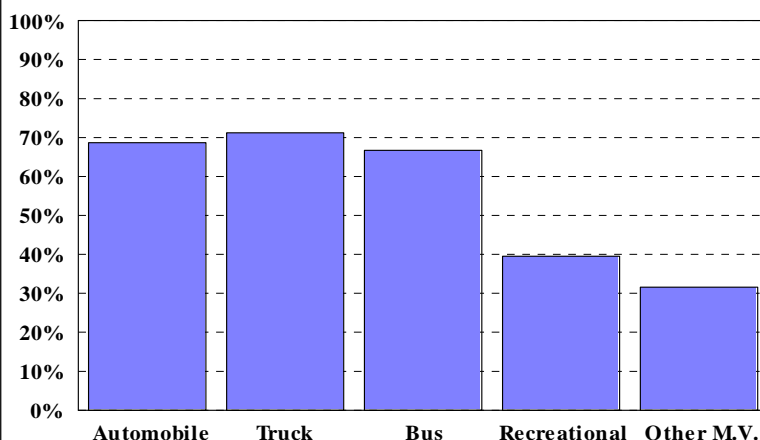
Note: Gender unknown = 2798.  
Age range 0-17 includes unknown age.

## Motor Vehicle Theft

Location of M/V Theft	Number
Air/Bus/Train Terminal	27
Bank/Savings & Loan	5
Bar/Night Club	30
Church/Synagogue/Temple	27
Commercial/Office Building	204
Construction Site	34
Convenience Store	104
Department/Discount Store	20
Drug Store/Dr Office/Hospital	14
Field/Woods	77
Government/Public Building	23
Grocery/Supermarket	25
Highway/Road/Alley	2340
Hotel/Motel/Etc.	95
Jail/Penitentiary	4
Lake/Waterway	4
Liquor Store	0
Parking Lot/Garage	3232
Rental/Storage Facility	33
Residence/Home	4371
Restaurant	55
School/College	85
Service/Gas Station	109
Specialty Store	82
Other/Unknown	451
<b>TOTAL</b>	<b>11451</b>

Vehicle Counts By Type		
Type	Stolen	Recovered
Automobiles	7670	5266
Buses	6	4
Recreational Vehicles	408	161
Trucks	777	553
Other Motor Vehicles	2321	733
<b>TOTAL</b>	<b>11182</b>	<b>6717</b>

**Vehicles Recovered By Type**



## Motor Vehicle Theft By Day of Week and Time of Day

Day/Time	00:00	02:00	04:00	06:00	08:00	10:00	12:00	14:00	16:00	18:00	20:00	22:00	Unk
	01:59	03:59	05:59	07:59	09:59	11:59	13:59	15:59	17:59	19:59	21:59	23:59	
Monday	147	68	55	91	125	87	118	104	155	160	215	200	98
Tuesday	142	59	47	91	109	78	105	100	147	195	198	200	103
Wednesday	139	59	47	85	111	79	104	94	144	185	225	243	93
Thursday	169	57	57	72	115	89	115	94	146	192	223	214	101
Friday	179	56	53	66	126	79	99	114	185	199	237	249	111
Saturday	214	105	48	60	83	100	117	98	116	169	207	246	109
Sunday	199	108	49	43	90	76	111	106	131	161	208	195	100
<b>TOTAL</b>	<b>1189</b>	<b>512</b>	<b>356</b>	<b>508</b>	<b>759</b>	<b>588</b>	<b>769</b>	<b>710</b>	<b>1024</b>	<b>1261</b>	<b>1513</b>	<b>1547</b>	<b>715</b>



## **Arson**

*To unlawfully and intentionally damage, or attempt to damage, any real or personal property by fire or incendiary device*

*The value of property burned, including incidental damage resulting from fighting the fire, is reported in the value of the property loss.*

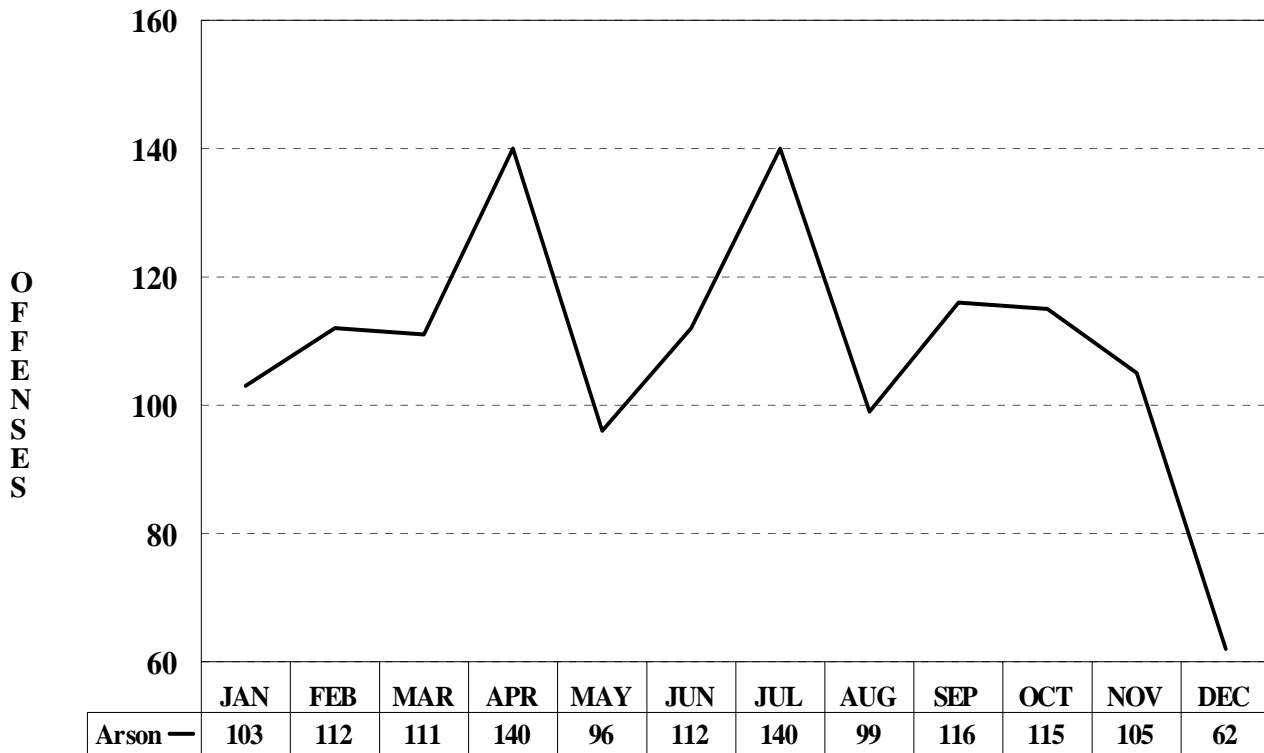
## Arson



Only fires determined through investigation to have been unlawfully and intentionally set are classified as Arson. Attempts to burn are included, but fires of suspicious or unknown origin are not reported.

There were 1,311 arsons/attempted arsons reported in 2009 by the contributing agencies resulting in a total property loss of \$15,132,607. The months of April and July had the most occurrences of arson reported.

### MONTHS



# Arson

## CLASSIFICATION BY LOCATION AND VALUE LOSS BY PROPERTY

Location of Arson	Number
Air/Bus/Train Terminal	2
Bank/Savings and Loan	2
Bar/Night Club	4
Church/Synagogue/Temple	22
Commercial/Office Building	28
Construction Site	11
Convenience Store	4
Department/Discount Store	5
Drug Store/Dr Office/ Hospital	9
Field/Woods	108
Government/Public Building	17
Grocery/Supermarket	3
Highway/Road/Alley	151
Hotel/Motel/Etc.	4
Jail/Prison	4
Lake/Waterway	2
Liquor Store	0
Parking Lot/Garage	108
Rental Storage Facility	6
Residence/Home	593
Restaurant	7
School/College	89
Service/Gas Station	5
Specialty Store	14
Other/Unknown	113
<b>TOTAL</b>	<b>1311</b>

Structures	Loss Value
Single Occupancy Dwelling	\$6,259,702
Other Dwelling	2,150,462
Commercial/Business	1,506,013
Industrial/Manufacturing	10,000
Public/Community	93,969
Storage	211,001
Other	930,328
<b>Non-Structure</b>	
Alcohol	0
Automobiles	\$1,118,206
Bicycles	200
Buses	47,500
Clothes/Furs	10,020
Computer Hardware/Software	4,684
Consumable Goods	252
Farm Equipment	47,300
Firearms	0
Heavy Construction/Indust.	740,500
Household Goods	260,511
Jewelry/Precious Metals	0
Merchandise	152
Money	700
Negotiable Instruments	1,000
Office-Type Equipment	0
Other Motor Vehicles	130,901
Purses/Handbags/Wallets	117
Radios/TVs/VCRs	600
Recordings-Audio/Visual	1,700
Recreational Vehicles	48,252
Tools	5
Trucks	1,036,403
Vehicle Parts/Accessories	2,551
Watercraft	25,600
Other	493,978
Pending Inventory	0
<b>TOTAL</b>	<b>\$15,132,607</b>

# Arson

Point of Entry/Exit During Arson	Entry	Exit
Front	21	17
Rear	18	11
Side	16	6
Attic		
Vent/AC		
Window	7	1
Door	24	25
Patio/Sliding Dr	2	1
Balcony/Fire Escape		1
Attached Garage		1
Wall		
Vehicle	6	3
Floor		
Roof/Skylight		1
Hidden Within		1
Other	20	9
Unkown	33	34

(Up to 2 entry and exit points can be reported for each offense.)

Gender and Race of Victim		
Race	Male	Female
White	327	208
Black	133	137
Am.Ind./Alskn	1	0
Asian/Pacfc Isl.	4	4
Unknown Race	25	20
<b>TOTAL</b>	<b>490</b>	<b>369</b>

Note: Gender not reported = 27.

Gender and Race of Offender		
Race	Male	Female
White	460	75
Black	255	59
Am.Ind./Alskn	1	2
Asian/Pacfc Isl.	5	0
Unknown Race	13	0
<b>TOTAL</b>	<b>734</b>	<b>136</b>

Note: Gender not reported = 301

## Arson By Day of Week and Time of Day


Day/Time	00:00	02:00	04:00	06:00	08:00	10:00	12:00	14:00	16:00	18:00	20:00	22:00	Unk
	01:59	03:59	05:59	07:59	09:59	11:59	13:59	15:59	17:59	19:59	21:59	23:59	
Monday	24	15	11	8	9	9	8	15	17	15	18	14	13
Tuesday	26	10	8	6	7	8	9	17	21	12	24	18	6
Wednesday	21	23	5	8	9	7	15	15	17	17	14	26	6
Thursday	22	6	11	9	11	9	11	13	19	18	18	16	11
Friday	19	13	2	8	12	6	16	15	21	16	20	26	5
Saturday	29	16	17	8	4	4	9	25	17	15	23	36	12
Sunday	37	29	17	7	7	11	9	15	16	15	17	27	5
<b>TOTAL</b>	<b>178</b>	<b>112</b>	<b>71</b>	<b>54</b>	<b>59</b>	<b>54</b>	<b>77</b>	<b>115</b>	<b>128</b>	<b>108</b>	<b>134</b>	<b>163</b>	<b>58</b>





### **III**

# **Summary of Group A Offenses**



# Violent Crime

Violent crime offenses include murder/nonnegligent manslaughter, aggravated assault, forcible sex offenses and robbery. All violent crimes involve force or threat of force.

Contributing agencies reported 19,807 violent crime offenses involving 22,588 individual victims.

Relationship of Victim to Offender (may include multiple relationships)	Percent
Spouse	1.8
Common-Law Spouse	.1
Parent	.6
Sibling	1.2
Child	1.6
Grandparent	0
Grandchild	.3
In-Law	.2
Stepparent	.3
Stepchild	.5
Stepsibling	.1
Other Family Member	2.0
Victim Was Offender	1.8
Acquaintance	15.4
Friend	2.9
Neighbor	.8
Babysittee (the baby)	.1
Boyfriend/Girlfriend	4.5
Child of Boyfriend/Girlfriend	.3
Homosexual Relationship	.1
Ex-Spouse	.1
Employee	.1
Employer	.1
Otherwise Known	6.7
Stranger	25.3
Unknown	32.8

Violent Crime: Offender(s) Suspected of Using By Offense (Up to 3 suspected usages can be reported for each offense.)			
Suspected of Using	Alcohol	Computer Equipment	Drugs
Murder/Non-Negl. Mansl.	16	0	9
Aggravated Assault	1284	5	121
Forcible Rape	226	2	58
Forcible Sodomy	35	6	12
Sexual Assault w/Object	33	0	3
Forcible Fondling	126	34	24
Robbery	168	3	46
<b>Total</b>	<b>1888</b>	<b>50</b>	<b>273</b>

Resident Status* of Victim	Percent
Resident	80.0
Nonresident	17.6
Unk/Not Reported	2.4

\* Resident of jurisdiction where offense occurred.

## Violent Crime Location By Offense

Location	Murder/ Nonneg. Mnslghtr	Aggrvatd Assault	Forcible Rape	Forcible Sodomy	Sexual Assault w/Object	Forcible Fondling	Robbery
Air/Bus/Train Terminal	1	11	1	1	1	10	9
Bank/Savings & Loan	0	4	0	0	0	2	245
Bar/Night Club	7	224	5	0	1	11	22
Church/Synagogue/Temple	0	14	3	11	0	15	11
Commercial/Office Building	0	38	2	3	2	17	54
Construction Site	0	7	1	0	0	0	3
Convenience Store	4	80	4	0	1	7	471
Department/Discount Store	0	22	2	1	1	15	94
Drug Store/Dr Office/Hospital	1	30	8	6	6	30	51
Field/Woods	10	140	53	16	7	36	133
Government/Public Building	0	47	6	4	3	44	15
Grocery/Supermarket	0	20	0	0	0	3	54
Highway/Road/Alley	69	2007	72	18	9	107	1984
Hotel/Motel	4	88	70	16	2	26	146
Jail/Penitentiary	1	60	1	6	3	7	1
Lake/Waterway	2	8	3	1	3	5	2
Liquor Store	0	3	0	0	0	0	9
Parking Lot/Garage	28	724	35	11	2	34	872
Rental/Storage Facility	0	2	3	0	0	0	3
Residence/Home	180	4497	1098	402	179	1452	1386
Restaurant	1	78	4	2	2	31	238
School/College	1	221	37	11	13	150	66
Service/Gas Station	1	21	0	0	0	2	102
Specialty Store	1	15	1	5	4	17	117
Other/Unknown	13	314	88	25	15	176	233
<b>TOTAL</b>	<b>324</b>	<b>8675</b>	<b>1497</b>	<b>539</b>	<b>254</b>	<b>2197</b>	<b>6321</b>

## Violent Crime By Day of Week and Time of Day

Day/Time	00:00	02:00	04:00	06:00	08:00	10:00	12:00	14:00	16:00	18:00	20:00	22:00	Unk
	01:59	03:59	05:59	07:59	09:59	11:59	13:59	15:59	17:59	19:59	21:59	23:59	
Monday	310	138	66	60	142	122	195	201	244	284	365	307	214
Tuesday	275	125	55	63	112	143	167	227	241	270	355	363	197
Wednesday	296	119	61	48	111	147	204	218	227	259	344	323	196
Thursday	348	164	68	62	121	137	206	203	219	262	366	364	205
Friday	352	175	62	63	103	164	183	227	265	265	374	467	227
Saturday	572	406	134	80	86	107	163	145	210	281	396	474	235
Sunday	598	406	150	65	86	98	139	159	196	245	348	340	242
<b>TOTAL</b>	<b>2751</b>	<b>1533</b>	<b>596</b>	<b>441</b>	<b>761</b>	<b>918</b>	<b>1257</b>	<b>1380</b>	<b>1602</b>	<b>1866</b>	<b>2548</b>	<b>2638</b>	<b>1516</b>

## Type Weapon/Force Involved By Violent Offense

(Up to 3 types of weapon/force can be reported for each offense.)

Type Weapon/Force	Murder/ Nonneg. Mnslghtr	Aggravated Assault*	Forcible Rape	Forcible Sodomy	Sexual Assault w/Object	Forcible Fondling	Robbery
Firearm (type unknown)	83	527	7	1	0	4	476
Automatic Firearm	5	29	1	0	0	0	56
Handgun	86	763	22	7	0	5	2357
Automatic Handgun	17	84	1	2	0	0	338
Rifle	7	40	0	0	0	0	52
Automatic Rifle	1	5	0	0	0	0	5
Shotgun	7	82	4	2	0	0	154
Automatic Shotgun	0	3	0	0	0	0	2
Other Firearm	5	106	1	0	0	0	46
Other Auto. Firearm	0	6	0	0	0	0	3
Knife/Cutting Instr.	39	2012	41	9	0	2	470
Blunt Object	10	1287	3	1	2	0	143
Motor Vehicle	2	363	0	0	0	0	3
Personal Weapon	26	2278	920	335	171	1452	1627
Poison	0	13	1	0	0	0	0
Explosives	0	7	0	0	0	0	8
Fire/Incend. Device	0	29	0	0	0	0	0
Drugs/Narc./Sleep Pills	5	8	10	3	0	0	0
Asphyxiation	3	7	1	0	0	0	1
Other	15	1082	125	39	24	167	213
Unknown	23	340	78	36	28	129	326

Note: Type of weapon/force involved not reported for 488 offenses.

## Type Injury Sustained By Violent Offense

(Up to 5 injuries can be reported for each victim.)

Type Injury	Aggravated Assault*	Forcible Rape	Forcible Sodomy	Sexual Assault w/Object	Forcible Fondling	Robbery
None	2953	1034	482	196	2186	5633
Apparent Broken Bones	565	2	1	1	0	36
Possible Internal Injury	469	109	23	15	29	58
Severe Laceration	2231	8	2	0	1	171
Apparent Minor Injury	2712	324	66	47	152	1534
Other Major Injury	1420	48	9	7	50	156
Loss of Teeth	144	0	0	0	0	13
Unconsciousness	217	8	0	0	2	36
<b>Total with Injury</b>	<b>7758</b>	<b>499</b>	<b>101</b>	<b>70</b>	<b>234</b>	<b>2004</b>

\*Assaults are classified as 'aggravated' if a weapon is used, even if there is no injury to the victim. All other violent offenses include attempts.

## Victims and Offenders of Violent Crimes

AGE, GENDER AND RACE OF VICTIM						
Race	Male			Female		
	0 - 17	18 - 35	36+	0 - 17	18 - 35	36+
White	1160	3572	2065	1919	2372	1462
Black	915	2868	1827	985	1795	903
Am. Ind./Alskn	1	13	12	3	7	7
Asian/Pacfc Isl.	27	121	74	33	63	50
Unknown Race	47	70	42	74	27	23
<b>TOTAL</b>	<b>2150</b>	<b>6644</b>	<b>4020</b>	<b>3014</b>	<b>4264</b>	<b>2445</b>

Note: Gender unknown = 51.  
Age range 0-17 includes unknown age.

AGE, GENDER AND RACE OF OFFENDER						
Race	Male			Female		
	0 - 17	18 - 35	36+	0 - 17	18 - 35	36+
White	1845	3875	1994	171	631	355
Black	5678	5051	1466	473	977	387
Am. Ind./Alskn	1	6	2	0	1	0
Asian/Pacfc Isl.	61	76	29	4	12	2
Unknown Race	296	70	20	21	10	5
<b>TOTAL</b>	<b>7881</b>	<b>9078</b>	<b>3511</b>	<b>669</b>	<b>1631</b>	<b>749</b>

Note: Gender unknown = 1946.  
Age range 0-17 includes unknown age.

# Property Crime

Property crimes, or crimes against property, are listed below. Robbery is considered a crime against property, however, it is also a violent crime and is listed again in the violent crime section of this report.

Contributing agencies reported 321,679 property offenses during 2009. More property crimes occurred on a Friday than any other day of the week.

## Property Crime: Offender(s) Suspected of Using By Offense

(Up to 3 suspected usages can be reported for each offense.)

Offense	Alcohol	Drugs	Computer Equipment
Arson	32	5	1
Bribery	4	1	0
Burglary	392	106	50
Counterfeiting/Forgery	109	74	119
Destruction/Vandalism	1820	158	38
Embezzlement	16	12	62
Extortion	2	1	8
Fraud	418	159	991
Larceny	1708	545	215
Motor Vehicle Theft	162	41	6
Robbery	168	46	3
Stolen Property	37	41	8
<b>Total</b>	<b>4868</b>	<b>1189</b>	<b>1501</b>

## Property Crimes By Day of Week and Time of Day

Day/Time	00:00	04:00	08:00	12:00	16:00	20:00	Unk
	03:59	07:59	11:59	15:59	19:59	23:59	
Monday	5452	2855	7919	9201	10340	8100	2644
Tuesday	5113	2644	7277	8811	10624	8310	2496
Wednesday	5328	2889	7176	8916	10714	8576	2516
Thursday	5702	2728	7443	9067	10751	8658	2731
Friday	5977	2770	7624	9948	12162	9849	2875
Saturday	7004	2298	5925	8621	9503	9613	2592
Sunday	7098	1979	5046	7429	8201	7808	2376
<b>TOTAL</b>	<b>41674</b>	<b>18163</b>	<b>48410</b>	<b>61993</b>	<b>72295</b>	<b>60914</b>	<b>18230</b>

## Other Property Crime Locations

Location	Bribery	Burglary	Cntrft/ Forgery	Destruct/ Vandal	Embezzle- ment	Extor- tion	Fraud	Stolen Property
Air/Bus/Train Terminal	0	12	10	114	6	0	40	4
Bank/Savings and Loan	0	22	1085	85	66	3	1549	7
Bar/Night Club	0	64	47	269	8	0	796	2
Church/Synagogue/ Temple	0	363	9	700	6	1	27	3
Commercial/ Office Bldg	0	1240	188	2232	239	7	592	22
Construction Site	0	215	3	412	4	0	12	0
Convenience Store	1	536	963	735	199	1	1082	31
Department/ Discount Store	0	169	598	524	756	1	1566	78
Drug Store/Dr Office/ Hospital	0	182	349	300	37	2	803	6
Field/Woods	0	34	12	929	9	0	47	14
Government/ Public Building	9	137	536	769	43	5	342	14
Grocery/ Supermarket	0	77	513	276	108	0	678	19
Highway/Road/ Alley	7	66	557	12939	40	8	1467	572
Hotel/Motel	0	148	38	623	23	5	199	11
Jail/Prison	0	9	101	79	5	0	70	4
Lake/Waterway	0	9	2	84	0	0	8	1
Liquor Store	0	17	24	22	6	0	14	2
Parking Lot/Garage	2	337	119	14158	46	4	445	260
Rental Storage Facility	0	212	3	257	7	0	77	12
Residence/Home	4	24160	757	37345	241	59	8483	348
Restaurant	0	447	429	785	388	2	804	11
School/College	0	561	100	2845	28	5	177	63
Service/Gas Station	0	257	190	401	70	0	414	14
Specialty Store	0	721	278	981	299	3	980	60
Other/Unknown	0	1246	560	5300	272	11	3839	207
<b>Total</b>	<b>23</b>	<b>31241</b>	<b>7471</b>	<b>83164</b>	<b>2906</b>	<b>117</b>	<b>24511</b>	<b>1765</b>

Location of offense for arson, larceny and motor vehicle theft can be found in the sections pertaining to these individual offenses. Location of offense for robbery is listed in the section on Violent Crime.

## Number of Other Property Crime Offenses By Day of Week

Offense	Monday	Tuesday	Wednesday	Thursday	Friday	Saturday	Sunday
Bribery	3	4	1	4	4	4	3
Counterfeiting/ Forgery	1165	1192	1117	1141	1368	864	624
Destruction/ Vandalism	11342	10644	10916	11321	13384	13445	12112
Embezzlement	418	418	444	491	486	368	281
Extortion	21	23	17	19	13	11	13
Fraud	3953	3813	3819	3882	4047	2834	2163
Stolen Property	271	255	263	305	288	203	180

Resident Status* of Victims of All Property Crimes	Percent
Resident	80.6
Nonresident	15.2
Unknown	4.2

\* Resident of jurisdiction where offense occurred.

## Victims and Offenders of All Property Crimes By Race and Gender

Race	Victims		Offenders	
	Male	Female	Male	Female
White	92127	75398	58373	25860
Black	32187	37646	55790	20218
American Indian/Alaskan Native	193	87	57	35
Asian/Pacific Islander	2775	1996	1124	627
Unknown Race	6091	5008	4407	1204
<b>Total</b>	<b>133373</b>	<b>120135</b>	<b>119751</b>	<b>47944</b>

Note: Gender not reported for victims = 1581.  
Gender not reported for offenders = 70755.



# Hate Crime

Hate crimes are not separate, distinct offenses, but rather reported crimes motivated by the offender's bias. Because of the difficulty of ascertaining the offender's subjective motivation, bias is reported only if investigation reveals sufficient information to lead a reasonable and prudent person to conclude that the offender's actions were motivated, in whole or in part, by bias against race, religion, disability, ethnicity or sexual-orientation. In 2009, there were 170 hate crimes reported.

Offense	Hate Bias Category				
	(Only one category can be reported for each offense.)				
	Racial	Religious	Ethnicity	Sexual Orientation	Disability
Arson	0	0	0	0	0
Assault	35	3	5	12	4
Burglary	6	0	0	2	0
Counterfeiting/Forg.	0	0	0	0	0
Damage/Vandalism	58	22	3	4	1
Drug/Narcotics	2	0	1	0	1
Embezzlement	0	0	0	0	0
Extortion	0	0	0	0	0
Fraud	0	0	0	0	0
Homicide	0	0	0	0	0
Larceny	1	1	0	1	2
Motor Vehicle Theft	0	0	0	0	2
Prostitution	0	0	0	0	0
Robbery	0	0	0	0	0
Forcible Sex Offenses	0	0	0	0	0
All Other Offenses	2	1	0	0	1
<b>TOTAL</b>	<b>104</b>	<b>27</b>	<b>9</b>	<b>19</b>	<b>11</b>

Religious	
Anti-Jewish	22
Anti-Catholic	2
Anti-Protestant	0
Anti-Islamic	1
Anti-Other Religion	1
Anti-Multi-Religious Group	1
Anti-Atheist/Agnostic	0

Racial	
Anti-White	13
Anti-Black	75
Anti-Am Ind/Alaskan Native	2
Anti-Asian/Pacific Islander	2
Anti-Multi-Racial	12

Ethnicity/National Origin	
Anti-Hispanic	3
Anti-Other Ethnicity/ National Origin	6

Sexual Orientation	
Anti-Male Homosexual	12
Anti-Female Homosexual	2
Anti-Homosexual (Male & Female)	4
Anti-Heterosexual	0
Anti-Bisexual	1

Disability	
Anti-Physical	0
Anti-Mental	11

## Victims and Offenders of Hate Crime


AGE, GENDER AND RACE OF VICTIM						
Race	Male			Female		
	0 - 17	18 - 35	36+	0 - 17	18 - 35	36+
White	4	22	23	1	10	23
Black	6	17	12	3	14	14
Am. Ind./Alskn	0	0	0	0	0	0
Asian/Pacfc Isl.	2	2	0	0	2	0
Unknown Race	0	0	0	0	1	1
<b>TOTAL</b>	<b>12</b>	<b>41</b>	<b>35</b>	<b>4</b>	<b>27</b>	<b>38</b>

AGE, GENDER AND RACE OF OFFENDER						
Race	Male			Female		
	0 - 17	18 - 35	36+	0 - 17	18 - 35	36+
White	11	31	13	3	8	2
Black	12	6	6	9	5	1
Am. Ind./Alskn	0	0	0	0	0	0
Asian/Pacfc Isl.	1	0	0	0	0	0
Unknown Race	1	0	0	0	0	0
<b>TOTAL</b>	<b>25</b>	<b>37</b>	<b>19</b>	<b>12</b>	<b>13</b>	<b>3</b>



# **IV**

## **Law Enforcement Officers Killed and Assaulted**



## Law Enforcement Officers Killed and Assaulted

Through the Incident Based Reporting program, additional information is collected on law enforcement officers assaulted and feloniously killed in the line of duty. During 2009, contributing agencies reported that no officers were feloniously killed in the line of duty and there were 1,225 other assaults on officers.

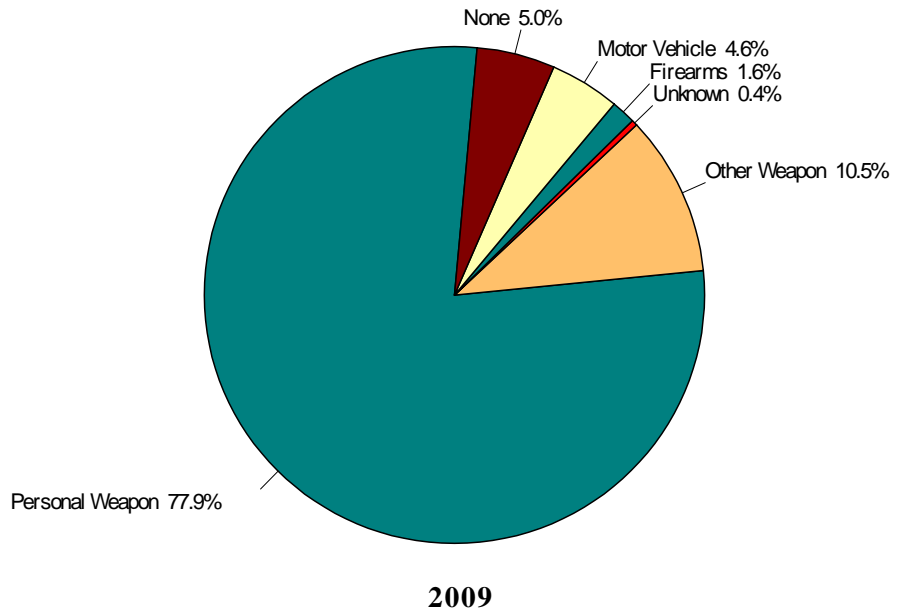
Information is provided on the activities and assignment at the time of the assault, type of weapon used to commit the offense, injuries involved and time the activity took place.

Additional information pertaining to law enforcement officers killed and assaulted is contained in an annual summary published by the FBI's National Uniform Crime Reporting Program.

### Officer Assaults

Activity	Number of Assaults	Percent
1. Responding to "disturbance" calls (family quarrels, man with gun, etc.)	328	26.8
2. Burglaries in progress or pursuing burglary suspects	14	1.1
3. Robberies in progress or pursuing robbery suspects	1	0.1
4. Attempting other arrests	305	24.9
5. Civil disorder (riot, mass disobedience)	28	2.3
6. Handling, transporting, custody of prisoners	139	11.3
7. Investigating suspicious persons or circumstances	79	6.4
8. Ambush - no warning	12	1.0
9. Mentally deranged	27	2.2
10. Traffic pursuits and stops	110	9.0
11. All Other	182	14.9
<b>TOTAL</b>	<b>1225</b>	<b>100</b>

*Officers  
Assaulted  
By Weapon*



Weapon	Number of Assaults
Firearm	2
Automatic Firearm	0
Handgun	14
Automatic Handgun	0
Rifle	2
Automatic Rifle	0
Shotgun	1
Automatic Shotgun	0
Other Automatic Firearm	1
Knife or Cutting Instrument	17
Blunt Object	9
Motor Vehicle	56
Personal Weapon	954
Asphyxiation	0
Fire/Incendiary Device	0
Other Weapon	103
Unknown/Not reported	5
None	61

(Up to 3 types of weapons can be reported for each offense.)

Day of Week	Number
Monday	143
Tuesday	164
Wednesday	163
Thursday	167
Friday	172
Saturday	237
Sunday	179
<b>Total</b>	<b>1225</b>

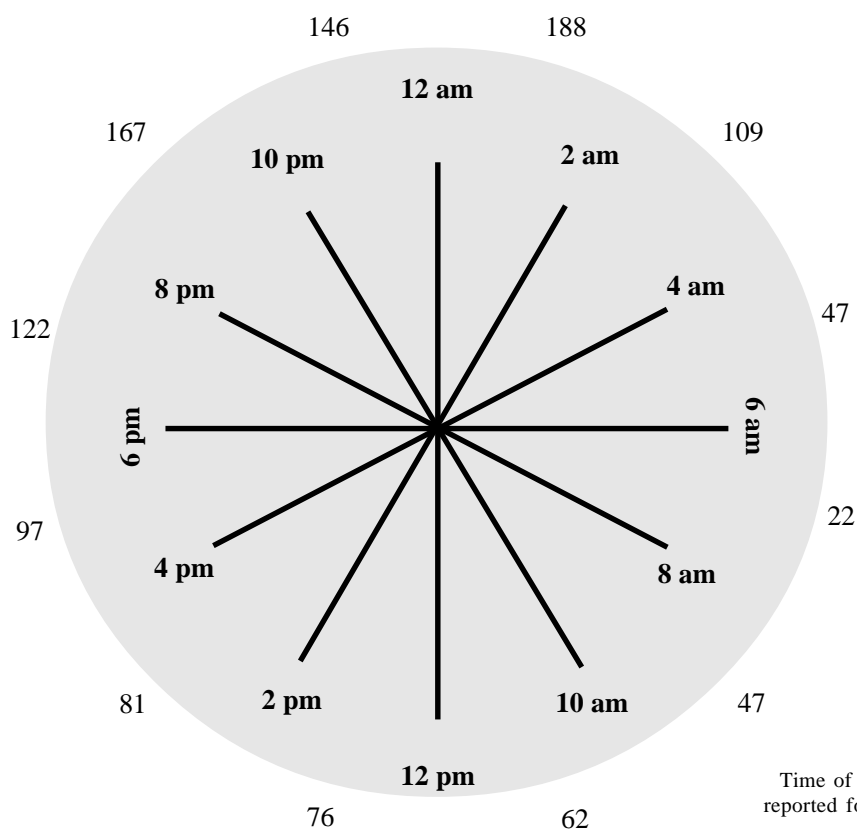
Type of Injury Sustained	
(Up to 5 injuries for each victim can be reported.)	
Broken Bone	7
Possible Internal Injury	1
Severe Laceration	5
Minor Injury	296
Other Major Injury	35
Loss of Teeth	1
Unconsciousness	1
No Injury	860

Note: Type of injury not reported for 19 assaults.

## Officer Assaults By Type of Assignment

	Number of Assaults	Percent
Two-Man Vehicle	115	9.4
One-Man Vehicle		
Alone	365	29.8
Assisted	418	34.1
Detective or Special Assignment		
Alone	8	0.7
Assisted	34	2.8
Other Assignments		
Alone	90	7.3
Assisted	195	15.9
<b>TOTAL</b>	<b>1225</b>	<b>100</b>


## Officer Assaults By Time of Day





# V

## Value of Property Loss



## Value of Property Stolen and Recovered By Month

The table below indicates the total value of property stolen and recovered by month for contributing agencies during 2009.

<b>Month</b>	<b>Stolen</b>	<b>Recovered</b>	<b>Percent Recovered</b>
January	\$22,506,401	\$4,663,676	20.7
February	20,743,732	4,133,446	19.9
March	22,969,937	5,567,495	24.2
April	22,047,473	4,096,768	18.6
May	22,531,645	4,533,719	20.1
June	23,462,844	4,864,519	20.7
July	28,165,352	5,325,298	18.9
August	22,568,282	4,908,643	21.8
September	22,178,916	3,932,421	17.7
October	24,762,223	3,682,508	14.9
November	21,737,848	3,427,420	15.8
December	21,489,123	4,135,652	19.2
<b>TOTAL</b>	<b>\$275,163,776</b>	<b>\$53,271,565</b>	<b>19.4</b>



## Value of Property Stolen and Recovered by Type of Property

Type of Property	Stolen	Recovered	Percent Recovered
Aircraft	\$14,822	\$1,100	7.4
Alcohol	187,401	21,757	11.6
Automobiles	53,196,748	31,980,176	60.1
Bicycles	1,849,834	178,451	9.6
Buses	201,270	201,120	99.9
Clothing/Furs	4,257,494	801,141	18.8
Computer Hardware/Software	16,252,182	849,429	5.2
Consumable Goods	1,458,874	222,968	15.3
Credit/Debit Cards*	N/A	N/A	N/A
Drugs/Narcotics**	1,204,999	882,201	73.2
Drug/Narcotic Equipment	15,688	858	5.5
Farm Equipment	1,512,351	146,596	9.7
Firearms	2,864,913	243,706	8.5
Gambling Equipment	29,625	628	2.1
Heavy Construction/Industrial Equipment	4,080,550	579,655	14.2
Household Goods	3,282,732	121,015	3.7
Jewelry/Precious Metals	31,516,498	2,019,135	6.4
Livestock	187,523	34,461	18.4
Merchandise	4,568,688	667,312	14.6
Money	42,652,906	609,744	1.4
Negotiable Instruments	7,428,402	44,827	0.6
Nonnegotiable Instruments*	N/A	N/A	N/A
Office-Type Equipment	499,477	35,181	7.0
Other Motor Vehicles	8,830,826	2,792,647	31.6
Purses/Handbags/Wallets	1,616,873	129,788	8.0
Radios/TVs/VCRs	10,837,830	482,862	4.5
Recordings-Audio/Visual	3,293,391	286,391	8.7
Recreational Vehicles	2,153,767	1,181,806	54.9
Structures-Single Occupancy	145,820	50	<0.1
Structures-Other Dwellings	36,195	12,050	33.3
Structures-Other Commercial/Business	1,775	0	--
Structures-Industrial/ Manufacturing	1,350	0	--
Structures-Public/Community	685	0	--
Structures-Storage	19,620	300	1.5
Structures-Other	38,948	1,225	3.1
Tools	12,676,436	515,991	4.1
Trucks	8,318,960	5,107,179	61.4
Vehicle Parts/Accessories	8,032,362	319,305	4.0
Watercraft	1,031,752	303,144	29.4
Other	40,864,209	2,497,366	6.1
<b>TOTAL</b>	<b>\$275,163,776</b>	<b>\$53,271,565</b>	<b>19.4</b>

\* Credit cards and nonnegotiable instruments have no \$ value.

\*\* \$ value for drugs/narcotics are for offenses such as drugs stolen in a burglary or obtained with a fraudulent prescription.


## Value of Property Stolen by Type of Property Offense

Offense	Number of Completed Offenses	Value Stolen
Bribery	13	\$0
Burglary	28,463	54,914,844
Embezzlement	2,899	13,457,360
Extortion/Blackmail	71	99,870
False Pretenses/Swindle/Confidence Game	10,762	25,833,353
Credit Card/ATM Fraud	7,157	4,822,472
Impersonation	3,870	1,593,625
Welfare Fraud	94	89,644
Wire Fraud	540	1,509,415
<i>TOTAL FRAUD:</i>	22,423	\$33,848,509
Kidnaping/Abduction	1,454	90,491
Pocket Picking	448	157,816
Purse Snatching	291	148,566
Shoplifting	29,544	6,662,447
Theft From Building	20,055	21,823,228
Theft From Coin-Operated Machine	453	99,587
Theft From Motor Vehicle	38,275	24,167,726
Theft of Motor Vehicle Parts/Accessories	15,284	5,565,496
All Other Larceny	45,117	40,244,187
<i>TOTAL LARCENY:</i>	149,467	\$98,869,053
Motor Vehicle Theft	10,862	67,036,793
Robbery	5,359	6,846,856
<b>GRAND TOTAL</b>	<b>221,011</b>	<b>\$275,163,776</b>



## **VI**

# **Arrest Data**



# Arrest Data 2009

Arrest statistics reflecting characteristics such as age, gender and race are collected monthly from contributing law enforcement agencies. It should be remembered that arrest figures cannot directly be compared to offense figures. Several persons, for example, could be arrested for the same offense or the arrest of one person could solve several offenses. Arrests are primarily a measure of police activity as it relates to crime. Although law enforcement arrest policies vary, particularly with respect to juveniles, agencies are instructed to count one arrest each time an individual is taken into custody for committing one or more offenses. A juvenile arrest is counted when an offense is committed and the circumstances are such that if the juvenile had been an adult, an arrest would have been made.

## ARREST DATA BY REPORTING QUARTER

<b>Reporting Quarter</b>	<b>Arrests</b>	<b>Percent</b>
First Quarter	83360	24.1
Second Quarter	92108	26.6
Third Quarter	92382	26.7
Fourth Quarter	<u>78034</u>	<u>22.6</u>
<b>TOTAL</b>	<b>345,884</b>	<b>100</b>

## Arrest Data

Age of Arrestee		
AGE	Number	Percent
Under 10	147	.04
10-12	1792	.52
13-14	6886	1.99
15	7122	2.06
16	9302	2.69
17	11580	3.35
18	16571	4.79
19	17371	5.02
20	16158	4.67
21	14995	4.34
22	13614	3.94
23	12917	3.73
24	12190	3.52
25-29	51032	14.75
30-34	35731	10.33
35-39	30429	8.80
40-44	28930	8.36
45-49	25973	7.51
50-54	17090	4.94
55-59	8595	2.48
60-64	4158	1.20
65 & Over	3301	.95
<b>TOTAL</b>	<b>345884</b>	<b>100</b>

### Gender and Race of Arrestee

GENDER	Percent
Male	73.2
Female	26.8

RACE	Percent
White	59.4
Black	39.6
American Indian or Alaskan Native	.1
Asian or Pacific Islander	.9

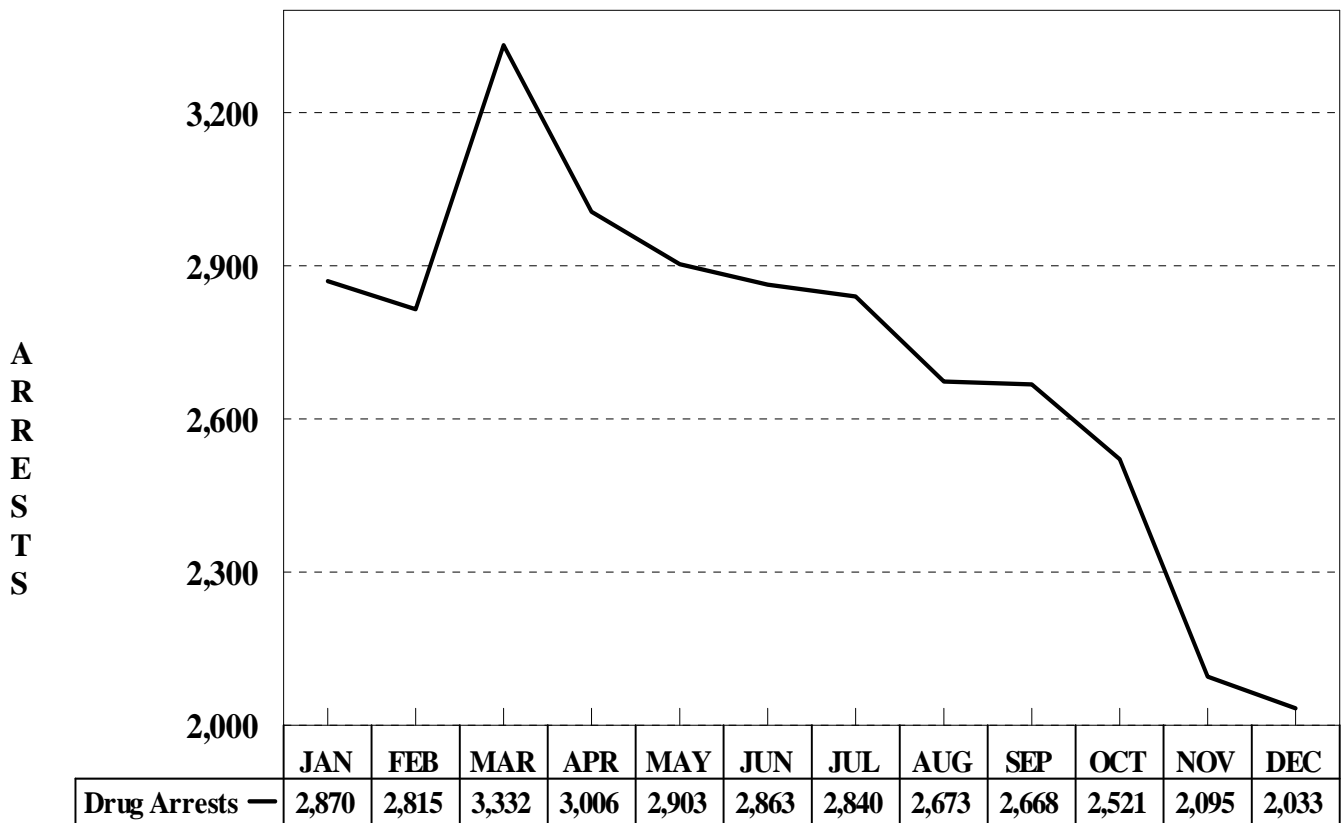
## Drug Arrests



In 2009, 32,619 drug/narcotic arrests, including drug equipment violations, were reported by the contributing agencies. The month of March had the greatest number of drug/narcotic arrests reported.

Marijuana ranked highest in total volume of drug arrests with 61.1 percent. Drug/narcotic and drug equipment violation arrests constitute 23.7 percent of the total number of persons arrested for Group A offenses.

### MONTHS



## Drug Arrests Type of Drug By Age

Type of Drug	Under 10	10 12	13 14	15	16	17	18	19	20	21	22	23	24	25 29	30 34	35 39	40 44	45 49	50 54	55 59	60 64	65 & Over	Total
"Crack" Cocaine	0	0	1	6	15	24	92	97	91	102	120	113	105	507	340	231	297	257	165	68	28	6	2665
Cocaine	0	0	2	3	8	17	53	82	77	87	111	127	119	488	324	248	191	186	120	38	25	9	2315
Hashish	0	0	0	0	0	1	1	1	1	2	1	2	2	6	1	1	1	3	2	0	0	0	25
Heroin	0	0	0	1	2	6	13	31	30	30	45	47	56	213	144	122	88	76	62	34	7	5	1012
Marijuana	3	24	219	343	497	905	2019	2031	1663	1414	1192	1049	854	3103	1564	974	705	561	370	164	61	24	19739
Morphine	0	0	0	1	0	4	5	1	3	2	4	2	5	13	13	10	7	5	4	3	2	7	91
Opium	0	1	0	0	1	1	0	1	1	4	0	0	1	6	3	0	5	7	3	1	2	0	37
Other Narcotic	0	0	5	10	23	14	39	59	43	53	44	59	35	226	184	169	122	109	70	35	30	11	1340
LSD	0	0	0	0	0	0	2	1	2	3	0	0	1	1	2	0	1	0	0	0	0	0	13
PCP	0	0	0	0	0	0	3	3	1	1	1	1	3	13	12	3	6	2	2	1	1	0	53
Other Hallucinogens	0	0	0	1	1	1	3	14	9	7	5	7	1	8	7	4	1	1	0	0	0	0	70
Amphetamines/ Methamphetamines	0	1	6	2	2	10	13	13	14	13	22	13	33	92	66	47	47	47	13	8	0	1	463
Other Stimulants	0	0	2	1	1	6	7	5	4	4	4	2	2	11	7	6	4	1	2	0	0	2	71
Barbiturates	0	0	0	0	1	3	2	1	1	2	0	1	3	7	6	3	4	5	1	0	0	2	42
Other Depressants	0	1	2	0	1	4	3	9	5	3	3	2	1	22	19	12	13	9	3	6	0	0	118
Other Drugs	0	1	15	20	29	19	31	24	17	32	20	24	33	154	97	79	62	74	38	8	8	3	788
Unknown Drug Type	0	2	34	40	76	107	250	253	220	173	176	166	152	568	379	274	220	184	117	58	13	6	3468
<b>TOTAL</b>	<b>3</b>	<b>30</b>	<b>286</b>	<b>428</b>	<b>657</b>	<b>1122</b>	<b>2536</b>	<b>2626</b>	<b>2182</b>	<b>1932</b>	<b>1748</b>	<b>1615</b>	<b>1406</b>	<b>5438</b>	<b>3168</b>	<b>2183</b>	<b>1774</b>	<b>1527</b>	<b>972</b>	<b>424</b>	<b>177</b>	<b>76</b>	<b>32310</b>

## Juvenile Arrests - Offenses By Age

OFFENSE	UNDER 10	10 12	13 14	15	16	17	TOTAL
Murder/Nonnegligent Manslaughter	0	0	3	1	5	7	16
Negligent Manslaughter	0	0	0	0	0	0	0
Kidnaping/Abduction	0	3	4	8	11	17	43
Forcible Rape	0	2	6	6	10	20	44
Forcible Sodomy	0	7	30	4	4	8	53
Sexual Assault with an Object	0	0	8	0	4	2	14
Forcible Fondling	0	21	53	28	14	15	131
Robbery	0	2	31	55	95	142	325
Aggravated Assault	4	37	97	82	101	138	459
Simple Assault	31	468	1214	896	960	978	4547
Intimidation	0	22	60	29	45	35	191
Arson	2	25	43	29	11	12	122
Extortion/Blackmail	1	1	9	10	11	3	35
Burglary/Breaking & Entering	9	48	180	187	289	305	1018
Pocket Picking	0	3	0	4	4	8	19
Purse Snatching	0	0	2	3	3	3	11
Shoplifting	2	140	573	613	742	898	2968
Theft from Building	0	20	43	49	48	50	210
Theft from Coin-Operated Device	0	0	0	0	0	1	1
Theft from Motor Vehicle	0	0	19	22	37	75	153
Theft of Motor Vehicle Parts	0	0	2	1	5	12	20
All Other Larceny	6	144	470	497	493	655	2265
Motor Vehicle Theft	0	8	31	37	64	96	236
Counterfeiting/Forgery	0	1	9	8	13	33	64
False Pretenses/Swindle/Confidence Game	0	4	12	12	15	21	64
Credit Card/Teller Machine Fraud	0	1	3	6	8	13	31
Impersonation	0	0	5	1	5	11	22
Welfare Fraud	0	0	0	0	0	0	0
Wire Fraud	0	0	0	0	0	0	0



OFFENSE	UNDER 10	10 12	13 14	15	16	17	TOTAL
Embezzlement	0	0	0	1	18	36	55
Stolen Property Offenses	0	7	32	34	31	48	152
Destruction/Damage/Vandalism	19	137	322	209	249	293	1229
Drug/Narcotic Violations	3	30	286	428	657	1122	2526
Drug Equipment Violations	0	0	6	2	4	7	19
Incest	0	0	0	0	0	0	0
Statutory Rape	0	0	0	0	2	10	12
Pornography/Obscene Material	0	2	16	1	4	1	24
Betting/Wagering	0	0	0	2	2	1	5
Operating/Promoting/Assisting Gambling	0	0	0	0	0	0	0
Gambling Equipment Violations	0	0	0	0	0	0	0
Sports Tampering	0	0	0	0	0	0	0
Prostitution	0	0	0	0	0	1	1
Assisting or Promoting Prostitution	0	0	0	0	0	0	0
Bribery	0	0	0	0	0	0	0
Weapon Law Violations	6	44	90	73	106	124	443
<b>Total Group A Arrests</b>	83	1177	3659	3338	4070	5201	17528
Bad Checks	2	1	0	1	3	3	10
Curfew/Loitering/Vagrancy Violations	5	71	371	468	707	795	2417
Disorderly Conduct	1	89	302	244	350	323	1309
Driving Under the Influence	2	2	4	6	43	145	202
Drunkenness	3	1	34	45	80	119	282
Family Offenses, Nonviolent	0	3	8	4	14	15	44
Liquor Law Violations	0	10	157	318	568	1050	2103
Peeping Tom	0	0	3	1	1	0	5
Runaway	16	158	928	1091	1251	1090	4534
Trespass of Real Property	1	38	208	253	278	395	1173
Conspiracy to Commit Group A Offense	0	0	0	1	1	1	3
All Other Offenses (except most traffic)	34	242	1212	1352	1936	2443	7219
<b>Total Group B Arrests</b>	64	615	3227	3784	5232	6379	19301

## Adult Arrests Group A Offenses By Age

Offense	18	19	20	21	22	23	24	25 29	30 34	35 39	40 44	45 49	50 54	55 59	60 64	65 & Over	Total
Murder/Nonnegligent Manslaughter	24	9	21	18	10	15	16	48	32	21	19	16	8	6	5	2	270
Negligent Manslaughter	2	1	1	3	0	1	0	1	1	1	0	0	0	0	0	0	11
Kidnaping/Abduction	38	59	50	50	51	52	41	200	127	116	76	58	41	14	5	9	987
Forcible Rape	20	20	7	17	8	14	7	53	44	24	23	16	16	6	0	6	281
Forcible Sodomy	7	7	5	1	2	2	3	17	15	11	18	13	7	6	4	5	123
Sexual Assault with an Object	3	9	7	0	3	2	5	10	6	10	5	8	10	4	0	5	87
Forcible Fondling	13	24	10	12	18	15	14	63	73	64	71	54	39	23	24	28	545
Robbery	233	185	143	122	110	78	70	285	130	88	82	59	23	10	3	2	1623
Aggravated Assault	227	200	214	249	192	186	159	718	493	392	378	320	185	87	29	45	4074
Simple Assault	1190	1313	1386	1489	1398	1339	1371	5918	4495	3923	3630	3034	1742	843	389	350	33810
Intimidation	68	59	57	67	63	52	58	227	185	193	144	174	90	47	36	20	1540
Arson	18	9	11	11	12	2	5	35	21	14	10	8	11	7	2	2	178
Extortion/Blackmail	2	4	2	0	1	1	3	11	3	7	4	4	0	1	0	1	44
Burglary/Breaking and Entering	490	336	276	214	166	157	143	621	304	214	219	162	93	31	23	15	3464
Pocket Picking	18	17	10	8	11	8	7	28	14	13	12	12	20	2	0	2	182
Purse Snatching	3	3	1	2	0	0	0	8	1	3	2	5	0	1	0	0	29
Shoplifting	1465	1238	937	795	623	547	465	1839	1221	980	935	819	545	269	131	98	12907
Theft from Building	53	41	33	33	36	20	21	119	69	53	56	46	24	15	7	1	627
Theft from Coin-Operated Machine or Device	3	2	2	1	4	2	0	2	7	6	2	0	1	2	0	0	34
Theft from Motor Vehicle	70	71	62	42	32	16	39	70	34	22	13	14	6	3	0	3	497
Theft of Motor Vehicle Parts	11	12	8	14	3	6	3	16	15	11	9	4	6	3	2	0	123
All Other Larceny	1013	864	697	563	503	463	406	1603	1045	912	876	749	441	217	126	82	10560
Motor Vehicle Theft	98	52	56	39	39	30	34	122	83	80	54	59	34	8	3	3	794
Counterfeiting/Forgery	76	99	137	106	102	100	89	528	305	237	193	140	79	29	46	11	2277

<b>Offense</b>	<b>18</b>	<b>19</b>	<b>20</b>	<b>21</b>	<b>22</b>	<b>23</b>	<b>24</b>	<b>25 29</b>	<b>30 34</b>	<b>35 39</b>	<b>40 44</b>	<b>45 49</b>	<b>50 54</b>	<b>55 59</b>	<b>60 64</b>	<b>65 &amp; Over</b>	<b>Total</b>
False Pretenses/Swindle/ Confidence Game	88	111	135	118	106	114	104	566	423	378	309	225	133	68	25	19	2922
Credit Card/Automatic Teller Machine Fraud	28	34	16	29	24	24	17	68	69	32	35	26	7	6	2	0	417
Impersonation	20	55	64	32	30	20	26	113	69	46	47	38	18	3	3	0	584
Welfare Fraud	0	1	0	1	0	3	4	8	17	10	5	10	6	2	1	0	68
Wire Fraud	1	0	0	0	1	0	0	4	0	1	0	0	0	0	0	0	7
Embezzlement	96	102	101	89	68	60	60	273	187	202	137	138	87	43	14	8	1665
Stolen Property Offenses	83	102	59	50	35	40	35	149	79	85	65	50	34	14	11	2	893
Destruct/Damage/Vandalism	355	282	240	216	180	164	142	578	383	274	258	217	136	57	21	26	3529
Drug/Narcotic Violations	2536	2626	2182	1932	1748	1615	1406	5438	3168	2183	1774	1527	972	424	177	76	29784
Drug Equipment Violations	18	12	18	16	9	14	11	54	39	32	26	26	8	4	2	1	290
Incest	0	0	1	0	0	0	0	2	0	1	3	1	0	1	0	0	9
Statutory Rape	28	14	13	9	4	12	5	15	6	6	2	0	1	0	1	0	116
Porno./Obscene Material	11	6	1	1	3	4	6	16	13	14	8	15	5	4	2	4	113
Betting/Wagering	2	1	3	0	2	1	0	11	4	6	5	5	1	5	2	2	50
Operating/Promoting/ Assisting Gambling	1	0	0	0	0	2	0	8	6	5	5	3	3	1	2	7	43
Gambling Equip. Violations	0	0	0	0	1	0	0	0	0	2	0	0	1	0	0	0	4
Sports Tampering	0	0	0	0	0	0	0	0	0	0	1	0	0	0	0	0	1
Prostitution	11	21	23	29	21	24	22	130	109	112	100	81	30	15	7	6	741
Assisting/Promoting Prostitution	1	2	6	5	6	9	5	29	23	19	25	15	11	3	3	2	164
Bribery	0	0	0	1	2	1	1	4	1	2	0	1	0	0	0	0	13
Weapon Law Violations	209	199	205	221	204	207	204	669	337	284	233	231	170	121	91	93	3678
<b>TOTAL</b>	8633	8202	7200	6605	5831	5422	5007	20677	13656	11089	9869	8383	5044	2405	1199	936	120158

## Adult Arrests Group B Offenses By Age

Offense	18	19	20	21	22	23	24	25 29	30 34	35 39	40 44	45 49	50 54	55 59	60 64	65 & Over	Total
Bad Checks	38	75	87	90	124	115	101	672	767	726	568	391	314	155	80	86	4389
Curfew/Loitering/Vagrancy	15	4	4	4	3	2	3	16	14	9	16	29	45	13	6	0	183
Disorderly Conduct	330	252	243	288	250	223	210	761	462	391	345	294	188	89	47	36	4409
Driving Under the Influence	433	714	917	1248	1249	1345	1268	5232	3748	3074	2911	2794	1889	1065	507	400	28794
Drunkenness	875	1050	1070	1657	1462	1322	1301	5104	3645	3278	4021	4333	3130	1492	587	285	34612
Family Offenses, Nonviolent	41	34	48	42	51	59	62	335	242	249	204	174	84	40	12	6	1683
Liquor Laws	2372	2512	2059	349	235	208	185	681	489	489	517	612	501	252	98	71	11630
Peeping Tom	1	3	3	2	2	2	2	14	14	8	6	7	3	2	0	0	69
Runaway*	0	0	0	0	0	0	0	0	0	0	0	0	0	0	0	0	0
Trespass of Real Property	780	700	614	550	432	427	342	1331	877	767	879	934	717	399	207	114	10070
Conspiracy to Commit Group A Offense	8	15	5	4	5	4	1	24	15	7	6	6	1	2	1	1	105
All Other Offenses (except most traffic)	3045	3810	3908	4156	3970	3788	3708	16185	11802	10342	9588	8016	5174	2681	1414	1366	92953
<b>TOTAL</b>	7938	9169	8958	8390	7783	7495	7183	30355	22075	19340	19061	17590	12046	6190	2959	2365	188897

\* This category does not apply to adult arrests.

## Arrests Group A By Gender

Offense	Persons Arrested		Percent	
	Male	Female	Male	Female
Murder/Nonnegligent Manslaughter .....	255	31	.26	.08
Negligent Manslaughter .....	10	1	.01	.00
Kidnaping/Abduction .....	895	135	.91	.34
Forcible Rape .....	319	6	.32	.02
Forcible Sodomy .....	168	8	.17	.02
Sexual Assault with an Object .....	97	4	.10	.01
Forcible Fondling .....	655	21	.67	.05
Robbery .....	1761	187	1.79	.47
Aggravated Assault .....	3386	1147	3.45	2.91
Simple Assault .....	26693	11664	27.16	29.59
Intimidation .....	1262	469	1.28	1.19
Arson .....	253	47	.26	.12
Extortion/Blackmail .....	59	20	.06	.05
Burglary/Breaking & Entering .....	3981	501	4.05	1.27
Pocket Picking .....	122	79	.12	.20
Purse Snatching .....	28	12	.03	.03
Shoplifting .....	7322	8553	7.45	21.70
Theft from Building .....	559	278	.57	.71
Theft from Coin-Operated Machine or Device ...	33	2	.03	.01
Theft from Motor Vehicle .....	587	63	.60	.16
Theft of Motor Vehicle Parts or Accessories .....	123	20	.13	.05
All Other Larceny .....	8250	4575	8.40	11.61
Motor Vehicle Theft .....	867	163	.88	.41
Counterfeiting/Forgery .....	1429	912	1.45	2.31
False Pretenses/Swindle/Confidence Game .....	1960	1026	1.99	2.60
Credit Card/Automatic Teller Machine Fraud .....	253	195	.26	.49
Impersonation .....	454	152	.46	.39
Welfare Fraud .....	8	60	.01	.15
Wire Fraud .....	4	3	.00	.01
Embezzlement .....	807	913	.82	2.32
Stolen Property Offenses .....	878	167	.89	.42
Destruction/Damage/Vandalism of Property .....	3734	1024	3.80	2.60
Drug/Narcotic Violations .....	26361	5949	26.83	15.09
Drug Equipment Violations .....	232	77	.24	.20
Incest .....	8	1	.01	.00
Statutory Rape .....	125	3	.13	.01
Pornography/Obscene Material .....	115	22	.12	.06
Betting/Wagering .....	51	4	.05	.01
Operating/Promoting/Assisting Gambling .....	37	6	.04	.02
Gambling Equipment Violations .....	4	0	.00	.00
Sports Tampering .....	1	0	.00	.00
Prostitution .....	189	553	.19	1.40
Assisting or Promoting Prostitution .....	104	60	.11	.15
Bribery .....	10	3	.01	.01
Weapon Law Violations .....	3821	300	3.89	.76
<b>TOTAL .....</b>	<b>98270</b>	<b>39416</b>	<b>100</b>	<b>100</b>

## Arrests Group A By Race

Offense	Total	White	Black	American Indian or Alaskan Native	Asian or Pacific Islander
Murder/Nonnegligent Manslaughter .....	286	103	181		2
Negligent Manslaughter .....	11	5	6		
Kidnaping/Abduction .....	1030	523	490	6	11
Forcible Rape .....	325	181	139		5
Forcible Sodomy .....	176	127	46		3
Sexual Assault with an Object .....	101	70	30		1
Forcible Fondling .....	676	461	202		13
Robbery .....	1948	484	1458		6
Aggravated Assault .....	4533	2249	2244	5	35
Simple Assault .....	38357	21030	16972	28	327
Intimidation .....	1731	1039	681	2	9
Arson .....	300	191	106	1	2
Extortion/Blackmail .....	79	38	41		
Burglary/Breaking & Entering .....	4482	2616	1844	1	21
Pocket Picking .....	201	120	78		3
Purse Snatching .....	40	22	18		
Shoplifting .....	15875	8624	7083	7	161
Theft from Building .....	837	526	303		8
Theft from Coin-Operated Machine or Device .	35	31	4		
Theft from Motor Vehicle .....	650	442	202		6
Theft of Motor Vehicle Parts or Accessories ...	143	86	57		
All Other Larceny .....	12825	6981	5702	4	138
Motor Vehicle Theft .....	1030	573	453	1	3
Counterfeiting/Forgery .....	2341	1518	796		27
False Pretenses/Swindle/Confidence Game .....	2986	1742	1214	1	29
Credit Card/Automatic Teller Machine Fraud ...	448	281	162	2	3
Impersonation .....	606	316	280		10
Welfare Fraud .....	68	39	28		1
Wire Fraud .....	7	5	2		
Embezzlement .....	1720	986	713	1	20
Stolen Property Offenses .....	1045	474	565	1	5
Destruction/Damage/Vandalism of Property ....	4758	2941	1784	1	32
Drug/Narcotic Violations .....	32310	17550	14549	16	195
Drug Equipment Violations .....	309	224	82		3
Incest .....	9	8	1		
Statutory Rape .....	128	80	47		1
Pornography/Obscene Material .....	137	114	20		3
Betting/Wagering .....	55	20	33		2
Operating/Promoting/Assisting Gambling .....	43	33	4		6
Gambling Equipment Violation .....	4	1	3		
Sports Tampering .....	1	1			
Prostitution .....	742	342	390	1	9
Assisting or Promoting Prostitution .....	164	102	53		9
Bribery .....	13	6	6		1
Weapon Law Violations .....	4121	2051	2044	2	24
<b>TOTAL .....</b>	<b>137686</b>	<b>75356</b>	<b>61116</b>	<b>80</b>	<b>1134</b>

# Arrests

## Group A - Percent & Rate

Offense	Number	Percent	Rate per 100,000 Population
Murder/Nonnegligent Manslaughter .....	286	.21	3.63
Negligent Manslaughter .....	11	.01	.14
Kidnaping/Abduction .....	1030	.75	13.07
Forcible Rape .....	325	.24	4.12
Forcible Sodomy .....	176	.13	2.23
Sexual Assault with an Object .....	101	.07	1.28
Forcible Fondling of a Child .....	676	.49	8.58
Robbery .....	1948	1.41	24.71
Aggravated Assault .....	4533	3.29	57.51
Simple Assault .....	38357	27.86	486.60
Intimidation .....	1731	1.26	21.96
Arson .....	300	.22	3.81
Extortion/Blackmail .....	79	.06	1.00
Burglary/Breaking & Entering .....	4482	3.26	56.86
Pocket Picking .....	201	.15	2.55
Purse Snatching .....	40	.03	.51
Shoplifting .....	15875	11.53	201.39
Theft from Building .....	837	.61	10.62
Theft from Coin-Operated Machine or Device .	35	.03	.44
Theft from Motor Vehicle .....	650	.47	8.25
Theft of Motor Vehicle Parts or Accessories ....	143	.10	1.81
All Other Larceny .....	12825	9.31	162.70
Motor Vehicle Theft .....	1030	.75	13.07
Counterfeiting/Forgery .....	2341	1.70	29.70
False Pretenses/Swindle/Confidence Game .....	2986	2.17	37.88
Credit Card/Automatic Teller Machine Fraud ....	448	.33	5.68
Impersonation .....	606	.44	7.69
Welfare Fraud .....	68	.05	.86
Wire Fraud .....	7	.01	.09
Embezzlement .....	1720	1.25	21.82
Stolen Property Offenses .....	1045	.76	13.26
Destruction/Damage/Vandalism of Property .....	4758	3.46	60.36
Drug/Narcotic Violations .....	32310	23.74	409.89
Drug Equipment Violations .....	309	.22	3.92
Incest .....	9	.01	.11
Statutory Rape .....	128	.09	1.62
Pornography/Obscene Material .....	137	.10	1.74
Betting/Wagering .....	55	.04	.70
Operating/Promoting/Assisting Gambling .....	43	.03	.55
Gambling Equipment Violations .....	4	.00	.05
Sports Tampering .....	1	.00	.01
Prostitution .....	742	.54	9.41
Assisting or Promoting Prostitution .....	164	.12	2.08
Bribery .....	13	.01	.16
Weapon Law Violations .....	4121	2.99	52.28
<b>TOTAL .....</b>	<b>137686</b>	<b>100</b>	<b>1746.71</b>

## Group B Arrests By Race

Group B Offense	Total	White	Black	American Indian or Alaskan Native	Asian or Pacific Islander
Bad Checks	4399	3237	1140		22
Curfew/Loitering/Vagrancy Violations	2600	1237	1343		20
Disorderly Conduct	5718	2567	3102	4	45
Driving Under the Influence	28996	22446	6038	38	474
Drunkenness	34894	25832	8704	35	323
Family Offenses, Nonviolent	1727	780	936		11
Liquor Law Violations	13733	10669	2806	16	242
Peeping Tom	74	47	26		1
Runaway	4534	2135	2364	3	32
Trespass of Real Property	11243	4627	6502	3	111
Conspiracy to Commit Group A Offense	108	69	39		
All Other Offenses (except most traffic)	100172	56584	42707	80	801
<b>Total</b>	<b>208198</b>	<b>130230</b>	<b>75707</b>	<b>179</b>	<b>2082</b>


## Group B Arrests By Gender & Rate

Group B Offense	Male	Female	Rate per 100,000 Population
Bad Checks	1871	2528	55.81
Curfew/Loitering/Vagrancy Violations	1754	846	32.98
Disorderly Conduct	3924	1794	72.54
Driving Under the Influence	22670	6326	367.85
Drunkenness	29306	5588	442.67
Family Offenses, Nonviolent	1239	488	21.91
Liquor Law Violations	9943	3790	174.22
Peeping Tom	74	0	.94
Runaway	2035	2499	57.52
Trespass of Real Property	9076	2167	142.63
Conspiracy to Commit Group A Offense	80	28	1.37
All Other Offenses (except most traffic)	72865	27307	1270.80
<b>Total</b>	<b>154837</b>	<b>53361</b>	<b>2641.24</b>





**VII**  
**Contributing Agencies**  
**and**  
**Full-Time**  
**Law Enforcement**  
**Employees**



## Contributing Agencies and Full-Time Law Enforcement Employees as of October 31, 2009

AGENCY	TOTAL SWORN OFFICERS	OFFICERS MALE	OFFICERS FEMALE	TOTAL CIVILIAN	AGENCY	TOTAL SWORN OFFICERS	OFFICERS MALE	OFFICERS FEMALE	TOTAL CIVILIAN
<b>COUNTY</b>					<b>CHARLES CITY COUNTY</b>				
<b>ACCOMACK COUNTY</b>					Sheriff's Office	10	10		7
Sheriff's Office	56	47	9	11	<b>CHARLOTTE COUNTY</b>				
Chincoteague PD	10	10		4	Sheriff's Office	32	22	10	3
Onancock PD	4	4			<b>CHESTERFIELD COUNTY</b>				
Parksley PD	3	3			Chesterfield County PD	478	428	50	102
Onley PD	4	4			<b>CLARKE COUNTY</b>				
<b>ALBEMARLE COUNTY</b>					Sheriff's Office	17	15	2	12
Albemarle County PD	118	104	14	28	Berryville PD	9	9		1
<b>ALLEGHANY COUNTY</b>					<b>CRAIG COUNTY</b>				
Sheriff's Office	41	37	4	16	Sheriff's Office	8	8		5
<b>AMELIA COUNTY</b>					<b>CULPEPER COUNTY</b>				
Sheriff's Office	14	14		8	Sheriff's Office	77	62	15	15
<b>AMHERST COUNTY</b>					Culpeper PD	41	37	4	8
Sheriff's Office	63	49	14	5	<b>CUMBERLAND COUNTY</b>				
Amherst PD	5	4	1		Sheriff's Office	15	13	2	7
<b>APPOMATTOX COUNTY</b>					<b>DICKENSON COUNTY</b>				
Sheriff's Office	30	25	5	3	Sheriff's Office	24	23	1	7
<b>ARLINGTON COUNTY</b>					Clintwood PD	4	4		
Arlington County PD	355	290	65	81	Haysi PD	2	2		
<b>AUGUSTA COUNTY</b>					<b>DINWIDDIE COUNTY</b>				
Sheriff's Office	64	60	4	11	Sheriff's Office	39	38	1	4
<b>BATH COUNTY</b>					<b>ESSEX COUNTY</b>				
Sheriff's Office	11	11		6	Sheriff's Office	20	13	7	
<b>BEDFORD COUNTY</b>					Tappahannock PD	10	10		1
Sheriff's Office	84	73	11	2	<b>FAIRFAX COUNTY</b>				
<b>BLAND COUNTY</b>					Fairfax County PD	1422	1231	191	364
Sheriff's Office	11	11		6	Herndon PD	56	52	4	16
<b>BOTETOURT COUNTY</b>					Vienna PD	40	35	5	11
Sheriff's Office	95	86	9	22	<b>FAUQUIER COUNTY</b>				
<b>BRUNSWICK COUNTY</b>					Sheriff's Office	108	99	9	16
Sheriff's Office	39	34	5	13	Remington PD				
Lawrenceville PD	6	6			Warrenton PD	20	18	2	2
<b>BUCHANAN COUNTY</b>					<b>FLOYD COUNTY</b>				
Sheriff's Office	31	29	2	12	Sheriff's Office	19	16	3	7
Grundy PD	4	4			<b>FLUVANNA COUNTY</b>				
<b>BUCKINGHAM COUNTY</b>					Sheriff's Office	27	25	2	10
Sheriff's Office	17	16	1	7	<b>FRANKLIN COUNTY</b>				
<b>CAMPBELL COUNTY</b>					Sheriff's Office	72	62	10	20
Sheriff's Office	57	53	4	8	Rocky Mount PD	18	17	1	2
Altavista PD	12	12			<b>FREDERICK COUNTY</b>				
Brookneal PD	3	3			Sheriff's Office	104	93	11	14
<b>CAROLINE COUNTY</b>					Middletown PD	2	2		
Sheriff's Office	48	40	8	20	Stephens City PD	4	4		
Bowling Green PD					<b>CARROLL COUNTY</b>				
<b>CARROLL COUNTY</b>					Sheriff's Office	30	28	2	6
Sheriff's Office	30	28	2	6	Hillsville PD	11	11		1
Hillsville PD	11	11		1					

AGENCY	TOTAL SWORN OFFICERS	OFFICERS MALE	OFFICERS FEMALE	TOTAL CIVILIAN	AGENCY	TOTAL SWORN OFFICERS	OFFICERS MALE	OFFICERS FEMALE	TOTAL CIVILIAN
<b>GILES COUNTY</b>					<b>LOUISA COUNTY</b>				
Sheriff's Office	25	25		10	Sheriff's Office	48	46	2	8
Glen Lyn PD	1	1			Louisa PD	6	6		
Pearisburg PD	7	7		1	<b>LUNENBURG COUNTY</b>				
Pembroke PD	2	2			Sheriff's Office	14	13	1	6
Rich Creek PD	1	1			Kenbridge PD	5	5		
Narrows PD	4	4			Victoria PD	5	5		1
<b>GLOUCESTER COUNTY</b>					<b>MADISON COUNTY</b>				
Sheriff's Office	78	66	12	16	Sheriff's Office	19	16	3	13
<b>GOOCHLAND COUNTY</b>					<b>MATHEWS COUNTY</b>				
Sheriff's Office	32	28	4	9	Sheriff's Office	12	10	2	7
<b>GRAYSON COUNTY</b>					<b>MECKLENBURG COUNTY</b>				
Sheriff's Office	22	21	1	6	Sheriff's Office	50	46	4	3
Fries PD	1	1			Chase City PD	9	9		1
Independence PD	2	2			Clarksville PD	7	7		1
<b>GREENE COUNTY</b>					LaCrosse PD	2	2		
Sheriff's Office	25	24	1	8	South Hill PD	20	19	1	2
<b>GREENSVILLE COUNTY</b>					<b>MIDDLESEX COUNTY</b>				
Sheriff's Office	22	20	2	11	Sheriff's Office	17	16	1	6
<b>HALIFAX COUNTY</b>					<b>MONTGOMERY COUNTY</b>				
Sheriff's Office	34	32	2	8	Sheriff's Office	104	86	18	15
Halifax PD	5	4	1		Blacksburg PD	62	57	5	17
South Boston PD	27	22	5	2	Christiansburg PD	53	50	3	16
<b>HANOVER COUNTY</b>					<b>NELSON COUNTY</b>				
Sheriff's Office	210	197	13	18	Sheriff's Office	16	15	1	1
Ashland PD	24	23	1	3	<b>NEW KENT COUNTY</b>				
<b>HENRICO COUNTY</b>					Sheriff's Office	28	26	2	11
Henrico County PD	585	537	48	181	<b>NORTHAMPTON CO.</b>				
<b>HENRY COUNTY</b>					Sheriff's Office	65	53	12	18
Sheriff's Office	111	100	11	13	Cape Charles PD	5	5		
<b>HIGHLAND COUNTY</b>					Exmore PD	7	6	1	
Sheriff's Office	7	7		5	<b>NORTHUMBERLAND CO.</b>				
<b>ISLE OF WIGHT COUNTY</b>					Sheriff's Office	17	16	1	11
Sheriff's Office	42	35	7	7	<b>NOTTOWAY COUNTY</b>				
Smithfield PD	22	20	2	4	Sheriff's Office	14	12	2	11
<b>JAMES CITY COUNTY</b>					Blackstone PD	10	10		4
James City County PD	93	75	18	5	Crewe PD	5	5		
<b>KING &amp; QUEEN COUNTY</b>					Burkeville PD	1	1		
Sheriff's Office	12	11	1	8	<b>ORANGE COUNTY</b>				
<b>KING GEORGE COUNTY</b>					Sheriff's Office	37	31	6	10
Sheriff's Office	30	26	4	14	Orange PD	14	12	2	3
<b>KING WILLIAM COUNTY</b>					Gordonsville PD	6	6		
Sheriff's Office	21	19	2	12	<b>PAGE COUNTY</b>				
West Point PD	8	7	1	1	Sheriff's Office	55	50	5	10
<b>LANCASTER COUNTY</b>					Luray PD	11	11		2
Sheriff's Office	30	22	8	6	Shenandoah PD	5	5		
Kilmarnock PD	5	3	2		Stanley PD	3	3		
White Stone PD	1	1			<b>PATRICK COUNTY</b>				
<b>LEE COUNTY</b>					Sheriff's Office	36	32	4	14
Sheriff's Office	37	30	7		<b>PITTSYLVANIA COUNTY</b>				
Jonesville PD	3	3			Sheriff's Office	114	100	14	18
Pennington Gap PD	6	6			Chatham PD	3	3		
<b>LOUDOUN COUNTY</b>					Gretna PD	4	4		
Sheriff's Office	478	408	70	102	Hurt PD	2	2		
Leesburg PD	80	72	8	16	<b>POWHATAN COUNTY</b>				
Middleburg PD	5	5			Sheriff's Office	41	38	3	16
Purcellville PD	14	12	2	1					


AGENCY	TOTAL SWORN OFFICERS	OFFICERS MALE	OFFICERS FEMALE	TOTAL CIVILIAN	AGENCY	TOTAL SWORN OFFICERS	OFFICERS MALE	OFFICERS FEMALE	TOTAL CIVILIAN				
<b>PRINCE EDWARD CO.</b> Sheriff's Office Farmville PD	29	20	9		<b>SPOTSYLVANIA COUNTY</b> Sheriff's Office	156	140	16	49				
	24	23	1	1									
<b>PRINCE GEORGE CO.</b> Prince George County PD	57	52	5	19	<b>STAFFORD COUNTY</b> Sheriff's Office	156	142	14	63				
					<b>SURRY COUNTY</b> Sheriff's Office	13	11	2	9				
<b>PRINCE WILLIAM CO.</b> Prince William County PD Quantico PD Haymarket PD Dumfries PD Occoquan PD	548	473	75	132	<b>SUSSEX COUNTY</b> Sheriff's Office	39	27	12	5				
					Waverly PD	6	6		6				
					<b>TAZEWELL COUNTY</b> Sheriff's Office	40	38	2	8				
					Bluefield PD	17	15	2	6				
					Pocahontas PD	1	1						
<b>PULASKI COUNTY</b> Sheriff's Office Pulaski PD Dublin PD	41	37	4	10	Richlands PD	19	18	1	6				
					Tazewell PD	14	12	2	2				
					Cedar Bluff PD	2	2						
					<b>WARREN COUNTY</b> Sheriff's Office	46	38	8	46				
<b>RAPPAHANNOCK CO.</b> Sheriff's Office	24	15	9		Front Royal PD	35	31	4	10				
					<b>WASHINGTON COUNTY</b> Sheriff's Office	52	47	5	17				
<b>RICHMOND COUNTY</b> Sheriff's Office Warsaw PD	12	12	1	8	Abingdon PD	25	24	1	2				
					Damascus PD	5	5						
<b>ROANOKE COUNTY</b> Roanoke County PD Vinton PD	128	111	17	12	Glade Springs PD	2	2						
					<b>WESTMORELAND CO.</b> Sheriff's Office	21	19	2	10				
<b>ROCKBRIDGE COUNTY</b> Sheriff's Office Glasgow PD	29	27	2	9	Colonial Beach PD	11	11		5				
					<b>WISE COUNTY</b> Sheriff's Office	46	46		14				
<b>ROCKINGHAM COUNTY</b> Sheriff's Office Bridgewater PD Broadway PD Dayton PD Elkton PD Grottoes PD Timberville PD	51	45	6	15	Appalachia PD	5	4	1	1				
					Big Stone Gap PD	16	15	1	2				
					Coeburn PD	7	6	1	1				
					Pound PD	5	5						
					St. Paul PD	4	4						
					Wise PD	12	12		1				
					<b>WYTHE COUNTY</b> Sheriff's Office	40	37	3	7				
					Wytheville PD	26	23	3	14				
Rural Retreat PD	1	1											
<b>RUSSELL COUNTY</b> Sheriff's Office Lebanon PD Honaker PD	34	30	4	17	<b>YORK COUNTY</b> Sheriff's Office	104	91	13	7				
					<b>COUNTY TOTAL</b>	<b>9243</b>	<b>8157</b>	<b>1086</b>	<b>2167</b>				
					<b>OTHER AGENCIES</b>								
<b>SCOTT COUNTY</b> Sheriff's Office Gate City PD Weber City PD	26	24	2	9	Alcoholic Bev. Control, Dept.	111	90	21	27				
					Capitol Police, Division	71	60	11	13				
					Conservation & Rec., Dept.	107	97	10	144				
					Game&Inland Fisheries, Dept	171	161	10	16				
					Motor Vehicles, Dept.	72	67	5	14				
					Virginia State Police, Dept.	1863	1760	103	688				
					Metro. Wash. Airport Auth.	191	150	41	74				
					Norfolk Airport Authority	37	34	3	7				
Richmond Int'l Airport	26	23	3	8									
<b>SMYTH COUNTY</b> Sheriff's Office Marion PD Saltville PD Chilhowie PD	47	36	11	2	Southside Va. Trng Center	16	14	2	2				
					Virginia Port Authority	81	68	13	7				
					<b>OTHER AGENCY TOTAL</b>	<b>2746</b>	<b>2524</b>	<b>222</b>	<b>1000</b>				
					<b>SOUTHAMPTON COUNTY</b> Sheriff's Office	30	27	3	11				
					Boykins PD	1	1						

AGENCY	TOTAL SWORN OFFICERS	OFFICERS MALE	OFFICERS FEMALE	TOTAL CIVILIAN	AGENCY	TOTAL SWORN OFFICERS	OFFICERS MALE	OFFICERS FEMALE	TOTAL CIVILIAN
<b>CITY</b>					<b>COLLEGE &amp; UNIVERSITY</b>				
Alexandria PD	316	264	52	129	Christopher Newport U. PD	17	15	2	6
Bedford PD	23	22	1	3	Emory & Henry College PD	2	2		2
Bristol PD	55	46	9	21	Ferrum College PD	6	4	2	
Buena Vista PD	15	14	1	2	George Mason Univ. PD	53	42	11	16
Charlottesville PD	116	104	12	28	Hampton University PD	21	19	2	12
Chesapeake PD	371	315	56	130	James Madison Univ. PD	28	25	3	8
Clifton Forge PD	10	10		4	J Sargeant Reynolds C.C. PD	11	9	2	17
Colonial Heights PD	49	44	5	4	Longwood University PD	15	14	1	6
Covington PD	17	15	2	11	Norfolk State University PD	23	17	6	14
Danville PD	135	112	23	9	Northern Virginia C.C. PD	45	40	5	1
Emporia PD	26	26		10	Old Dominion University PD	47	40	7	10
Fairfax PD	65	59	6	18	Radford University PD	20	16	4	5
Falls Church PD	32	22	10	9	Richard Bland College PD	7	7		
Franklin PD	26	24	2	13	Thomas Nelson College PD	12	10	2	4
Fredericksburg PD	72	59	13	26	U. of Mary Washington PD	15	13	2	7
Galax PD	24	22	2	14	University of Richmond PD	19	16	3	13
Hampton PD	277	229	48	71	University of Virginia PD	56	42	14	65
Harrisonburg PD	87	82	5	16	UVA's College at Wise PD	9	8	1	1
Hopewell PD	56	53	3	11	Va. Commonwealth U. PD	81	68	13	120
Lexington PD	15	13	2	2	Va. Military Institute PD	8	8		
Lynchburg PD	169	153	16	57	Virginia State University PD	19	11	8	16
Manassas PD	90	72	18	32	Virginia Tech University PD	47	41	6	25
Manassas Park PD	31	27	4	16	Virginia Western C.C. PD	8	8		
Martinsville PD	53	50	3	6	William & Mary College PD	18	17	1	5
Newport News PD	408	350	58	146	<b>COLLEGE AND UNIVERSITY TOTAL</b>	<b>587</b>	<b>492</b>	<b>95</b>	<b>353</b>
Norfolk PD	755	675	80	122	<b>STATE TOTAL</b>	<b>18494</b>	<b>16329</b>	<b>2165</b>	<b>5088</b>
Norton PD	17	17		7					
Petersburg PD	96	82	14	47					
Poquoson PD	22	20	2	2					
Portsmouth PD	241	214	27	89					
Radford PD	34	27	7	14					
Richmond PD	724	618	106	148					
Roanoke PD	252	229	23	50					
Salem PD	66	63	3	29					
Staunton PD	49	45	4	15					
Suffolk PD	181	153	28	53					
Virginia Beach PD	780	684	96	164					
Waynesboro PD	51	43	8	9					
Williamsburg PD	37	32	5	5					
Winchester PD	75	67	8	26					
<b>CITY TOTAL</b>	<b>5918</b>	<b>5156</b>	<b>762</b>	<b>1568</b>					





**VIII**  
**Group A Offenses**  
**By**  
**Contributing Agencies**



<b>COUNTY SHERIFFS &amp; STATE POLICE</b>	POPULATION	INCIDENT RATE PER 100,000	TOTAL INCIDENTS	Murder and Non- negligent Man- slaughter	Kidnaping/ Abduction	Forcible Rape	Other Forcible Sex Offenses	Robbery	Aggravated Assault	Simple Assault/ Intimida- tion	Arson	Extortion/ Blackmail
Accomack County SO State Police	32633	4075.62	1330 123	1 1	2 0	11 1	14 0	27 1	27 1	423 9	0 0	0 1
Alleghany County SO State Police	12953	2084.45	270 98	0 0	2 0	4 0	7 2	0 0	10 0	54 1	6 0	0 0
Amelia County SO State Police	13147	3027.3	398 10	0 0	1 0	1 0	4 0	2 0	9 2	121 2	2 0	0 0
Amherst County SO State Police	30620	3455.25	1058 28	0 0	2 0	3 0	16 0	8 0	24 1	139 0	3 0	0 0
Appomattox County SO State Police	14649	2041.09	299 3	0 0	1 0	5 0	3 0	0 0	11 0	28 0	0 0	0 0
Augusta County SO State Police	72114	2064.78	1489 10	1 0	2 0	8 0	20 0	5 0	71 0	182 1	2 2	0 0
Bath County SO State Police	4745	1095.89	52 13	2 0	0 0	0 0	0 1	0 0	0 0	1 0	0 0	0 0
Bedford County SO State Police	66856	2773.12	1854 51	1 0	5 0	14 0	20 0	5 0	133 10	660 1	0 1	0 0
Bland County SO State Police	7121	1305.99	93 22	0 0	0 0	0 0	0 0	0 0	1 0	7 0	1 0	0 0
Botetourt County SO State Police	33299	2690.77	896 53	0 0	3 0	7 0	8 0	2 0	11 0	196 0	2 2	1 0
Brunswick County SO State Police	17172	1601.44	275 24	1 0	1 0	3 0	1 0	3 0	9 0	53 0	0 0	0 0
Buchanan County SO State Police	23631	4070.92	962 53	5 1	8 0	4 1	6 0	6 1	26 1	266 1	12 1	1 0
Buckingham County SO State Police	16814	3693.35	621 24	0 0	3 0	2 1	9 0	7 0	20 1	210 5	6 0	0 0
Campbell County SO State Police	48620	3693.95	1796 40	4 0	9 0	15 0	22 0	10 0	54 0	518 2	8 0	0 0
Caroline County SO State Police	27224	3827.5	1042 55	0 0	7 0	13 0	20 0	6 0	27 0	294 0	8 0	3 0
Carroll County SO State Police	27650	2875.22	795 33	1 0	4 0	5 0	3 1	2 0	8 1	233 3	2 0	1 0
Charles City County SO State Police	6992	2073.79	145 2	0 0	0 0	1 0	1 0	1 0	1 0	34 1	0 0	0 0
Charlotte County SO State Police	12672	3219.69	408 38	2 0	2 0	5 0	4 0	3 0	19 0	148 0	2 0	0 0
Clarke County SO State Police	11303	2910.73	329 27	1 0	1 0	3 0	2 0	1 0	6 1	64 0	2 0	0 0
Craig County SO State Police	5211	1535.21	80 15	0 0	0 0	0 0	1 1	0 0	4 0	37 3	1 2	0 0
Culpeper County SO State Police	33961	1878.62	638 104	0 0	2 1	3 0	7 0	1 0	20 1	213 7	1 0	0 0
Cumberland County SO State Police	9995	1830.91	183 22	2 0	0 0	3 0	2 0	0 0	7 0	73 0	1 0	0 0
Dickenson County SO State Police	14650	2757.67	404 36	1 0	0 0	2 0	7 2	2 0	9 0	93 3	3 4	0 0
Dinwiddie County SO State Police	27209	3888.41	1058 52	3 1	3 0	7 0	10 0	11 0	30 0	230 0	1 0	0 0

<sup>0-11</sup> For those agencies without full year submission, footnote represents number of months of data submitted.



Burglary	Larceny	Motor Vehicle Theft	Counterfeiting/ Forgery	Fraud	Embezzlement	Stolen Property	Destruction/ Damage/ Vandalism	Drug/ Narcotic Offenses	Non-forcible Sex Offenses	Pornography	Gambling	Prostitution	Bribery	Weapon Law Violation
194 3	302 15	35 0	27 1	22 18	10 0	2 0	231 2	53 90	0 0	1 0	0 0	0 0	0 0	17 8
17 0	84 1	6 0	1 0	4 3	1 0	0 0	73 0	27 91	2 0	0 0	0 0	0 0	0 0	7 1
47 1	79 2	18 0	6 0	14 1	1 0	2 0	82 1	45 5	1 0	3 0	0 0	1 0	0 0	12 2
83 0	410 1	20 0	10 0	37 6	11 0	1 0	200 0	159 20	1 0	1 0	0 0	0 0	0 0	31 0
40 0	97 0	7 0	5 0	9 0	0 0	0 0	60 0	44 3	0 0	0 0	0 0	0 0	0 0	1 0
177 0	531 0	42 1	18 0	114 0	15 0	2 0	271 0	138 6	4 0	8 0	0 0	0 0	0 0	42 1
14 0	18 0	3 0	0 1	3 1	1 1	0 0	14 0	0 8	0 0	0 0	0 0	0 0	0 0	2 1
151 1	495 5	63 1	22 1	77 12	2 0	3 0	349 9	123 11	5 0	16 1	0 0	1 0	0 0	55 1
14 0	34 7	3 0	0 0	10 0	0 0	1 1	32 1	3 13	0 0	0 0	0 0	0 0	0 0	1 0
77 0	264 2	15 0	19 0	58 5	10 0	5 0	156 0	158 43	1 0	2 0	0 0	1 0	0 0	16 2
50 0	49 0	15 1	8 1	7 3	1 0	4 0	55 1	41 16	0 0	0 0	0 0	0 0	0 0	23 2
134 1	301 20	37 4	37 1	52 10	1 0	19 0	135 8	44 10	1 0	1 0	0 0	0 0	0 0	31 1
99 0	145 1	14 4	4 0	6 3	2 0	2 0	135 0	44 10	1 0	0 0	0 0	0 0	0 0	13 0
190 0	530 3	46 0	42 0	64 4	5 0	5 1	348 0	122 30	2 0	7 0	0 0	0 0	0 0	34 2
90 1	280 20	14 8	13 2	49 0	5 0	4 0	188 2	120 34	1 0	1 0	0 0	3 0	0 0	24 3
125 0	220 0	24 1	10 1	38 3	7 0	5 0	185 0	53 23	0 0	1 0	0 0	0 0	0 0	27 0
19 0	30 0	6 0	0 0	3 0	0 0	2 0	19 0	41 2	0 0	0 0	0 0	0 0	0 0	3 0
48 0	103 0	9 0	4 0	10 2	0 0	3 0	57 1	61 35	0 0	0 0	0 0	0 0	0 0	15 0
26 0	130 0	4 0	12 0	18 0	1 0	1 0	74 0	18 26	0 0	0 0	0 0	0 0	0 0	4 1
5 0	8 0	0 0	1 0	0 0	0 0	1 0	5 1	9 9	0 1	0 0	0 0	0 0	0 0	12 0
67 0	151 4	14 0	8 0	35 7	3 1	3 1	131 0	62 80	1 0	2 1	0 0	0 0	0 0	17 3
12 0	41 0	6 0	0 0	4 2	0 0	4 0	20 0	17 23	0 0	0 0	0 0	0 0	0 0	15 1
48 2	115 7	8 1	19 1	33 5	0 0	5 0	73 2	29 13	0 1	0 0	0 0	0 0	0 0	11 1
131 0	332 0	39 0	14 0	47 5	5 1	9 0	162 0	159 43	1 0	1 0	2 0	0 0	0 0	40 3

<b>COUNTY SHERIFFS &amp; STATE POLICE</b>	POPULATION	INCIDENT RATE PER 100,000	TOTAL INCIDENTS	Murder and Non-negligent Man-slaughter	Kidnaping/Abduction	Forcible Rape	Other Forcible Sex Offenses	Robbery	Aggravated Assault	Simple Assault/Intimidation	Arson	Extortion/Blackmail
Essex County SO State Police	88082	213.89	195 19	0 0	0 0	1 0	0 0	1 0	3 0	40 0	1 1	0 0
Fauquier County SO State Police	58082	3183.43	1849 90	2 0	8 0	11 0	24 0	13 0	38 0	382 1	9 0	0 0
Floyd County SO State Police	15418	2030.09	313 11	1 0	0 0	0 0	4 0	0 0	7 0	54 1	1 0	0 0
Fluvanna County SO State Police	26652	2131.17	568 12	0 0	6 0	6 0	6 0	3 0	10 0	195 0	3 0	2 0
Franklin County SO State Police	48915	2130.22	1042 60	2 0	4 0	4 0	18 0	7 0	33 0	111 2	1 0	1 0
Frederick County SO State Police	72712	4121.74	2997 201	3 0	11 0	33 0	33 0	23 0	37 0	1040 0	5 1	1 0
Giles County SO State Police	9729	4913.14	478 17	0 0	2 0	0 0	6 0	2 0	4 0	91 1	3 0	0 1
Gloucester County SO State Police	36647	2783.31	1020 71	0 0	0 0	5 0	7 0	8 0	22 0	336 2	3 0	0 0
Goochland County SO State Police	21441	2485.89	533 53	2 0	0 0	2 0	2 3	3 0	17 3	107 1	1 0	0 0
Grayson County SO State Police	14796	2575.02	381 11	0 0	1 0	3 0	9 0	1 0	21 0	94 0	3 0	0 0
Greene County SO State Police	18112	3472.83	629 40	0 0	2 0	3 0	9 0	1 0	23 0	173 2	3 0	0 0
Greensville County SO State Police	12450	2666.66	332 67	0 0	0 1	4 0	2 0	1 0	5 7	58 1	3 0	0 0
Halifax County SO State Police	26908	2720.38	732 177	2 0	1 0	6 0	5 0	7 0	18 1	117 1	2 1	0 0
Hanover County SO State Police	91524	2805.82	2568 154	0 0	7 0	6 0	31 1	9 0	28 11	665 7	4 0	0 0
Henry County SO State Police	53795	4465.09	2402 45	5 0	14 0	5 0	20 0	30 0	99 1	495 1	14 0	0 0
Highland County SO State Police	2273	1363.83	31 4	0 0	0 0	0 0	0 0	0 0	0 0	2 0	0 0	0 0
Isle of Wight County SO State Police	27943	4212.14	1177 41	0 0	4 0	4 0	17 0	4 0	32 0	299 0	4 1	0 0
King & Queen County SO State Police	6675	2262.17	151 1	0 0	1 0	1 0	1 0	0 0	8 1	41 0	2 0	0 0
King George County SO State Police	23891	4118.7	984 19	1 0	3 0	6 0	19 0	2 0	15 1	260 0	5 0	0 0
King William County SO State Police	13039	1587.54	207 4	0 0	2 0	0 0	1 0	1 0	4 0	77 0	1 0	0 0
Lancaster County SO State Police	10157	3042.23	309 15	0 0	0 0	1 1	1 0	2 0	12 1	70 0	0 0	0 0
Lee County SO State Police	22902	1615.57	370 16	0 0	0 0	2 0	2 0	5 0	12 1	61 0	2 3	0 0
Loudoun County SO State Police	252392	2963.64	7480 48	2 0	26 0	29 1	64 1	36 0	187 0	1742 2	46 0	8 0
Louisa County SO State Police	31362	2222.43	697 62	2 0	2 0	5 0	11 1	0 0	26 1	159 0	2 0	0 0

<sup>0-11</sup> For those agencies without full year submission, footnote represents number of months of data submitted.

Burglary	Larceny	Motor Vehicle Theft	Counterfeiting/ Forgery	Fraud	Embezzlement	Stolen Property	Destruction/ Damage/ Vandalism	Drug/ Narcotic Offenses	Non-forcible Sex Offenses	Pornography	Gambling	Prostitution	Bribery	Weapon Law Violation
120	731	80	21	75	00	00	400	3314	00	10	00	00	00	40
1110	4442	310	271	1381	40	10	4350	35083	20	21	00	10	10	392
420	1091	70	80	80	10	00	782	126	00	30	00	00	00	60
380	1520	200	100	311	20	30	1070	4611	10	30	00	00	00	150
1161	4227	374	161	468	31	90	2200	10935	10	60	00	00	00	231
2491	10162	851	733	1121	230	100	61210	135181	00	90	10	01	00	424
240	1075	50	90	140	30	00	541	1868	10	21	00	00	00	130
500	4143	241	150	3015	30	21	1350	5149	00	10	00	00	00	101
491	1813	140	140	421	10	31	1182	7059	00	10	00	00	00	170
520	791	110	70	111	10	00	760	629	00	20	00	00	00	240
411	1751	60	80	311	40	30	1830	4436	10	10	00	00	00	40
520	810	133	11	44	00	01	851	6156	10	00	00	00	00	73
1180	2195	380	80	442	10	00	2181	41167	01	10	00	00	00	133
1120	8801	594	674	16364	310	210	3772	36698	30	30	00	00	00	5411
3150	7294	593	591	12016	210	10	3550	22319	80	40	70	10	00	522
110	90	00	00	10	00	00	81	03	00	00	00	00	00	00
1290	3180	241	212	698	20	10	2260	9232	30	00	00	00	10	183
280	300	70	30	40	00	20	210	130	00	00	00	00	10	30
500	2763	261	100	1060	30	50	1760	13119	00	30	00	20	00	160
160	380	90	50	21	00	00	130	585	00	00	00	00	00	80
461	752	40	20	73	10	10	701	408	00	10	00	00	00	70
610	1151	71	170	91	10	00	280	709	00	00	00	00	00	40
3100	25273	1477	1034	75312	610	221	16352	103815	10	130	00	140	00	1182
901	2551	32	81	212	80	20	993	5956	00	50	00	00	00	151

<b>COUNTY SHERIFFS &amp; STATE POLICE</b>	POPULATION	INCIDENT RATE PER 100,000	TOTAL INCIDENTS	Murder and Non- negligent Man- slaughter	Kidnaping/ Abduction	Forcible Rape	Other Forcible Sex Offenses	Robbery	Aggravated Assault	Simple Assault/ Intimida- tion	Arson	Extortion/ Blackmail
Lunenburg County SO State Police	10258	2193.41	225 39	1 0	1 1	6 0	4 0	1 0	5 0	54 2	5 0	0 0
Madison County SO State Police	13950	3354.83	468 30	0 0	9 0	3 0	9 0	0 0	15 0	147 0	2 0	0 0
Mathews County SO State Police	9501	2336.59	222 19	1 0	0 0	0 0	1 0	0 0	5 0	35 0	4 0	0 0
Mecklenburg County SO State Police	23580	2981.34	703 135	3 0	1 0	7 0	6 0	3 0	28 0	112 0	6 0	0 0
Middlesex County SO State Police	10412	2314.63	241 52	0 0	3 0	3 1	3 0	4 0	8 0	57 0	0 0	0 0
Montgomery County SO State Police	30122	4408.73	1328 126	2 0	3 0	5 1	24 1	4 0	26 0	437 2	6 0	0 0
Nelson County SO State Police	15519	3408.72	529 24	1 0	1 0	4 0	4 0	3 0	5 4	112 2	1 0	0 0
New Kent County SO State Police	17857	4541.63	811 43	1 0	4 0	3 0	13 0	3 0	12 0	210 1	5 0	1 0
Northampton County SO State Police	10567	3529.85	373 55	0 0	0 0	2 0	2 0	14 0	8 0	48 0	2 0	0 0
Northumberland County SO State Police	13401	2417.73	324 15	0 0	4 0	2 0	3 2	6 0	11 1	83 5	0 0	1 0
Nottoway County SO State Police	9555	2009.41	192 9	0 0	2 0	2 0	0 0	1 0	20 0	56 0	0 0	0 0
Orange County SO State Police	27559	1342.57	370 103	0 0	1 0	0 0	9 0	2 0	6 0	76 0	1 0	0 1
Page County SO State Police	15910	3287.24	523 97	0 0	1 0	6 0	24 0	1 0	14 0	86 0	7 0	0 0
Patrick County SO State Police	19469	3015.04	587 12	0 0	0 0	2 0	3 0	1 0	29 0	108 0	11 0	1 0
Pittsylvania County SO State Police	58789	2508.97	1475 73	1 0	8 0	6 0	28 0	14 0	36 2	453 0	3 0	0 0
Powhatan County SO State Police	28106	1846.58	519 51	0 0	0 0	3 0	6 0	1 0	1 10	68 18	1 0	0 0
Prince Edward County SO State Police	14108	1467.25	207 7	2 0	3 0	3 0	2 0	3 0	6 0	69 0	1 0	0 0
Pulaski County SO State Police	22994	7080.1	1628 26	0 0	12 0	11 0	25 0	9 0	38 1	544 3	2 0	0 0
Rappahannock County SO State Police	7066	2745.54	194 22	0 0	0 0	0 0	1 0	0 0	3 0	54 0	1 0	0 0
Richmond County SO State Police	8445	1693.3	143 3	0 0	1 0	0 0	0 0	2 0	9 0	51 0	0 0	0 0
Rockbridge County SO State Police	20898	3172.55	663 45	0 0	3 0	4 0	4 0	8 0	9 0	104 2	2 0	0 0
Rockingham County SO State Police	59448	852.84	507 148	2 0	2 0	13 0	25 1	7 0	9 2	52 1	9 0	0 0
Russell County SO State Police	24801	2995.84	743 27	1 0	8 0	5 0	6 0	1 0	16 2	248 3	8 0	0 0
Scott County SO State Police	20915	4040.16	845 28	0 0	5 0	6 0	4 8	10 0	20 1	150 0	4 2	1 0

<sup>0-11</sup> For those agencies without full year submission, footnote represents number of months of data submitted.

Burglary	Larceny	Motor Vehicle Theft	Counterfeiting/ Forgery	Fraud	Embezzlement	Stolen Property	Destruction/ Damage/ Vandalism	Drug/ Narcotic Offenses	Non-forcible Sex Offenses	Pornography	Gambling	Prostitution	Bribery	Weapon Law Violation
53 0	50 3	11 1	1 0	8 1	0 0	0 0	45 4	9 29	1 0	0 0	0 0	0 0	0 0	3 0
20 0	123 0	11 0	7 0	21 3	0 0	4 0	95 0	23 27	1 0	1 0	0 0	0 0	0 0	16 1
25 0	74 0	6 0	3 0	3 0	1 1	2 0	41 1	32 18	0 0	0 0	0 0	0 0	0 0	8 0
99 0	211 1	28 2	40 1	40 9	8 0	1 0	168 1	15 120	1 0	2 0	0 0	0 1	0 0	16 1
31 0	74 2	8 0	2 0	6 2	1 2	0 0	51 0	19 45	0 0	0 0	0 0	0 0	0 0	5 2
135 0	328 3	18 1	16 0	82 5	6 2	4 0	242 1	218 109	1 0	3 1	0 0	1 0	0 0	30 1
64 0	203 2	9 1	10 0	27 1	4 0	0 0	124 2	26 15	0 0	0 0	1 0	0 0	0 0	14 2
62 0	212 2	26 1	20 0	75 2	5 0	1 0	156 0	113 54	2 0	4 0	0 0	1 0	0 0	11 3
72 3	130 2	12 0	16 0	8 0	0 0	4 0	81 1	4 54	0 0	2 0	0 0	0 0	0 0	10 1
49 0	75 2	9 0	7 0	25 5	1 0	0 0	42 1	27 4	0 0	2 0	0 0	0 0	0 0	20 0
20 0	41 4	6 0	1 1	2 0	0 0	0 0	39 0	27 6	0 0	0 0	0 0	0 0	0 0	3 0
44 0	131 0	14 0	6 0	10 7	3 0	1 0	78 1	41 95	3 0	3 0	0 0	0 0	0 0	17 1
66 0	164 1	23 0	9 0	34 1	2 0	1 0	115 5	28 85	1 0	2 0	0 0	0 0	0 0	6 9
77 1	200 2	27 1	14 1	29 3	3 0	1 0	99 0	58 5	1 0	0 0	0 0	0 0	0 0	16 1
202 0	353 7	21 13	20 1	41 31	2 0	1 0	232 1	222 19	0 0	6 0	0 0	0 0	0 0	44 1
44 0	196 2	14 1	5 1	18 0	2 0	0 0	123 0	68 27	0 0	1 0	0 0	0 0	0 0	7 0
29 0	53 0	8 0	1 0	3 0	1 0	0 0	39 0	5 7	0 0	1 0	0 0	0 0	0 0	8 0
136 1	515 6	22 1	52 2	102 1	13 1	10 0	246 0	146 12	0 0	1 0	0 0	0 0	0 0	23 1
21 0	47 0	4 0	3 0	2 0	0 0	1 0	49 1	23 19	0 0	2 0	0 0	0 0	0 0	4 3
14 0	26 0	7 0	0 0	1 1	4 0	3 0	17 0	19 2	0 0	0 0	0 0	0 0	0 0	6 0
50 2	225 9	13 0	10 0	17 2	1 0	2 0	102 3	135 29	1 0	0 0	0 0	0 0	0 0	13 1
76 0	138 8	7 22	4 0	29 13	3 1	5 0	128 1	55 105	3 0	3 0	0 0	0 0	0 0	12 5
70 2	188 7	16 1	2 0	18 2	3 0	0 0	112 3	101 13	0 0	2 0	0 0	0 0	0 0	29 0
118 0	245 3	30 0	26 2	35 4	2 0	5 1	182 1	133 6	0 0	0 0	0 0	1 0	0 0	27 1

<b>COUNTY SHERIFFS &amp; STATE POLICE</b>	POPULATION	INCIDENT RATE PER 100,000	TOTAL INCIDENTS	Murder and Non- negligent Man- slaughter	Kidnaping/ Abduction	Forcible Rape	Other Forcible Sex Offenses	Robbery	Aggravated Assault	Simple Assault/ Intimidation	Arson	Extortion/ Blackmail
Shenandoah County SO State Police	28128	3121.44	878 249	1 0	0 1	2 0	8 0	0 0	23 2	266 3	2 0	0 0
Smyth County SO State Police	22138	3798.89	841 58	0 1	4 0	4 0	17 0	1 0	13 2	181 4	2 1	1 1
Southampton County SO State Police	18019	4412	795 9	3 0	3 0	3 0	3 0	7 0	17 0	206 0	3 0	0 0
Spotsylvania County SO State Police	121809	4972.53	6057 29	4 0	27 0	46 0	105 0	51 0	201 0	1368 0	9 0	0 0
Stafford County SO State Police	125892	3764.33	4739 29	8 0	25 0	35 1	68 0	38 0	102 0	885 0	17 0	0 0
Surry County SO State Police	7164	2247.34	161 10	0 0	0 0	3 0	0 0	3 0	14 0	62 0	0 0	0 0
Sussex County SO State Police	10058	4314.97	434 32	0 0	2 0	2 0	6 0	2 0	17 0	110 2	4 0	1 0
Tazewell County SO State Police	29669	3987.32	1183 150	4 3	5 0	4 0	11 0	8 0	24 1	274 4	1 0	1 0
Warren County SO State Police	21856	3266.83	714 277	0 0	0 0	6 0	11 0	3 0	20 0	103 2	2 1	0 0
Washington County SO State Police	43844	4554.78	1997 24	1 0	5 0	11 1	20 0	1 0	20 2	337 1	5 0	0 0
Westmoreland County SO State Police	13726	1748.5	240 12	0 0	1 0	0 0	0 2	0 0	6 0	86 1	0 1	0 0
Wise County SO State Police	26988	3401.51	918 15	0 1	7 0	6 1	15 0	2 0	33 0	328 0	12 0	1 1
Wythe County SO State Police	18401	2075.97	382 74	0 0	1 0	0 0	5 0	1 0	20 2	51 3	1 0	0 0
York County SO State Police	65964	4346.31	2867 105	1 0	17 0	7 0	26 0	19 0	58 0	524 0	12 0	0 0
<b>COUNTY POLICE &amp; STATE POLICE</b>												
Albemarle County PD State Police	95247	4415.88	4206 64	0 0	9 0	18 0	44 0	27 0	63 0	1000 2	11 0	1 0
Arlington County PD State Police	212038	4113.41	8722 0	2 0	24 0	16 0	85 0	149 0	157 0	877 0	2 0	5 0
Chesterfield County PD State Police	307594	5629.49	17316 283	2 0	47 0	44 0	201 1	230 1	231 13	5326 7	72 0	5 0
Fairfax County PD State Police	999525	3654.43	36527 208	10 0	384 0	69 0	100 1	277 0	235 9	6680 10	74 0	7 0
Henrico County PD State Police	296490	5631.55	16697 154	12 0	73 0	30 1	27 0	267 0	205 4	3333 6	65 0	2 1
James City County PD State Police	63696	4107	2616 77	0 0	11 0	13 0	30 0	15 0	44 0	779 0	8 0	2 0
Prince George County PD State Police	38393	3094.31	1188 20	1 0	2 0	9 0	8 1	14 0	14 2	268 0	1 0	0 0
Prince William County PD State Police	379480	4427.9	16803 264	11 0	76 1	45 0	163 0	267 1	340 6	3402 6	47 0	7 1
Roanoke County PD State Police	85123	3706.4	3155 40	1 0	27 0	21 0	38 0	19 0	81 1	971 0	10 0	6 2

<sup>0-11</sup> For those agencies without full year submission, footnote represents number of months of data submitted.

Burglary	Larceny	Motor Vehicle Theft	Counterfeiting/ Forgery	Fraud	Embezzlement	Stolen Property	Destruction/ Damage/ Vandalism	Drug/ Narcotic Offenses	Non-forcible Sex Offenses	Pornography	Gambling	Prostitution	Bribery	Weapon Law Violation
710	2064	92	91	812	20	01	2272	71237	10	30	00	00	00	125
713	2525	161	122	2014	00	00	1934	10724	00	10	00	00	00	147
1130	1851	230	131	261	20	00	1451	965	00	10	00	10	00	240
2820	19920	1090	800	5300	510	280	8991	88828	80	70	00	150	10	1020
2030	14721	1167	1100	4220	450	270	11890	72420	00	150	00	30	00	1020
301	381	40	20	41	10	10	282	33	00	00	00	00	00	52
502	1091	162	83	115	11	20	780	8720	10	10	00	00	00	90
1237	46445	172	182	3532	86	20	17910	13451	10	40	00	00	00	246
330	2312	180	91	359	10	40	1531	124262	20	10	00	00	00	196
2600	8054	271	351	2027	270	81	2831	1284	20	80	00	00	00	351
280	752	30	10	60	00	10	470	205	00	01	00	00	00	50
980	2502	330	180	205	40	00	1740	806	00	00	20	00	00	220
410	12122	141	131	167	30	50	434	10030	00	00	00	10	00	174
1580	11280	310	300	2153	500	70	6420	277102	30	40	00	00	00	494
2480	17193	1190	622	33813	340	170	10450	43043	10	130	00	40	00	674
3190	43250	2960	1660	10870	740	780	12180	6310	10	100	40	310	10	510
18370	56207	4161	23482	124254	1260	491	42471	1253142	80	330	50	540	00	47117
12920	1503017	86918	2626	259443	1921	3420	90599	256597	10	430	60	971	00	4643
14761	66019	4641	32611	68451	1880	491	35141	122597	40	60	50	440	00	24017
1510	8330	320	680	2150	320	90	5830	19887	00	20	00	00	00	511
1151	3750	340	60	630	40	100	3030	13518	20	10	00	30	00	222
10521	61907	52010	2405	104543	941	1426	27864	1815176	220	100	20	300	30	2019
2890	9532	470	452	22921	290	30	4500	41113	10	130	00	30	00	491

TOWNS	POPULATION	INCIDENT RATE PER 100,000	TOTAL INCIDENTS	Murder and Non-negligent Man-slaughter	Kidnaping/Abduction	Forcible Rape	Other Forcible Sex Offenses	Robbery	Aggravated Assault	Simple Assault/Intimidation	Arson	Extortion/Blackmail
Abingdon PD	8009	8827.56	707	0	2	2	4	1	12	136	0	0
Altavista PD	3368	6472.68	218	0	3	1	2	2	9	63	1	0
Amherst PD	2219	2613.78	58	0	0	0	1	1	0	12	0	0
Appalachia PD	1739	6843.01	119	0	0	1	1	0	0	21	1	0
Ashland PD	7100	9281.69	659	0	1	0	4	10	20	171	0	0
Berryville PD	3168	5145.2	163	1	1	0	0	0	3	35	0	0
Big Stone Gap PD	5662	5351.46	303	0	3	1	4	1	7	55	0	0
Blacksburg PD	41796	4323.38	1807	0	2	15	13	11	24	285	2	0
Blackstone PD	3582	9771.07	350	0	6	0	1	5	9	72	1	0
Bluefield PD	5143	8146.99	419	0	3	1	4	2	4	40	1	0
Bowling Green PD	1021		0	0	0	0	0	0	0	0	0	0
Boykins PD	601	2329.45	14	0	0	0	0	0	0	3	0	0
Bridgewater PD	5430	994.47	54	0	0	0	0	0	2	11	0	0
Broadway PD	3202	655.84	21	0	0	0	1	0	1	4	0	0
Brookneal PD	1249	2802.24	35	0	1	1	0	0	1	9	0	0
Burkeville PD	472	4661.01	22	0	0	0	0	1	1	7	0	0
Cape Charles PD	1464	1775.95	26	0	0	0	0	0	0	4	0	0
Cedar Bluff PD	1043	2109.3	22	0	0	0	0	0	0	3	0	0
Chase City PD	2321	5601.03	130	0	0	0	0	1	4	16	1	0
Chatham PD	1518	1317.52	20	0	0	0	0	0	0	4	0	0
Chilhowie PD	1746	3035.5	53	0	0	0	1	0	0	10	0	0
Chincoteague PD	4296	3887.33	167	0	0	0	0	0	3	31	0	0
Christiansburg PD	19477	8497.2	1655	2	4	10	18	7	17	507	5	1
Clarksville PD	1258	3497.61	44	0	0	0	0	3	1	4	0	0
Clifton Forge PD	3932	4755.84	187	0	0	1	3	1	6	30	1	0
Clintwood PD	1520	3618.42	55	0	0	0	1	0	3	4	0	0
Coeburn PD	1978	5460.06	108	0	0	1	3	1	2	6	1	0
Colonial Beach PD	3789	4724.2	179	0	0	1	1	1	2	26	0	0
Crewe PD	2284	5560.42	127	0	0	1	0	4	1	20	0	0
Culpeper PD	13977	9265.22	1295	0	8	6	12	16	49	352	1	0
Damascus PD	1070	5794.39	62	0	0	2	0	0	1	5	0	0
Dayton PD	1353	2882.48	39	0	0	0	0	0	0	4	0	0
Dublin PD	2190	6073.05	133	0	0	0	2	2	1	16	0	0
Dumfries PD	4805	7554.63	363	0	5	2	1	15	6	35	0	3
Edinburg PD	897	2118.17	19	0	0	1	2	0	0	5	0	0
Elkton PD	2626	2551.4	67	0	0	0	0	0	0	5	0	0
Exmore PD	1349	6300.96	85	0	1	0	0	1	2	3	0	0
Farmville PD	7396	4002.16	296	4	1	1	1	1	10	20	0	0

<sup>0-11</sup> For those agencies without full year submission, footnote represents number of months of data submitted.



Burglary	Larceny	Motor Vehicle Theft	Counterfeiting/ Forgery	Fraud	Embezzlement	Stolen Property	Destruction/ Damage/ Vandalism	Drug/ Narcotic Offenses	Non-forcible Sex Offenses	Pornography	Gambling	Prostitution	Bribery	Weapon Law Violation
28	262	9	35	23	8	2	126	97	0	1	0	0	0	10
23	79	6	2	11	2	1	50	10	0	0	0	0	0	4
5	20	0	0	3	0	0	15	2	0	0	0	0	0	1
8	55	3	1	1	0	0	29	2	0	0	0	0	0	0
21	235	17	11	35	9	1	143	70	0	1	0	2	0	9
9	72	0	0	3	1	2	41	15	0	0	0	0	0	0
19	150	7	7	5	0	1	44	46	1	0	0	0	0	2
165	510	29	22	95	5	2	673	116	1	5	0	0	0	18
22	107	6	12	9	4	0	63	59	1	0	0	0	0	8
27	215	5	37	29	2	4	30	43	0	3	0	0	0	5
0	0	0	0	0	0	0	0	0	0	0	0	0	0	0
2	3	0	0	0	0	0	3	3	0	0	0	0	0	2
9	15	2	2	2	1	0	8	6	0	0	0	0	0	0
1	7	3	0	0	0	1	4	2	0	0	0	0	0	1
2	11	1	3	1	0	0	5	5	0	1	0	0	0	0
2	10	1	1	0	0	0	1	0	0	0	0	0	0	1
3	12	0	0	3	0	0	6	3	0	0	0	0	0	1
3	7	1	0	4	0	0	3	2	0	0	0	0	0	1
8	56	2	2	2	0	0	37	9	0	0	0	0	0	5
0	12	0	0	0	0	0	4	1	0	0	0	0	0	0
6	17	2	2	0	2	0	18	1	0	0	0	0	0	0
18	56	11	7	7	0	0	23	13	0	0	0	0	0	5
107	604	15	37	141	34	9	221	173	3	9	0	0	0	22
0	25	0	1	0	0	0	11	0	0	0	0	0	0	0
22	66	1	1	7	1	1	37	20	0	0	0	0	0	2
8	26	1	2	1	0	0	8	2	0	0	0	0	0	1
11	52	2	2	1	0	1	15	16	0	0	0	0	0	2
16	51	4	2	1	1	0	68	13	0	0	0	0	0	4
10	51	3	1	0	0	0	32	3	0	0	0	0	0	3
36	421	11	44	96	8	6	305	126	4	3	0	1	0	11
1	25	0	3	0	0	1	8	22	0	0	0	0	0	2
3	18	0	2	5	0	0	4	9	0	0	0	0	0	0
22	52	2	9	1	0	0	23	11	0	1	0	0	0	2
35	122	21	9	11	3	0	105	15	0	13	0	0	0	6
3	5	0	2	0	0	0	2	3	0	0	0	0	0	0
4	28	1	1	3	2	0	15	9	0	0	0	0	0	2
8	34	2	10	0	0	0	21	2	0	1	0	0	0	0
15	160	4	11	19	6	1	36	29	0	1	0	0	0	4

TOWNS	POPULATION	INCIDENT RATE PER 100,000	TOTAL INCIDENTS	Murder and Non-negligent Man-slaughter	Kidnaping/Abduction	Forcible Rape	Other Forcible Sex Offenses	Robbery	Aggravated Assault	Simple Assault/Intimidation	Arson	Extortion/Blackmail
Fries PD	552		0	0	0	0	0	0	0	0	0	0
Front Royal PD	14616	9948	1454	0	0	7	11	11	18	446	0	1
Gate City PD	2052	3849.9	79	0	1	1	0	0	2	10	0	0
Glade Spring PD	1520	197.36	3	0	0	0	0	1	0	0	0	0
Glasgow PD	1007	397.21	4	0	0	0	0	0	0	0	0	0
Glen Lyn PD	163	2453.98	4	0	0	0	0	0	0	0	1	0
Gordonsville PD	1697	5362.4	91	0	1	0	0	0	2	13	0	0
Gretna PD	1192	3775.16	45	0	0	0	1	0	3	6	0	0
Grottoes PD	2190	2694.06	59	0	0	0	1	0	1	4	0	0
Grundy PD	961	1040.58	10	0	0	0	0	0	0	2	0	0
Halifax PD	1290	4263.56	55	1	0	0	1	0	0	10	1	0
Haymarket PD	1226	4159.86	51	0	0	0	0	0	1	8	0	0
Haysi PD	309	1294.49	4	0	0	0	0	0	0	0	0	0
Herndon PD	22045	5670.22	1250	1	10	9	7	15	25	231	0	0
Hillsville PD	2650	6716.98	178	0	0	1	3	2	6	23	0	0
Honaker PD	1445	2491.34	36	0	0	0	0	0	1	3	0	0
Hurt PD	1214	1647.44	20	0	0	0	0	0	0	1	0	0
Independence PD	895	4134.07	37	0	1	0	0	0	3	2	0	0
Jonesville PD	967	4860.39	47	0	0	0	1	0	0	8	1	0
Kenbridge PD	1279	2814.69	36	0	0	1	0	0	6	18	0	0
Kilmarnock PD	1295	3861	50	0	0	1	1	0	1	4	0	0
LaCrosse PD	589	5602.71	33	0	0	0	1	0	0	11	0	0
Lawrenceville PD	1333	6676.66	89	0	0	0	2	1	0	10	1	0
Lebanon PD	3196	6070.08	194	0	0	0	2	2	4	23	0	0
Leesburg PD	39641	5158.8	2045	2	13	11	34	19	33	532	4	1
Louisa PD	1564	4923.27	77	0	0	1	0	0	0	12	0	0
Luray PD	4843	4976.25	241	0	0	0	0	2	1	31	1	0
Marion PD	6001	10764.87	646	0	0	1	2	2	21	131	0	0
Middleburg PD	943	2757.15	26	0	0	0	0	0	0	3	0	0
Middletown PD	1141	5258.54	60	0	0	2	2	1	0	10	1	0
Mt. Jackson PD	2001	3948.02	79	0	0	0	4	0	0	11	0	0
Narrows PD	2148	1350.09	29	0	0	2	1	0	3	10	1	0
New Market PD	1852	2213.82	41	0	0	0	1	0	1	5	0	0
Occoquan PD	816	857.84	7	0	0	0	0	0	0	2	0	0
Onancock PD	1389	5471.56	76	0	0	0	0	0	1	15	0	0
Onley PD	471	6369.42	30	0	0	0	0	0	2	5	0	0
Orange PD	4629	6156.83	285	0	1	2	4	1	2	66	1	0
Parksley PD	790	4303.79	34	0	0	0	0	2	0	4	0	0

<sup>0-11</sup> For those agencies without full year submission, footnote represents number of months of data submitted.

Burglary	Larceny	Motor Vehicle Theft	Counterfeiting/ Forgery	Fraud	Embezzlement	Stolen Property	Destruction/ Damage/ Vandalism	Drug/ Narcotic Offenses	Non-forcible Sex Offenses	Pornography	Gambling	Prostitution	Bribery	Weapon Law Violation
0	0	0	0	0	0	0	0	0	0	0	0	0	0	0
56	527	22	30	55	5	2	314	109	2	0	1	0	0	18
7	28	3	4	1	1	1	14	9	0	0	0	0	0	1
0	1	0	0	1	0	0	0	0	0	0	0	0	0	0
0	4	0	0	0	0	0	0	0	0	0	0	0	0	0
1	1	1	0	0	0	0	1	1	0	0	0	0	0	0
3	17	1	4	2	0	1	39	10	0	0	0	0	0	1
7	14	1	4	2	0	0	5	2	0	0	0	0	0	0
2	29	0	2	0	0	0	11	11	1	1	0	0	0	0
1	4	0	2	0	0	0	1	1	0	0	0	0	0	0
6	23	3	1	3	1	0	8	1	0	0	0	0	0	0
2	22	0	2	2	1	0	9	8	0	0	0	0	0	1
1	2	0	0	1	0	0	0	0	0	0	0	0	0	0
27	347	25	23	92	5	2	457	54	2	3	0	1	0	5
20	49	2	8	5	2	4	34	34	0	0	0	0	0	4
2	20	0	0	0	0	0	5	5	0	0	0	0	0	0
3	11	0	0	1	0	1	2	4	0	0	0	0	0	0
2	10	0	12	6	0	0	3	3	0	0	0	0	0	0
3	26	0	0	0	0	0	8	3	0	0	0	0	0	0
2	2	1	2	1	0	0	7	0	0	0	0	0	0	1
9	16	2	0	1	4	0	9	4	0	0	0	0	0	0
4	6	3	1	0	0	0	8	2	0	0	0	0	0	1
35	24	0	4	4	0	0	13	7	0	0	0	0	0	4
7	94	3	8	12	3	0	27	15	0	0	0	0	0	3
44	666	24	35	187	16	5	370	277	2	20	0	6	0	30
4	17	2	4	0	1	0	20	19	0	0	0	0	0	1
15	115	9	1	10	2	0	65	1	0	1	0	0	0	1
14	227	7	20	24	2	6	123	123	3	0	0	0	0	17
0	15	1	1	1	0	0	5	1	0	0	0	0	0	2
4	19	0	1	1	0	0	20	3	0	1	0	0	0	0
9	35	5	0	6	0	0	12	3	0	1	0	0	0	3
5	9	1	0	0	0	0	2	2	0	0	0	0	0	1
6	5	2	1	6	0	0	7	9	0	0	0	0	0	1
0	2	0	1	0	0	0	1	0	0	0	1	0	0	0
7	26	2	1	0	0	0	19	8	0	1	0	0	0	1
3	12	0	1	0	0	1	4	4	0	0	0	0	0	2
14	90	7	11	9	2	0	60	51	0	0	0	0	0	4
1	18	0	2	0	0	0	3	3	0	0	0	0	0	1

TOWNS	POPULATION	INCIDENT RATE PER 100,000	TOTAL INCIDENTS	Murder and Non-negligent Man-slaughter	Kidnaping/Abduction	Forcible Rape	Other Forcible Sex Offenses	Robbery	Aggravated Assault	Simple Assault/Intimidation	Arson	Extortion/Blackmail
Pearisburg PD	2764	4956.58	137	0	0	0	2	1	2	12	1	0
Pembroke PD	1163	5846.94	68	0	0	0	0	0	2	10	0	0
Pennington Gap PD	1726	637.31	11	0	0	0	0	0	0	4	0	0
Pocahontas PD	419		0	0	0	0	0	0	0	0	0	0
Pound PD	1072	8302.23	89	0	0	0	0	1	5	13	0	0
Pulaski PD	8983	11488.36	1032	2	1	3	17	9	16	101	1	0
Purcellville PD	5137	3951.72	203	0	0	0	0	1	5	50	1	0
Quantico PD	607	4118.61	25	0	0	0	0	0	0	7	0	0
Remington PD	673	2971.76	20	0	0	0	0	0	0	3	0	0
Rich Creek PD	681	4992.65	34	0	0	2	1	0	0	2	0	0
Richlands PD	3997	14010.5	560	1	2	0	1	2	9	130	0	0
Rocky Mount PD	4535	8158.76	370	0	2	1	2	1	7	43	0	0
Rural Retreat PD	1346	1114.41	15	0	0	0	0	1	0	0	0	0
Saltville PD	2206	6165	136	0	0	0	0	0	3	22	0	0
Shenandoah PD	1858	5382.13	100	0	0	0	2	0	3	9	2	0
Smithfield PD	7034	6639.18	467	1	1	0	4	4	3	90	0	0
South Boston PD	7884	11656.51	919	0	3	8	3	7	23	176	5	0
South Hill PD	4556	9328.35	425	0	0	2	1	5	8	86	1	0
St. Paul PD	968	4132.23	40	0	0	0	0	0	0	5	0	0
Stanley PD	1564	4859.33	76	0	0	0	0	1	0	9	1	0
Stephens City PD	1488	7728.49	115	0	0	0	3	0	0	27	1	0
Strasburg PD	4373	6928.88	303	0	1	1	1	0	7	53	0	0
Tappahannock PD	2195	13940.77	306	0	2	1	4	0	8	55	0	0
Tazewell PD	4267	6140.14	262	0	2	0	3	1	4	71	1	0
Timberville PD	1713	1926.44	33	0	1	2	1	1	2	3	1	0
Victoria PD	1731	3466.2	60	0	0	1	1	3	5	14	0	0
Vienna PD	14903	3992.48	595	2	1	0	4	4	5	77	0	0
Vinton PD	7868	9684.79	762	0	8	3	9	3	14	236	3	1
Warrenton PD	8947	7376.77	660	1	4	4	7	6	15	95	0	0
Warsaw PD	1352	1183.43	16	0	0	0	0	0	0	4	0	0
Waverly PD	2157	5702.36	123	0	0	0	0	3	3	19	0	0
Weber City PD	1331	4357.62	58	0	0	0	0	0	0	3	0	0
West Point PD	3145	3434.02	108	0	0	1	1	1	0	16	0	0
White Stone PD	338	1775.14	6	0	0	0	0	0	0	2	0	0
Wise PD	3231	6282.88	203	0	0	0	0	0	3	20	1	0
Woodstock PD	4284	3501.4	150	0	0	2	0	2	4	20	0	0
Wytheville PD	8282	5276.5	437	0	0	0	0	7	10	30	1	0

92 <sup>0-11</sup> For those agencies without full year submission, footnote represents number of months of data submitted.

Burglary	Larceny	Motor Vehicle Theft	Counterfeiting/ Forgery	Fraud	Embezzlement	Stolen Property	Destruction/ Damage/ Vandalism	Drug/ Narcotic Offenses	Non-forcible Sex Offenses	Pornography	Gambling	Prostitution	Bribery	Weapon Law Violation
7	62	2	6	11	1	0	20	17	0	2	0	0	0	2
10	15	0	0	4	0	1	24	3	0	0	0	0	0	1
3	4	0	0	0	0	0	0	0	0	0	0	0	0	0
0	0	0	0	0	0	0	0	0	0	0	0	0	0	0
8	27	1	3	1	0	0	16	30	0	0	0	0	0	4
79	306	16	82	194	66	4	165	177	0	0	0	1	0	16
8	57	6	2	7	4	0	61	22	1	1	0	0	0	3
0	2	0	0	0	0	1	5	10	0	0	0	0	0	0
2	4	0	1	0	0	0	4	6	0	0	0	0	0	1
0	13	1	5	3	0	0	5	7	0	0	0	0	0	0
47	158	6	73	80	6	2	73	92	0	0	0	0	0	10
14	184	4	7	19	3	1	53	56	0	1	0	0	0	11
1	5	0	0	1	0	0	8	0	0	0	0	0	0	0
9	35	0	2	1	0	1	42	33	0	2	0	0	0	1
8	37	1	2	3	1	0	30	7	0	0	0	0	0	0
27	184	10	19	39	6	4	90	25	1	0	0	0	0	11
117	341	9	16	28	20	3	179	46	0	0	0	0	0	19
21	220	6	2	8	3	1	83	2	0	0	0	0	0	4
4	26	0	2	0	0	0	4	1	0	0	0	0	0	0
1	47	2	0	2	0	1	8	6	0	0	0	0	0	0
9	43	5	3	1	1	0	21	3	0	0	0	0	0	3
12	110	2	5	14	2	0	61	47	0	1	0	0	0	5
17	109	5	11	13	1	0	44	61	0	0	0	0	0	10
18	74	2	24	15	4	2	48	25	1	2	0	0	0	1
5	14	0	0	1	0	0	7	0	0	0	0	0	0	0
2	21	2	1	0	1	0	9	4	0	0	0	0	0	1
28	275	8	9	47	3	1	131	56	0	1	0	3	0	5
41	225	9	18	42	5	4	119	144	0	0	0	0	0	8
28	222	5	14	51	11	2	141	71	2	0	0	1	0	10
1	9	0	1	0	0	0	1	2	0	0	0	0	0	0
3	14	2	2	2	0	1	10	75	0	0	0	0	0	8
2	27	0	3	2	0	1	11	15	0	0	0	0	0	0
9	27	3	2	18	0	0	29	14	0	0	0	0	0	4
0	0	0	0	4	0	0	0	1	0	0	0	0	0	0
11	86	6	19	9	2	0	24	44	0	0	0	0	0	4
1	65	8	10	11	2	1	13	20	0	1	0	0	0	8
13	199	8	18	30	4	3	101	53	2	1	0	0	0	10

<b>CITIES &amp; STATE POLICE</b>	POPULATION	INCIDENT RATE PER 100,000	TOTAL INCIDENTS	Murder and Non-negligent Man-slaughter	Kidnaping/Abduction	Forcible Rape	Other Forcible Sex Offenses	Robbery	Aggravated Assault	Simple Assault/Intimidation	Arson	Extortion/Blackmail
Alexandria PD State Police	141738	4713.62	6681 16	5 0	20 0	12 0	9 0	146 0	138 1	1320 2	4 0	3 0
Bedford PD State Police	6083	9058.03	551 1	0 0	3 0	4 0	4 0	5 0	11 0	178 0	0 0	0 0
Bristol PD State Police	17794	9576.26	1704 20	0 0	3 0	5 0	22 0	11 0	39 1	432 0	5 0	0 0
Buena Vista PD State Police	6553	3341.98	219 6	0 0	0 0	0 0	8 0	2 0	7 0	29 0	2 0	0 0
Charlottesville PD State Police	40317	11751.86	4738 3	0 0	22 0	35 0	32 0	88 0	125 0	1089 0	9 0	1 0
Chesapeake PD State Police	219960	6882.61	15139 41	13 0	102 0	45 0	107 0	302 0	613 0	4791 0	30 0	3 0
Colonial Heights PD State Police	17638	9360.47	1651 41	0 0	11 0	2 0	9 0	22 0	24 1	205 0	7 0	0 0
Covington PD State Police	5957	8846.73	527 54	1 0	2 0	6 0	6 0	2 0	11 0	203 1	8 0	0 0
Danville PD State Police	45232	12006.98	5431 18	8 0	19 0	7 0	4 0	80 0	85 0	1413 0	13 0	0 0
Emporia PD State Police	5861	14434.39	846 6	0 0	2 0	5 0	4 0	10 0	28 0	195 0	2 0	0 0
Fairfax PD State Police	24702	5064.36	1251 0	0 0	2 0	1 0	8 0	15 0	11 0	277 0	6 0	2 0
Falls Church PD State Police	11711	5738.19	672 3	0 0	0 0	3 1	5 1	6 0	7 0	85 0	5 0	0 0
Franklin PD State Police	8362	10751.01	899 1	1 0	1 0	2 0	4 0	14 0	14 0	227 0	6 0	0 0
Fredericksburg PD State Police	22902	11885.42	2722 31	2 0	14 0	6 0	16 0	22 0	85 0	770 0	4 0	0 0
Galax PD State Police	6798	11473.96	780 11	1 0	2 0	0 0	5 0	4 0	23 1	218 0	2 0	1 0
Hampton PD State Police	144749	7612.48	11019 101	11 0	27 0	27 0	84 0	196 0	221 2	2134 0	31 0	0 0
Harrisonburg PD State Police	46896	5891.76	2763 268	0 0	7 0	10 0	11 0	27 0	98 1	480 0	5 0	1 0
Hopewell PD State Police	23326	9937.4	2318 16	4 0	4 0	13 0	17 0	70 0	120 0	662 0	11 0	0 0
Lexington PD State Police	7282	1922.54	140 4	0 0	0 0	0 0	2 0	0 0	1 0	16 0	2 0	0 0
Lynchburg PD State Police	72371	8713.43	6306 35	0 0	30 0	21 0	93 0	81 1	239 1	2126 1	14 0	1 0
Manassas PD State Police	36213	7848.01	2842 0	2 0	22 0	10 0	30 0	56 0	106 0	731 0	8 0	3 0
Manassas Park PD State Police	14026	4163.69	584 1	0 0	4 0	0 0	17 0	5 0	6 0	124 1	1 0	1 0
Martinsville PD State Police	14841	9473.75	1406 38	0 1	1 0	2 0	9 0	9 0	28 0	284 0	8 0	0 0
Newport News PD State Police	182591	8551.35	15614 80	19 0	96 0	52 0	96 0	379 0	522 3	4106 1	82 0	3 0

94 <sup>0-11</sup> For those agencies without full year submission, footnote represents number of months of data submitted.

Burglary	Larceny	Motor Vehicle Theft	Counterfeiting/ Forgery	Fraud	Embezzlement	Stolen Property	Destruction/ Damage/ Vandalism	Drug/ Narcotic Offenses	Non-forcible Sex Offenses	Pornography	Gambling	Prostitution	Bribery	Weapon Law Violation
324 0	2756 0	345 2	50 0	324 10	50 0	83 0	1651 0	465 2	0 0	0 1	7 0	29 0	2 0	36 0
26 0	174 0	10 0	22 0	13 0	1 0	1 0	101 0	55 1	0 0	0 0	0 0	0 0	0 0	11 0
109 0	495 2	25 0	119 0	70 17	10 0	13 0	280 0	215 0	0 0	2 0	0 0	1 0	0 0	32 0
2 0	100 0	2 0	0 0	6 0	1 0	1 0	49 0	21 6	0 0	0 0	0 0	0 0	0 0	6 0
187 0	1785 0	125 0	37 0	177 1	21 1	2 0	1432 0	332 1	2 0	26 0	0 0	6 0	0 0	75 0
1344 0	6226 1	427 2	248 0	1021 23	133 0	27 0	270 0	1512 12	12 0	12 0	2 0	11 4	1 0	314 2
66 0	748 0	34 0	58 1	100 32	38 0	6 0	200 0	263 8	0 0	2 0	0 0	0 0	0 0	35 0
30 0	142 2	6 0	11 0	5 3	3 0	1 0	129 0	26 50	0 0	2 0	0 0	0 0	0 0	9 0
515 0	1729 0	72 0	86 0	223 15	31 0	0 0	951 0	496 3	0 0	1 0	4 0	15 0	1 0	206 0
63 0	267 0	15 1	52 0	22 1	2 0	1 0	204 0	78 4	2 0	1 0	1 0	0 0	0 0	16 0
35 0	573 0	22 0	10 0	84 0	7 0	2 0	218 0	54 0	0 0	1 0	0 0	2 0	0 0	11 0
18 0	284 0	18 0	13 0	35 1	3 0	2 0	189 0	42 0	0 0	0 0	0 0	0 0	0 0	7 0
66 0	282 0	11 0	40 0	16 0	12 0	6 0	195 0	62 1	1 0	0 0	0 0	0 0	0 0	34 0
98 0	980 0	25 0	35 0	246 0	21 0	6 0	439 0	329 30	1 0	3 0	0 0	3 0	1 0	24 1
38 0	267 0	7 0	28 0	48 4	40 0	8 0	141 0	55 6	2 0	2 0	0 0	2 0	0 0	16 0
800 0	4043 2	408 0	106 0	479 58	126 0	43 0	2473 0	1008 36	4 0	8 0	3 0	14 0	0 0	407 10
187 0	1009 3	58 1	41 3	174 11	20 0	15 2	775 0	310 251	1 0	1 0	0 0	1 0	0 0	53 5
275 0	525 0	70 0	28 0	72 7	10 0	14 0	475 1	220 7	1 0	3 0	3 0	0 1	0 0	47 0
6 0	51 0	3 0	5 0	8 0	2 0	0 0	28 0	25 4	0 0	0 0	0 0	0 0	0 0	2 0
381 0	1752 1	110 0	82 0	285 20	29 0	18 0	1207 0	798 13	2 0	3 0	4 0	17 0	0 0	171 0
152 0	867 0	91 0	44 0	208 0	16 0	2 0	699 0	246 0	3 0	11 0	2 0	1 0	0 0	31 0
15 0	180 0	19 0	7 0	27 0	1 0	5 0	130 0	95 0	0 0	0 0	0 0	0 0	0 0	12 0
90 1	389 1	23 0	26 0	55 1	7 0	0 0	402 0	110 34	2 0	0 0	0 0	0 0	0 0	27 0
1187 0	4483 4	464 1	253 0	731 43	68 0	50 0	3070 1	1573 29	3 0	6 0	3 0	61 0	1 0	874 3

CITIES & STATE POLICE	POPULATION	INCIDENT RATE PER 100,000	TOTAL INCIDENTS	Murder and Non-negligent Man-slaughter	Kidnaping/Abduction	Forcible Rape	Other Forcible Sex Offenses	Robbery	Aggravated Assault	Simple Assault/Intimidation	Arson	Extortion/Blackmail
Norfolk PD State Police	237764	10182.78	24211 145	34 0	51 0	102 0	191 0	633 0	778 3	4212 1	42 0	1 0
Norton PD State Police	4054	10138.13	411 0	0 0	0 0	2 0	1 0	2 0	5 0	38 0	1 0	0 0
Petersburg PD State Police	30513	15062.43	4596 41	6 0	23 0	12 0	17 0	122 0	170 1	773 0	0 0	0 0
Poquoson PD State Police	11881	4267.31	507 37	0 0	3 0	4 0	7 0	1 0	23 0	177 0	4 0	0 0
Portsmouth PD State Police	98124	12496.43	12262 22	17 0	67 0	21 0	24 0	353 0	324 0	2990 0	14 0	2 0
Radford PD State Police	15142	9496.76	1438 2	1 0	4 0	15 0	19 0	8 0	56 0	355 0	5 0	1 0
Richmond PD State Police	198102	11028.15	21847 108	37 0	77 0	35 0	93 0	851 0	714 11	4800 2	60 0	5 0
Roanoke PD State Police	93304	14384.16	13421 58	9 0	22 0	26 0	47 0	184 0	420 1	4743 1	45 1	3 0
Salem PD State Police	25163	6183.68	1556 27	0 0	3 0	5 0	8 0	8 0	19 0	313 0	4 1	1 0
Staunton PD State Police	23473	6624.63	1555 2	2 0	7 0	2 0	17 0	7 0	20 0	299 0	5 0	0 0
Suffolk PD State Police	83006	6875.4	5707 10	6 0	21 0	35 0	71 0	81 0	170 0	1740 0	41 0	0 0
Virginia Beach PD State Police	434412	6573.25	28555 159	18 0	64 0	71 0	147 0	453 0	372 2	6751 1	107 0	2 0
Waynesboro PD State Police	20712	8265.73	1712 1	0 0	11 0	9 0	24 0	21 0	37 0	448 0	4 0	1 0
Williamsburg PD State Police	13572	3676.68	499 16	1 0	9 0	0 0	1 0	8 0	17 0	127 0	0 0	1 0
Winchester PD State Police	26383	10309.66	2720 210	0 0	13 0	9 0	41 0	40 0	35 2	694 0	4 0	1 0

<sup>0-11</sup> For those agencies without full year submission, footnote represents number of months of data submitted.



Burglary	Larceny	Motor Vehicle Theft	Counterfeiting/ Forgery	Fraud	Embezzlement	Stolen Property	Destruction/ Damage/ Vandalism	Drug/ Narcotic Offenses	Non-forcible Sex Offenses	Pornography	Gambling	Prostitution	Bribery	Weapon Law Violation
19340	101083	9573	2394	47099	690	380	41410	71229	50	40	10	2680	20	1497
180	2670	20	130	110	10	10	450	640	00	00	00	10	00	110
6650	13080	2510	390	1203	140	131	8981	44933	00	00	20	80	00	1503
240	1330	110	70	170	10	00	1030	5837	00	00	00	00	00	130
11920	42822	2981	1190	56611	620	500	32490	6538	40	20	90	280	00	3371
1670	3351	130	200	821	30	40	3160	2470	00	30	00	10	00	230
15680	58705	9772	3386	80412	730	330	38973	258983	70	50	00	1670	00	7156
8960	38460	2920	1272	39520	831	60	20871	145131	20	120	50	1010	00	2681
880	6681	370	270	568	200	40	2860	22616	00	20	00	10	00	431
600	4690	190	210	1530	240	70	2910	2072	20	60	00	00	00	260
4600	16560	920	870	20810	240	140	10430	4480	30	70	50	30	00	1370
20320	107782	5792	4596	143999	1851	550	44550	235746	60	210	190	590	00	5676
1130	6620	300	540	950	110	60	3070	1301	00	10	00	30	00	350
120	1960	100	100	202	10	30	850	6116	00	00	00	10	00	91
1560	9891	400	740	1793	340	171	47622	364182	30	20	00	40	00	533

<b>COLLEGES &amp; UNIVERSITIES</b>	POPULATION	INCIDENT RATE PER 100,000	TOTAL INCIDENTS	Murder and Non-negligent Man-slaughter	Kidnaping/Abduction	Forcible Rape	Other Forcible Sex Offenses	Robbery	Aggravated Assault	Simple Assault/Intimidation	Arson	Extortion/Blackmail
Christopher Newport University PD			192	0	0	1	0	0	2	14	2	0
Emory & Henry College PD			3	0	0	0	0	0	1	0	0	0
Ferrum College PD			72	0	0	0	0	1	4	15	0	0
George Mason University PD			446	0	2	1	2	1	1	42	1	0
Hampton University PD			153	0	0	1	1	2	0	12	0	1
J. Sargeant Reynolds Community College PD <sup>0</sup>			0	0	0	0	0	0	0	0	0	0
James Madison University PD			373	0	0	2	1	0	5	16	0	0
Longwood University PD			120	0	0	3	1	0	1	13	0	0
Norfolk State University PD			256	0	0	2	1	2	6	17	4	0
N. Virginia Community College PD			247	0	0	0	0	0	4	20	0	0
Old Dominion University PD			433	0	1	2	1	1	9	45	0	0
Radford University PD			242	0	0	1	0	0	3	20	0	0
Richard Bland College PD <sup>9</sup>			21	0	0	1	0	0	0	5	0	0
Thomas Nelson Community College PD			23	0	0	0	0	1	0	1	0	0
University of Mary Washington PD <sup>3</sup>			42	0	0	0	2	0	1	3	0	0
University of Richmond PD			288	0	0	1	0	0	2	8	0	0
University of Virginia PD			598	0	0	2	3	2	6	50	2	1
UVA's College at Wise PD			4	0	0	0	0	0	0	3	0	0
VA Commonwealth University PD			1003	0	0	1	2	5	7	107	2	1
Virginia Tech University PD			394	1	0	1	4	0	0	40	3	0
VA Western Community College PD			14	0	0	0	0	0	0	3	0	0
Virginia Military Institute PD			50	0	0	1	0	0	0	1	0	0
Virginia State University PD			280	0	0	0	1	6	6	28	0	0
William & Mary College PD			396	0	0	3	0	1	6	15	1	0

<sup>0-11</sup> For those agencies without full year submission, footnote represents number of months of data submitted.

Burglary	Larceny	Motor Vehicle Theft	Counterfeiting/ Forgery	Fraud	Embezzlement	Stolen Property	Destruction/ Damage/ Vandalism	Drug/ Narcotic Offenses	Non-forcible Sex Offenses	Pornography	Gambling	Prostitution	Bribery	Weapon Law Violation
1	103	0	5	2	0	0	41	44	0	0	0	0	0	1
2	1	0	0	0	0	0	0	0	0	0	0	0	0	0
3	26	0	0	3	0	0	18	11	0	0	0	0	0	1
6	250	5	12	24	1	7	71	87	0	0	0	0	0	3
37	71	1	1	6	0	0	19	2	0	0	0	0	0	1
0	0	0	0	0	0	0	0	0	0	0	0	0	0	0
12	189	1	2	28	1	2	116	33	0	0	0	0	0	1
10	47	2	0	1	0	0	37	8	0	0	0	0	0	0
50	95	4	2	12	0	0	58	9	0	1	0	0	0	0
1	182	2	0	0	0	0	49	2	0	0	0	0	0	0
21	218	5	1	3	0	3	112	20	0	0	0	0	0	3
5	98	0	1	8	1	1	87	35	0	0	0	0	0	0
0	2	0	0	0	0	0	8	6	0	0	0	0	0	1
0	13	0	0	2	0	0	5	1	0	0	0	0	0	0
1	21	1	0	0	0	1	12	1	0	0	0	0	0	0
14	101	16	0	3	0	1	146	15	0	0	0	0	0	0
78	304	9	5	18	2	0	101	67	0	1	0	0	0	4
0	1	0	0	0	0	0	0	0	0	0	0	0	0	0
12	560	19	13	25	4	2	115	166	0	0	0	0	0	39
34	173	5	13	3	2	2	108	43	0	1	0	0	0	3
0	6	0	0	0	0	0	4	1	0	0	0	0	0	0
15	15	0	0	0	0	1	17	0	0	0	0	0	0	0
3	171	4	1	2	0	15	42	14	0	0	1	0	0	2
17	241	0	3	7	1	3	108	8	0	0	0	0	0	0

<b>OTHER AGENCIES</b>	<b>POPULATION</b>	<b>INCIDENT RATE PER 100,000</b>	<b>TOTAL INCIDENTS</b>	<b>Murder and Non-negligent Man-slaughter</b>	<b>Kidnaping/Abduction</b>	<b>Forcible Rape</b>	<b>Other Forcible Sex Offenses</b>	<b>Robbery</b>	<b>Aggravated Assault</b>	<b>Simple Assault/Intimidation</b>	<b>Arson</b>	<b>Extortion/Blackmail</b>
Alcoholic Beverage Control, Department of			226	0	0	0	0	0	1	3	0	0
Capitol Police, Division of			75	0	0	0	0	0	0	4	0	0
Conservation & Recreation, Department of			68	0	0	0	1	0	0	3	0	0
Game & Inland Fisheries <sup>3</sup> , Department of			140	0	0	0	0	0	0	3	0	0
Motor Vehicles, Department of			794	0	0	0	0	0	0	3	0	0
Metropolitan Washington Airports Authority			751	0	1	1	0	0	4	41	0	0
Norfolk Airport Authority			67	0	0	0	0	0	0	2	0	0
Richmond International Airport			113	0	0	0	0	0	0	5	0	0
Southside Virginia Training Center			97	0	0	0	0	0	1	77	0	0
Virginia Port Authority			8	0	0	0	0	0	0	1	0	0


<sup>0-11</sup> For those agencies without full year submission, footnote represents number of months of data submitted.

Burglary	Larceny	Motor Vehicle Theft	Counterfeiting/ Forgery	Fraud	Embezzlement	Stolen Property	Destruction/ Damage/ Vandalism	Drug/ Narcotic Offenses	Non-forcible Sex Offenses	Pornography	Gambling	Prostitution	Bribery	Weapon Law Violation
0	64	0	27	47	8	1	3	78	0	0	7	0	0	2
1	50	0	0	1	0	0	19	0	0	0	0	0	0	0
3	29	0	1	0	0	0	22	13	0	0	0	0	0	2
1	2	0	0	1	0	1	0	22	0	0	0	0	0	116
0	9	32	513	231	33	47	1	1	0	0	0	0	7	0
2	336	63	9	16	4	10	199	30	0	0	0	0	0	57
0	36	2	0	0	0	0	11	10	0	0	0	0	0	8
1	39	24	3	12	1	0	13	8	0	0	0	0	0	7
0	18	0	0	0	0	0	2	1	0	0	0	0	0	0
0	4	0	0	0	0	0	2	1	0	0	0	0	0	0



# **IX**

## **Arrest Totals By County, City and Other**



# Adult and Juvenile Arrests By County, City and Other

ARRESTS BY OFFENSE	Accomack		Albemarle		Alleghany		Amelia		Amherst		Appomattox	
	Adult	Juv	Adult	Juv	Adult	Juv	Adult	Juv	Adult	Juv	Adult	Juv
Murder	0	0	2	0	0	0	0	0	0	0	0	0
Negligent Manslaughter	0	0	0	0	0	0	0	0	0	0	0	0
Kidnaping	1	0	8	0	1	0	2	0	1	0	2	0
Sex Offenses, Forcible	1	0	9	2	4	0	1	0	1	1	2	1
Robbery	8	5	6	1	0	0	0	0	1	1	0	0
Aggravated Assault	20	1	36	2	14	0	3	1	13	4	7	1
Simple Assault/Intimidation	141	5	294	21	65	1	64	1	89	20	15	12
Arson	0	0	2	0	0	0	0	0	0	0	0	0
Extortion/Blackmail	0	1	2	0	0	0	0	0	0	0	0	0
Burglary	17	24	27	0	2	0	7	2	4	3	3	0
Larceny	64	6	334	112	15	2	9	0	84	27	36	3
Motor Vehicle Theft	5	0	7	1	3	0	1	0	2	0	2	0
Counterfeiting/Forgery	5	1	28	0	0	0	0	0	6	0	2	0
Fraud	6	0	49	0	3	0	0	0	6	0	1	0
Embezzlement	6	0	22	1	1	0	0	0	2	0	0	0
Stolen Property	2	0	21	2	1	0	0	0	1	0	0	0
Vandalism	11	13	36	2	3	0	3	1	7	3	5	4
Drug/Narcotic Offenses	117	4	212	29	113	0	14	1	127	11	26	9
Sex Offenses, Nonforcible	0	0	0	0	0	0	0	0	0	0	0	0
Pornography	0	0	4	0	0	0	0	0	0	0	0	0
Gambling	0	0	0	0	0	0	0	0	0	0	0	0
Prostitution	0	0	2	0	0	0	0	0	0	0	0	0
Bribery	0	0	0	0	0	0	0	0	0	0	0	0
Weapon Law Violations	22	0	27	5	5	0	6	0	22	2	0	1
<b>TOTAL GROUP A</b>	426	60	1128	178	230	3	110	6	366	72	101	31
Bad Checks	18	0	142	0	1	0	8	0	0	0	0	0
Curfew/Loitering/Vagrancy	0	1	0	2	0	0	0	1	0	0	0	0
Disorderly Conduct	6	0	11	4	8	1	8	1	9	3	2	1
Driving Under Influence	104	3	287	4	102	0	35	0	182	3	46	0
Drunkenness	117	4	239	0	94	0	14	0	168	2	13	3
Family Offenses, Nonforcible	4	0	2	0	3	0	2	0	2	0	0	0
Liquor Laws Violations	15	6	143	70	13	4	7	0	26	19	1	0
Peeping Tom	0	0	2	0	0	0	0	0	0	0	1	0
Runaway	0	0	0	1	0	0	0	0	0	0	0	0
Trespass of Real Property	27	0	39	2	9	0	5	0	7	3	5	1
Conspiracy	1	0	0	0	14	0	0	0	1	0	0	0
All Other (except Traffic)	348	15	961	37	63	4	129	5	123	6	19	3
<b>TOTAL GROUP B</b>	640	29	1826	120	307	9	208	7	518	36	87	8
<b>GRAND TOTAL</b>	1066	89	2954	298	537	12	318	13	884	108	188	39

# Adult and Juvenile Arrests By County, City and Other

ARRESTS BY OFFENSE	Arlington		Augusta		Bath		Bedford		Bland		Botetourt	
	Adult	Juv	Adult	Juv	Adult	Juv	Adult	Juv	Adult	Juv	Adult	Juv
Murder	1	0	6	0	0	0	4	0	0	0	0	0
Negligent Manslaughter	0	0	0	0	0	0	0	0	0	0	0	0
Kidnaping	10	0	3	0	0	0	17	0	0	0	1	0
Sex Offenses, Forcible	24	8	26	0	0	0	12	0	0	0	5	2
Robbery	48	15	2	0	0	0	2	0	0	0	1	0
Aggravated Assault	44	9	31	0	0	0	80	10	1	0	6	1
Simple Assault/Intimidation	391	53	101	0	0	0	279	33	5	0	87	18
Arson	2	0	3	0	0	0	1	0	0	0	0	0
Extortion/Blackmail	1	0	0	0	0	0	0	0	0	0	0	0
Burglary	31	11	32	0	1	0	22	4	4	0	40	0
Larceny	501	377	96	3	4	0	73	9	7	0	18	5
Motor Vehicle Theft	36	9	0	0	0	0	9	0	1	0	5	0
Counterfeiting/Forgery	82	2	7	0	0	0	5	0	0	0	17	0
Fraud	99	4	18	1	0	0	9	0	0	0	5	0
Embezzlement	62	4	8	0	0	0	5	1	0	0	10	0
Stolen Property	20	4	5	0	0	0	6	2	0	0	4	0
Vandalism	50	19	30	3	0	0	33	6	7	0	10	4
Drug/Narcotic Offenses	369	42	101	3	6	1	71	32	21	0	202	5
Sex Offenses, Nonforcible	7	0	5	0	0	0	4	1	1	0	1	0
Pornography	4	0	2	0	0	0	2	3	0	0	0	0
Gambling	11	0	0	0	0	0	0	0	0	0	0	0
Prostitution	32	0	0	0	0	0	0	0	0	0	1	0
Bribery	1	0	0	0	0	0	0	0	0	0	0	0
Weapon Law Violations	28	6	20	0	0	0	16	6	0	0	13	0
<b>TOTAL GROUP A</b>	<b>1854</b>	<b>563</b>	<b>496</b>	<b>10</b>	<b>11</b>	<b>1</b>	<b>650</b>	<b>107</b>	<b>47</b>	<b>0</b>	<b>426</b>	<b>35</b>
Bad Checks	1	0	52	0	0	0	64	0	6	0	18	0
Curfew/Loitering/Vagrancy	2	0	0	0	0	0	0	0	0	0	0	0
Disorderly Conduct	23	17	23	0	0	0	7	5	4	0	4	7
Driving Under Influence	599	0	199	1	4	0	126	0	35	0	70	1
Drunkenness	685	4	204	1	1	0	71	0	19	0	65	0
Family Offenses, Nonforcible	3	0	10	0	0	0	7	0	2	0	0	0
Liquor Laws Violations	213	22	58	19	7	1	23	20	0	1	27	26
Peeping Tom	4	0	1	0	0	0	0	0	0	0	0	0
Runaway	0	40	0	0	0	0	0	9	0	0	0	11
Trespass of Real Property	179	21	41	1	1	0	27	6	3	0	7	0
Conspiracy	0	0	0	0	0	0	0	0	0	0	0	0
All Other (except Traffic)	444	22	772	15	4	1	290	45	138	0	108	5
<b>TOTAL GROUP B</b>	<b>2153</b>	<b>126</b>	<b>1360</b>	<b>37</b>	<b>17</b>	<b>2</b>	<b>615</b>	<b>85</b>	<b>207</b>	<b>1</b>	<b>299</b>	<b>50</b>
<b>GRAND TOTAL</b>	<b>4007</b>	<b>689</b>	<b>1856</b>	<b>47</b>	<b>28</b>	<b>3</b>	<b>1265</b>	<b>192</b>	<b>254</b>	<b>1</b>	<b>725</b>	<b>85</b>



# Adult and Juvenile Arrests By County, City and Other

ARRESTS BY OFFENSE	Brunswick		Buchanan		Buckingham		Campbell		Caroline		Carroll	
	Adult	Juv	Adult	Juv	Adult	Juv	Adult	Juv	Adult	Juv	Adult	Juv
Murder	1	0	1	0	0	0	0	0	0	0	1	0
Negligent Manslaughter	0	0	0	0	0	0	0	0	0	0	0	0
Kidnaping	1	0	8	0	1	0	7	0	5	0	4	0
Sex Offenses, Forcible	3	0	4	0	3	0	12	0	10	3	4	0
Robbery	5	0	5	0	3	1	8	1	8	2	1	0
Aggravated Assault	8	1	19	0	7	3	32	1	23	6	15	0
Simple Assault/Intimidation	43	5	194	3	157	15	401	6	170	18	209	8
Arson	0	0	1	0	1	0	2	0	2	1	0	0
Extortion/Blackmail	0	0	0	0	0	0	0	0	0	0	0	1
Burglary	8	8	14	0	7	1	35	4	35	13	41	4
Larceny	20	2	90	1	15	2	90	4	64	21	74	3
Motor Vehicle Theft	1	1	9	0	3	0	4	0	13	0	1	1
Counterfeiting/Forgery	1	0	11	0	2	0	11	0	11	0	6	0
Fraud	1	0	14	0	3	0	19	1	7	0	10	0
Embezzlement	2	0	2	0	0	0	5	0	3	0	2	0
Stolen Property	1	0	6	0	0	0	1	0	1	0	9	0
Vandalism	6	0	11	0	13	1	18	5	20	2	28	1
Drug/Narcotic Offenses	58	1	83	1	49	6	150	0	86	1	80	3
Sex Offenses, Nonforcible	0	0	2	0	0	0	1	0	1	0	0	0
Pornography	0	0	1	0	0	0	0	0	1	0	1	0
Gambling	0	0	0	0	0	0	0	0	0	0	0	0
Prostitution	0	0	0	0	0	0	0	0	4	0	0	0
Bribery	0	0	0	0	0	0	0	0	0	0	0	0
Weapon Law Violations	23	2	10	0	9	1	23	0	8	5	15	1
<b>TOTAL GROUP A</b>	182	20	485	5	273	30	819	22	472	72	501	22
Bad Checks	4	0	154	1	14	0	81	0	5	0	170	0
Curfew/Loitering/Vagrancy	0	0	0	0	0	0	1	0	0	0	0	0
Disorderly Conduct	6	7	35	0	5	1	10	0	7	1	10	0
Driving Under Influence	100	0	90	0	53	1	155	2	176	1	202	1
Drunkenness	32	0	119	2	21	0	97	0	2	3	105	0
Family Offenses, Nonforcible	0	0	1	0	1	0	4	0	8	0	3	0
Liquor Laws Violations	7	6	8	8	1	0	5	0	6	1	12	2
Peeping Tom	0	0	0	0	0	0	0	0	1	0	0	0
Runaway	0	0	0	0	0	0	0	0	0	0	0	0
Trespass of Real Property	14	0	18	0	14	0	20	2	25	0	27	0
Conspiracy	0	0	1	0	2	0	0	0	1	0	3	0
All Other (except Traffic)	240	1	827	50	136	2	469	1	599	18	463	8
<b>TOTAL GROUP B</b>	403	14	1253	61	247	4	842	5	830	24	995	11
<b>GRAND TOTAL</b>	585	34	1738	66	520	34	1661	27	1302	96	1496	33

# Adult and Juvenile Arrests By County, City and Other

ARRESTS BY OFFENSE	Charles City		Charlotte		Chesterfield		Clarke		Craig		Culpeper	
	Adult	Juv	Adult	Juv	Adult	Juv	Adult	Juv	Adult	Juv	Adult	Juv
Murder	0	0	1	0	3	1	0	0	0	0	0	0
Negligent Manslaughter	0	0	0	0	0	0	0	0	0	0	0	0
Kidnaping	0	0	1	0	43	7	1	0	0	0	10	0
Sex Offenses, Forcible	2	0	2	0	32	36	1	0	0	0	10	5
Robbery	0	0	0	0	81	32	1	0	0	0	5	0
Aggravated Assault	0	0	13	0	108	42	3	0	4	0	47	5
Simple Assault/Intimidation	20	2	105	4	1391	980	37	1	34	0	289	27
Arson	0	0	0	0	2	18	0	0	1	0	1	1
Extortion/Blackmail	0	0	0	0	1	0	0	0	0	0	0	0
Burglary	0	0	3	1	224	173	3	0	2	0	18	5
Larceny	0	0	12	0	1130	649	14	0	7	0	161	24
Motor Vehicle Theft	0	0	1	0	2	1	1	0	0	0	3	3
Counterfeiting/Forgery	0	0	0	0	213	16	5	0	1	0	13	2
Fraud	1	0	0	0	210	25	1	1	0	0	46	1
Embezzlement	0	0	0	0	91	8	0	0	0	0	11	0
Stolen Property	1	0	0	0	20	16	1	0	1	0	5	3
Vandalism	5	0	5	0	133	222	10	3	2	0	39	33
Drug/Narcotic Offenses	20	0	29	1	1105	296	31	1	15	0	133	18
Sex Offenses, Nonforcible	0	0	0	0	9	1	0	0	2	0	2	0
Pornography	0	0	0	0	2	4	0	0	0	0	1	2
Gambling	0	0	0	0	1	0	0	0	0	0	0	0
Prostitution	0	0	0	0	50	0	0	0	0	0	0	0
Bribery	0	0	0	0	2	0	0	0	0	0	0	0
Weapon Law Violations	0	0	2	0	204	65	1	0	12	0	6	10
<b>TOTAL GROUP A</b>	49	2	174	6	5057	2592	110	6	81	0	800	139
Bad Checks	0	0	61	0	72	0	2	0	15	0	7	0
Curfew/Loitering/Vagrancy	0	0	0	0	2	482	0	0	0	0	0	0
Disorderly Conduct	0	0	8	5	575	139	2	0	3	0	24	3
Driving Under Influence	7	0	50	0	1141	10	48	0	23	0	136	2
Drunkenness	4	0	42	0	13	19	51	4	5	0	181	1
Family Offenses, Nonforcible	0	0	0	0	32	3	0	0	0	0	12	0
Liquor Laws Violations	0	0	2	1	234	138	6	4	1	0	17	1
Peeping Tom	0	0	0	0	0	0	0	0	0	0	0	0
Runaway	0	0	0	0	0	709	0	0	0	0	0	8
Trespass of Real Property	3	0	7	0	220	134	7	0	3	0	19	7
Conspiracy	0	0	0	0	0	0	1	0	0	0	0	0
All Other (except Traffic)	46	0	100	1	3221	525	196	20	46	0	787	28
<b>TOTAL GROUP B</b>	60	0	270	7	5510	2159	313	28	96	0	1183	50
<b>GRAND TOTAL</b>	109	2	444	13	10567	4751	423	34	177	0	1983	189

# Adult and Juvenile Arrests By County, City and Other

ARRESTS BY OFFENSE	Cumberland		Dickenson		Dinwiddie		Essex		Fairfax		Fauquier	
	Adult	Juv	Adult	Juv	Adult	Juv	Adult	Juv	Adult	Juv	Adult	Juv
Murder	1	0	1	0	2	1	0	0	3	0	3	1
Negligent Manslaughter	0	0	0	0	0	0	0	0	0	0	0	0
Kidnaping	0	0	0	0	1	0	0	0	179	3	5	0
Sex Offenses, Forcible	3	0	4	0	1	0	4	0	36	2	8	2
Robbery	0	0	2	0	3	0	1	0	44	2	7	0
Aggravated Assault	6	0	15	1	10	4	8	3	143	6	17	0
Simple Assault/Intimidation	51	5	93	0	69	35	58	4	1510	46	182	6
Arson	0	0	2	0	0	0	0	0	6	2	2	0
Extortion/Blackmail	0	0	0	0	0	0	0	0	0	2	0	0
Burglary	0	1	19	0	13	4	1	1	166	11	21	1
Larceny	8	0	45	0	33	11	47	8	1728	186	90	1
Motor Vehicle Theft	1	0	7	0	4	0	3	0	2	0	0	0
Counterfeiting/Forgery	0	0	14	0	2	0	1	0	74	1	23	0
Fraud	1	0	14	0	5	2	6	0	320	2	28	0
Embezzlement	0	0	1	0	1	0	2	1	122	0	8	0
Stolen Property	0	0	5	0	2	1	1	0	41	3	5	1
Vandalism	4	0	9	1	8	6	8	0	120	26	20	0
Drug/Narcotic Offenses	28	5	65	0	124	15	42	3	1770	80	310	14
Sex Offenses, Nonforcible	0	0	0	0	0	0	0	0	2	1	2	0
Pornography	0	0	0	0	0	0	1	0	5	0	0	0
Gambling	0	0	0	0	1	0	0	0	6	0	0	0
Prostitution	0	0	0	0	0	0	0	0	29	0	0	0
Bribery	0	0	0	0	0	0	0	0	0	0	0	0
Weapon Law Violations	10	1	11	0	22	4	6	0	94	0	18	1
<b>TOTAL GROUP A</b>	113	12	307	2	301	83	189	20	6400	373	749	27
Bad Checks	10	0	43	0	3	0	17	0	41	0	19	0
Curfew/Loitering/Vagrancy	0	0	0	0	0	0	0	0	9	0	1	0
Disorderly Conduct	3	2	0	2	2	1	2	3	209	6	35	0
Driving Under Influence	61	1	67	0	138	1	50	1	2055	15	430	3
Drunkenness	26	1	50	0	58	2	43	0	3558	26	234	1
Family Offenses, Nonforcible	3	0	3	0	2	7	9	0	40	3	5	0
Liquor Laws Violations	3	1	9	0	16	5	16	1	989	191	12	3
Peeping Tom	0	0	0	0	0	0	0	0	6	2	1	0
Runaway	0	0	0	0	0	1	0	0	0	2	0	0
Trespass of Real Property	11	1	7	0	11	1	10	1	370	82	15	0
Conspiracy	0	0	0	0	0	0	0	0	2	0	0	0
All Other (except Traffic)	111	2	270	1	170	20	215	6	3341	119	715	19
<b>TOTAL GROUP B</b>	228	8	449	3	400	38	362	12	10620	446	1467	26
<b>GRAND TOTAL</b>	341	20	756	5	701	121	551	32	17020	819	2216	53

# Adult and Juvenile Arrests By County, City and Other

ARRESTS BY OFFENSE	Floyd		Fluvanna		Franklin		Frederick		Giles		Gloucester	
	Adult	Juv	Adult	Juv	Adult	Juv	Adult	Juv	Adult	Juv	Adult	Juv
Murder	0	0	0	0	0	0	4	0	0	0	0	0
Negligent Manslaughter	0	0	0	0	0	0	0	0	0	0	0	0
Kidnaping	0	0	2	0	3	0	7	0	2	0	1	0
Sex Offenses, Forcible	0	0	1	1	4	2	9	2	2	0	1	0
Robbery	0	0	0	0	10	0	10	0	2	0	1	0
Aggravated Assault	1	0	4	0	24	1	17	4	4	1	9	0
Simple Assault/Intimidation	13	0	60	0	88	10	291	60	90	11	86	1
Arson	0	0	0	0	0	1	5	1	0	0	0	1
Extortion/Blackmail	0	0	1	0	0	0	0	1	0	0	0	0
Burglary	2	0	1	0	27	1	46	9	5	1	5	0
Larceny	3	1	7	3	129	22	294	53	41	3	29	0
Motor Vehicle Theft	0	0	3	0	3	1	10	0	2	0	3	0
Counterfeiting/Forgery	1	0	1	0	8	0	34	0	1	0	0	0
Fraud	0	0	5	0	23	0	31	0	10	0	3	0
Embezzlement	0	0	0	0	3	1	22	0	0	0	4	0
Stolen Property	0	0	1	0	7	0	10	2	1	0	2	0
Vandalism	2	0	2	0	10	5	34	10	13	9	8	0
Drug/Narcotic Offenses	2	3	29	2	73	18	247	19	61	5	73	4
Sex Offenses, Nonforcible	0	0	0	0	0	0	0	0	0	0	0	0
Pornography	0	0	0	0	1	0	5	0	1	0	0	0
Gambling	0	0	0	0	0	0	0	0	0	0	0	0
Prostitution	0	0	0	0	0	0	0	0	0	0	0	0
Bribery	0	0	0	0	0	0	0	0	0	0	0	0
Weapon Law Violations	0	0	6	0	16	1	25	6	9	0	4	0
<b>TOTAL GROUP A</b>	<b>24</b>	<b>4</b>	<b>123</b>	<b>6</b>	<b>429</b>	<b>63</b>	<b>1101</b>	<b>167</b>	<b>244</b>	<b>30</b>	<b>229</b>	<b>6</b>
Bad Checks	2	0	0	0	136	0	51	0	2	0	1	0
Curfew/Loitering/Vagrancy	0	0	0	0	0	0	0	0	0	0	0	0
Disorderly Conduct	1	0	3	10	39	6	1	2	10	0	12	0
Driving Under Influence	17	0	47	0	229	0	168	0	71	1	160	0
Drunkenness	28	1	4	0	281	0	34	0	85	0	59	2
Family Offenses, Nonforcible	1	0	0	0	4	0	26	0	4	0	1	0
Liquor Laws Violations	3	0	7	1	18	2	401	47	19	5	10	1
Peeping Tom	0	0	0	0	0	0	1	0	0	0	0	0
Runaway	0	0	0	0	0	0	0	0	0	0	0	0
Trespass of Real Property	6	1	8	0	62	1	17	6	7	0	11	0
Conspiracy	0	0	2	0	4	0	0	0	2	0	0	0
All Other (except Traffic)	18	0	49	1	1141	16	1076	134	196	4	106	2
<b>TOTAL GROUP B</b>	<b>76</b>	<b>2</b>	<b>120</b>	<b>12</b>	<b>1914</b>	<b>25</b>	<b>1775</b>	<b>189</b>	<b>396</b>	<b>10</b>	<b>360</b>	<b>5</b>
<b>GRAND TOTAL</b>	<b>100</b>	<b>6</b>	<b>243</b>	<b>18</b>	<b>2343</b>	<b>88</b>	<b>2876</b>	<b>356</b>	<b>640</b>	<b>40</b>	<b>589</b>	<b>11</b>

# Adult and Juvenile Arrests By County, City and Other

ARRESTS BY OFFENSE	Goochland		Grayson		Greene		Greenville		Halifax		Hanover	
	Adult	Juv	Adult	Juv	Adult	Juv	Adult	Juv	Adult	Juv	Adult	Juv
Murder	3	0	0	0	0	0	0	0	4	0	0	0
Negligent Manslaughter	0	0	0	0	0	0	0	0	0	0	0	0
Kidnaping	0	0	4	0	0	0	1	0	2	0	7	1
Sex Offenses, Forcible	1	0	2	0	1	1	4	0	4	0	20	6
Robbery	1	0	1	0	0	0	0	0	3	0	7	0
Aggravated Assault	7	0	15	0	10	1	5	0	16	1	21	8
Simple Assault/Intimidation	34	0	65	2	86	14	28	0	108	4	307	54
Arson	0	0	1	0	0	1	0	0	2	0	6	0
Extortion/Blackmail	0	0	0	0	0	0	0	0	0	0	0	0
Burglary	9	1	7	0	7	1	2	0	19	0	55	23
Larceny	6	0	10	4	11	3	6	1	117	18	354	80
Motor Vehicle Theft	1	0	0	0	1	0	4	0	4	2	18	5
Counterfeiting/Forgery	4	0	6	0	2	0	0	0	4	0	44	0
Fraud	5	0	6	0	1	0	2	0	1	0	104	2
Embezzlement	1	0	2	0	0	0	0	0	12	0	30	1
Stolen Property	1	0	0	0	1	0	1	0	1	0	18	2
Vandalism	4	0	6	0	11	2	4	0	30	6	39	15
Drug/Narcotic Offenses	64	3	36	1	23	1	103	2	155	3	411	79
Sex Offenses, Nonforcible	0	0	0	0	0	0	1	0	0	0	1	0
Pornography	0	0	0	0	0	0	0	0	0	0	4	0
Gambling	0	0	0	0	0	0	0	0	0	0	0	0
Prostitution	0	0	0	0	0	0	0	0	0	0	1	0
Bribery	0	0	0	0	0	0	0	0	0	0	0	0
Weapon Law Violations	6	0	10	0	1	1	10	0	20	1	94	7
<b>TOTAL GROUP A</b>	147	4	171	7	155	25	171	3	502	35	1541	283
Bad Checks	5	0	5	0	3	0	0	0	26	0	28	0
Curfew/Loitering/Vagrancy	0	0	0	0	0	0	1	7	0	0	0	2
Disorderly Conduct	0	0	1	2	7	2	2	0	34	1	7	27
Driving Under Influence	121	4	51	0	51	0	66	0	74	0	437	0
Drunkenness	21	0	34	0	49	0	8	0	138	1	293	1
Family Offenses, Nonforcible	4	0	2	0	0	0	3	0	0	0	27	0
Liquor Laws Violations	3	0	18	3	9	6	3	1	15	2	129	61
Peeping Tom	0	0	0	0	0	0	0	0	0	0	1	0
Runaway	0	2	0	0	0	0	0	0	0	0	0	1
Trespass of Real Property	4	0	14	0	2	0	6	0	40	0	45	15
Conspiracy	1	0	0	0	1	0	0	0	0	0	1	0
All Other (except Traffic)	124	0	89	16	192	3	93	2	507	8	1342	22
<b>TOTAL GROUP B</b>	283	6	214	21	314	11	182	10	834	12	2310	129
<b>GRAND TOTAL</b>	430	10	385	28	469	36	353	13	1336	47	3851	412

# Adult and Juvenile Arrests By County, City and Other

ARRESTS BY OFFENSE	Henrico		Henry		Highland		Isle of Wight		James City		King & Queen	
	Adult	Juv	Adult	Juv	Adult	Juv	Adult	Juv	Adult	Juv	Adult	Juv
Murder	7	1	3	0	0	0	2	0	0	0	0	0
Negligent Manslaughter	0	0	0	0	0	0	0	0	0	0	0	0
Kidnaping	8	0	4	0	0	0	5	0	5	1	0	0
Sex Offenses, Forcible	9	4	10	6	0	0	3	0	6	5	2	0
Robbery	82	17	21	2	0	0	5	0	10	1	0	0
Aggravated Assault	131	23	44	1	0	0	13	2	14	3	6	0
Simple Assault/Intimidation	1024	334	380	18	2	0	126	1	219	68	14	0
Arson	1	25	2	0	0	0	1	0	5	0	0	0
Extortion/Blackmail	0	0	0	0	0	0	0	0	2	0	0	0
Burglary	145	103	45	1	1	0	21	5	67	10	0	0
Larceny	1449	545	170	4	0	0	46	8	197	92	0	0
Motor Vehicle Theft	16	8	14	1	0	0	2	3	0	0	0	0
Counterfeiting/Forgery	53	0	5	0	0	0	7	0	18	0	1	0
Fraud	133	3	26	0	0	0	5	0	23	2	1	0
Embezzlement	88	1	15	1	0	0	4	0	14	2	0	0
Stolen Property	25	5	2	0	0	0	4	1	4	1	0	0
Vandalism	83	64	49	4	0	0	19	1	42	38	2	0
Drug/Narcotic Offenses	772	124	73	3	2	0	75	11	205	39	8	0
Sex Offenses, Nonforcible	6	1	2	0	0	0	2	0	1	0	0	0
Pornography	1	0	0	0	0	0	0	0	0	0	0	0
Gambling	3	0	0	0	0	0	0	0	0	0	0	0
Prostitution	37	0	1	0	0	0	0	0	0	0	0	0
Bribery	0	0	0	0	0	0	1	0	0	0	0	0
Weapon Law Violations	164	17	28	1	0	0	13	1	20	8	1	0
<b>TOTAL GROUP A</b>	<b>4237</b>	<b>1275</b>	<b>894</b>	<b>42</b>	<b>5</b>	<b>0</b>	<b>354</b>	<b>33</b>	<b>852</b>	<b>270</b>	<b>35</b>	<b>0</b>
Bad Checks	30	0	29	0	0	0	29	0	11	0	7	0
Curfew/Loitering/Vagrancy	0	35	1	0	0	0	1	0	0	21	0	0
Disorderly Conduct	23	180	20	0	0	0	5	1	9	28	0	0
Driving Under Influence	856	6	164	0	5	0	118	0	342	2	18	0
Drunkenness	797	8	334	2	6	0	14	0	122	2	14	1
Family Offenses, Nonforcible	18	1	4	0	0	0	7	0	8	0	0	0
Liquor Laws Violations	126	55	11	1	1	0	7	0	51	34	6	0
Peeping Tom	0	2	0	0	0	0	0	0	0	0	0	0
Runaway	0	573	0	13	0	0	0	0	0	76	0	0
Trespass of Real Property	296	98	21	1	0	0	29	0	40	6	3	0
Conspiracy	22	0	0	0	0	0	1	0	1	0	0	0
All Other (except Traffic)	3230	208	765	16	4	0	195	4	149	20	12	0
<b>TOTAL GROUP B</b>	<b>5398</b>	<b>1166</b>	<b>1349</b>	<b>33</b>	<b>16</b>	<b>0</b>	<b>406</b>	<b>5</b>	<b>733</b>	<b>189</b>	<b>60</b>	<b>1</b>
<b>GRANDTOTAL</b>	<b>9635</b>	<b>2441</b>	<b>2243</b>	<b>75</b>	<b>21</b>	<b>0</b>	<b>760</b>	<b>38</b>	<b>1585</b>	<b>459</b>	<b>95</b>	<b>1</b>

# Adult and Juvenile Arrests By County, City and Other

ARRESTS BY OFFENSE	King George		King William		Lancaster		Lee		Loudoun		Louisa	
	Adult	Juv	Adult	Juv	Adult	Juv	Adult	Juv	Adult	Juv	Adult	Juv
Murder	0	0	0	0	0	0	0	0	2	0	0	0
Negligent Manslaughter	0	0	0	0	0	0	0	0	0	0	0	0
Kidnaping	1	0	2	0	0	0	0	0	10	1	0	0
Sex Offenses, Forcible	3	1	0	2	0	0	1	0	20	2	1	0
Robbery	2	0	3	0	0	0	1	0	13	1	0	0
Aggravated Assault	10	1	2	1	6	1	13	0	71	12	5	4
Simple Assault/Intimidation	108	4	66	5	26	3	65	1	563	39	87	0
Arson	0	0	1	0	0	0	1	0	4	2	0	0
Extortion/Blackmail	0	0	0	0	0	0	0	0	1	1	0	0
Burglary	5	2	1	1	0	0	19	0	79	4	3	0
Larceny	33	5	20	1	8	1	64	0	526	59	14	2
Motor Vehicle Theft	2	1	6	1	1	0	1	0	50	7	2	0
Counterfeiting/Forgery	2	0	2	0	0	0	14	0	40	0	0	0
Fraud	3	0	6	0	1	0	3	0	100	3	0	0
Embezzlement	2	0	3	0	4	0	0	0	51	4	4	0
Stolen Property	1	0	0	0	0	0	0	0	12	2	1	0
Vandalism	8	4	6	1	1	4	7	0	57	12	1	0
Drug/Narcotic Offenses	84	6	45	6	18	1	97	0	697	41	65	4
Sex Offenses, Nonforcible	0	0	0	0	0	0	0	0	2	0	0	0
Pornography	0	1	0	0	0	0	0	0	10	0	1	0
Gambling	0	0	0	0	0	0	0	0	0	0	0	0
Prostitution	1	0	0	0	0	0	0	0	14	0	0	0
Bribery	0	0	0	0	0	0	0	0	0	0	0	0
Weapon Law Violations	9	0	7	0	2	1	2	0	49	4	4	1
<b>TOTAL GROUP A</b>	274	25	170	18	67	11	288	1	2371	194	188	11
Bad Checks	10	0	8	0	13	0	7	0	57	1	5	0
Curfew/Loitering/Vagrancy	0	0	0	0	0	0	0	0	1	9	0	0
Disorderly Conduct	5	6	1	2	3	0	0	0	27	3	2	0
Driving Under Influence	114	1	72	0	18	0	57	0	993	5	79	0
Drunkenness	44	1	30	0	24	0	91	0	683	1	38	0
Family Offenses, Nonforcible	1	0	0	0	2	0	45	0	16	2	0	0
Liquor Laws Violations	19	7	13	0	1	0	5	1	147	52	13	2
Peeping Tom	0	0	1	0	0	0	0	0	2	0	0	0
Runaway	0	1	0	0	0	0	0	0	0	158	0	1
Trespass of Real Property	7	0	12	1	1	0	22	0	90	9	4	0
Conspiracy	0	0	0	0	0	0	0	0	2	0	0	0
All Other (except Traffic)	177	5	134	7	21	3	302	0	1991	352	49	4
<b>TOTAL GROUP B</b>	377	21	271	10	83	3	529	1	4009	592	190	7
<b>GRAND TOTAL</b>	651	46	441	28	150	14	817	2	6380	786	378	18

# Adult and Juvenile Arrests By County, City and Other

ARRESTS BY OFFENSE	Lunenburg		Madison		Mathews		Mecklenburg		Middlesex		Montgomery	
	Adult	Juv	Adult	Juv	Adult	Juv	Adult	Juv	Adult	Juv	Adult	Juv
Murder	0	0	0	0	1	0	0	0	1	0	1	0
Negligent Manslaughter	0	0	0	0	0	0	0	0	0	0	0	0
Kidnaping	1	0	1	0	0	0	0	0	0	0	5	0
Sex Offenses, Forcible	3	2	1	0	0	1	1	0	1	0	14	4
Robbery	4	2	0	0	0	0	4	0	0	0	14	0
Aggravated Assault	12	3	5	0	7	0	22	2	2	0	40	2
Simple Assault/Intimidation	59	6	84	1	25	2	147	13	28	0	419	32
Arson	3	0	0	0	1	0	1	0	0	0	2	2
Extortion/Blackmail	0	0	0	0	0	0	0	0	0	0	0	0
Burglary	26	0	0	0	5	0	6	3	4	1	74	7
Larceny	15	1	10	0	15	9	144	20	2	1	283	14
Motor Vehicle Theft	0	0	3	0	2	2	3	0	2	0	9	3
Counterfeiting/Forgery	1	1	0	0	0	0	4	0	0	0	15	0
Fraud	3	0	0	0	0	0	6	0	0	0	52	0
Embezzlement	0	0	0	0	1	0	7	0	0	0	20	0
Stolen Property	0	0	1	0	0	0	1	0	1	0	10	0
Vandalism	15	1	2	0	3	1	16	3	6	0	53	14
Drug/Narcotic Offenses	70	0	11	0	52	3	101	7	48	1	246	5
Sex Offenses, Nonforcible	0	0	1	0	0	0	0	0	0	0	1	0
Pornography	0	0	0	0	0	0	1	0	0	0	4	0
Gambling	0	0	0	0	0	0	0	0	0	0	1	0
Prostitution	0	0	0	0	0	0	0	0	0	0	0	0
Bribery	0	0	0	0	0	0	0	0	0	0	0	0
Weapon Law Violations	3	0	5	0	3	0	20	1	0	0	32	1
<b>TOTAL GROUP A</b>	215	16	124	1	115	18	484	49	95	3	1295	84
Bad Checks	53	0	1	0	4	0	20	0	0	0	65	0
Curfew/Loitering/Vagrancy	0	0	0	0	0	0	0	0	0	0	0	0
Disorderly Conduct	10	4	1	0	2	0	7	8	0	0	8	0
Driving Under Influence	20	1	43	0	20	1	165	1	30	0	389	3
Drunkenness	4	0	19	0	29	0	80	0	6	0	949	1
Family Offenses, Nonforcible	0	0	3	0	0	0	1	0	1	0	7	0
Liquor Laws Violations	2	1	8	5	4	1	18	4	0	0	79	22
Peeping Tom	0	0	0	0	0	0	0	0	0	0	1	0
Runaway	0	0	0	2	0	0	0	1	0	0	0	1
Trespass of Real Property	21	0	6	0	1	0	14	0	2	0	62	4
Conspiracy	0	0	0	0	0	0	1	0	0	0	2	0
All Other (except Traffic)	153	20	109	1	23	2	127	7	18	1	842	30
<b>TOTAL GROUP B</b>	263	26	190	8	83	4	433	21	57	1	2404	61
<b>GRAND TOTAL</b>	478	42	314	9	198	22	917	70	152	4	3699	145



# Adult and Juvenile Arrests By County, City and Other

ARRESTS BY OFFENSE	Nelson		New Kent		Northampton		Northumberland		Nottoway		Orange	
	Adult	Juv	Adult	Juv	Adult	Juv	Adult	Juv	Adult	Juv	Adult	Juv
Murder	0	0	0	0	0	0	0	0	0	0	0	0
Negligent Manslaughter	0	0	0	0	0	0	0	0	0	0	0	0
Kidnaping	1	0	1	0	0	0	2	0	0	0	2	0
Sex Offenses, Forcible	2	0	4	0	1	0	1	0	0	0	0	0
Robbery	1	0	2	0	6	2	7	1	2	1	0	0
Aggravated Assault	3	1	6	3	8	1	13	0	22	2	9	0
Simple Assault/Intimidation	51	2	78	22	34	2	66	3	98	9	71	6
Arson	0	0	0	0	1	0	0	0	2	0	1	0
Extortion/Blackmail	0	0	0	0	0	0	0	0	0	0	0	0
Burglary	4	0	15	6	19	2	9	5	6	4	1	0
Larceny	4	0	35	20	17	2	27	0	44	9	31	6
Motor Vehicle Theft	0	0	5	3	1	0	5	0	1	0	4	0
Counterfeiting/Forgery	1	0	4	0	2	0	2	0	4	0	7	0
Fraud	2	0	18	0	2	0	5	0	4	0	10	0
Embezzlement	0	0	6	0	1	0	1	0	5	0	2	0
Stolen Property	0	0	1	0	2	1	1	0	0	0	0	0
Vandalism	3	3	5	3	6	0	11	0	9	0	4	1
Drug/Narcotic Offenses	21	5	90	20	42	4	26	1	61	2	48	8
Sex Offenses, Nonforcible	0	0	0	0	0	0	0	0	1	0	0	0
Pornography	0	0	0	0	0	0	1	0	0	0	0	2
Gambling	0	0	0	0	0	0	0	0	0	0	0	0
Prostitution	0	0	1	0	0	0	0	0	0	0	0	0
Bribery	0	0	0	0	0	0	1	0	0	0	0	0
Weapon Law Violations	7	0	4	2	5	1	10	0	5	0	7	3
<b>TOTAL GROUP A</b>	100	11	275	79	147	15	188	10	264	27	197	26
Bad Checks	0	0	3	0	5	0	46	0	61	0	2	0
Curfew/Loitering/Vagrancy	0	0	0	0	0	1	1	0	0	0	0	0
Disorderly Conduct	2	3	1	5	8	2	4	0	7	12	0	2
Driving Under Influence	24	0	52	0	42	1	45	0	80	0	112	2
Drunkenness	20	0	38	0	50	0	48	0	45	0	91	0
Family Offenses, Nonforcible	2	0	2	0	3	0	1	0	2	0	0	0
Liquor Laws Violations	2	0	9	7	4	1	1	0	6	0	0	0
Peeping Tom	0	0	0	0	0	0	0	0	0	0	0	0
Runaway	0	0	0	0	0	0	0	0	0	8	0	0
Trespass of Real Property	2	0	13	0	10	0	9	0	19	1	9	0
Conspiracy	0	0	2	0	0	0	0	0	0	0	0	0
All Other (except Traffic)	19	3	197	9	66	2	200	2	244	5	96	7
<b>TOTAL GROUP B</b>	71	6	317	21	188	7	355	2	464	26	310	11
<b>GRAND TOTAL</b>	171	17	592	100	335	22	543	12	728	53	507	37

# Adult and Juvenile Arrests By County, City and Other

ARRESTS BY OFFENSE	Page		Patrick		Pittsylvania		Powhatan		Prince Edward		Prince George	
	Adult	Juv	Adult	Juv	Adult	Juv	Adult	Juv	Adult	Juv	Adult	Juv
Murder	0	0	0	0	2	0	0	0	2	0	0	0
Negligent Manslaughter	0	0	0	0	0	0	0	0	0	0	1	0
Kidnaping	0	0	2	0	4	0	0	0	1	0	0	0
Sex Offenses, Forcible	3	0	5	0	5	0	6	0	2	0	1	1
Robbery	3	0	3	0	6	0	0	0	0	0	2	0
Aggravated Assault	7	0	15	0	25	1	2	7	4	0	8	1
Simple Assault/Intimidation	31	0	84	0	345	9	48	8	54	3	66	9
Arson	0	0	0	0	0	0	0	0	0	1	0	0
Extortion/Blackmail	0	0	1	0	0	0	0	0	0	0	0	0
Burglary	1	1	18	0	43	3	3	1	1	0	15	0
Larceny	39	1	56	0	62	3	27	29	21	0	18	7
Motor Vehicle Theft	0	0	7	1	4	0	8	1	1	0	2	0
Counterfeiting/Forgery	0	0	9	0	3	0	0	0	0	0	2	0
Fraud	0	0	6	0	5	0	7	0	1	0	4	0
Embezzlement	1	0	4	0	2	0	2	0	0	0	4	0
Stolen Property	1	0	1	0	3	0	0	0	2	0	7	0
Vandalism	11	12	9	2	34	0	3	2	3	0	7	2
Drug/Narcotic Offenses	88	4	71	0	161	9	61	8	28	0	85	11
Sex Offenses, Nonforcible	0	0	0	0	1	0	0	0	0	0	0	0
Pornography	2	0	0	0	1	0	1	0	0	0	1	0
Gambling	0	0	0	0	0	0	0	0	0	0	0	0
Prostitution	0	0	0	0	1	0	0	0	0	0	2	0
Bribery	0	0	0	0	0	0	0	0	0	0	0	0
Weapon Law Violations	5	0	14	0	19	1	6	0	5	0	6	3
<b>TOTAL GROUP A</b>	192	18	305	3	726	26	174	56	125	4	231	34
Bad Checks	14	0	14	0	50	0	5	0	1	0	6	0
Curfew/Loitering/Vagrancy	0	0	0	0	0	0	0	0	0	0	0	9
Disorderly Conduct	14	0	1	0	19	0	0	0	2	1	10	1
Driving Under Influence	111	2	37	0	126	0	86	2	95	0	42	1
Drunkenness	127	1	53	0	101	0	3	0	32	0	17	0
Family Offenses, Nonforcible	19	0	3	0	37	0	0	0	3	0	3	0
Liquor Laws Violations	12	0	2	0	10	6	5	0	12	4	19	11
Peeping Tom	0	0	0	0	0	0	0	0	0	0	0	0
Runaway	0	0	0	0	0	0	0	0	0	0	0	0
Trespass of Real Property	4	0	15	0	50	2	11	0	7	0	25	0
Conspiracy	0	0	1	0	0	0	0	0	0	0	0	0
All Other (except Traffic)	168	5	197	2	502	6	50	7	93	1	86	4
<b>TOTAL GROUP B</b>	469	8	323	2	895	14	160	9	245	6	208	26
<b>GRAND TOTAL</b>	661	26	628	5	1621	40	334	65	370	10	439	60

# Adult and Juvenile Arrests By County, City and Other

ARRESTS BY OFFENSE	Prince William		Pulaski		Rappahannock		Richmond		Roanoke		Rockbridge	
	Adult	Juv	Adult	Juv	Adult	Juv	Adult	Juv	Adult	Juv	Adult	Juv
Murder	8	0	3	0	0	0	0	0	1	0	0	0
Negligent Manslaughter	0	0	0	0	0	0	0	0	0	0	0	0
Kidnaping	49	6	3	0	0	0	1	0	12	0	3	0
Sex Offenses, Forcible	80	24	7	2	2	0	0	0	16	3	3	0
Robbery	78	28	6	0	0	0	0	0	10	1	6	1
Aggravated Assault	154	40	25	2	2	0	4	0	43	4	5	1
Simple Assault/Intimidation	1352	320	209	16	27	5	39	1	470	79	78	3
Arson	3	1	0	1	1	0	0	0	1	0	0	0
Extortion/Blackmail	6	0	1	0	0	0	0	0	2	0	0	0
Burglary	119	66	29	3	0	0	3	0	48	5	16	1
Larceny	1117	255	279	22	0	2	11	0	310	43	75	2
Motor Vehicle Theft	44	15	9	0	0	0	2	0	10	0	1	0
Counterfeiting/Forgery	132	4	23	0	1	0	0	0	26	2	1	0
Fraud	235	7	47	0	1	0	0	0	64	1	6	0
Embezzlement	94	3	50	1	0	0	1	0	18	0	3	0
Stolen Property	59	23	10	0	0	0	2	0	16	0	0	0
Vandalism	133	82	26	7	1	0	5	1	36	17	23	2
Drug/Narcotic Offenses	1805	199	179	5	26	2	12	2	431	26	92	2
Sex Offenses, Nonforcible	17	0	0	0	0	0	0	0	4	0	0	0
Pornography	4	0	2	0	0	0	0	0	3	1	0	0
Gambling	13	0	0	0	0	0	0	0	0	0	0	0
Prostitution	37	0	0	0	0	0	0	0	0	0	0	0
Bribery	2	0	0	0	0	0	0	0	0	0	0	0
Weapon Law Violations	111	21	14	0	4	0	5	0	41	4	9	0
<b>TOTAL GROUP A</b>	<b>5652</b>	<b>1094</b>	<b>922</b>	<b>59</b>	<b>65</b>	<b>9</b>	<b>85</b>	<b>4</b>	<b>1562</b>	<b>186</b>	<b>321</b>	<b>12</b>
Bad Checks	37	0	157	1	0	0	20	0	52	0	15	0
Curfew/Loitering/Vagrancy	27	72	0	0	0	0	0	0	1	2	0	0
Disorderly Conduct	74	63	13	1	0	0	1	1	15	10	9	0
Driving Under Influence	1459	10	108	1	16	1	32	0	420	7	98	1
Drunkenness	373	32	205	1	11	0	20	1	208	2	69	0
Family Offenses, Nonforcible	26	0	2	3	3	0	1	0	42	0	1	0
Liquor Laws Violations	56	51	19	3	0	0	5	2	101	37	31	2
Peeping Tom	2	0	1	0	0	0	0	0	1	0	0	0
Runaway	0	1005	0	6	0	0	0	0	0	1	0	0
Trespass of Real Property	59	19	40	1	5	0	1	0	52	4	26	0
Conspiracy	0	0	0	0	0	0	1	0	0	0	0	0
All Other (except Traffic)	1162	105	1025	101	25	5	158	1	1136	103	294	2
<b>TOTAL GROUP B</b>	<b>3275</b>	<b>1357</b>	<b>1570</b>	<b>118</b>	<b>60</b>	<b>6</b>	<b>239</b>	<b>5</b>	<b>2028</b>	<b>166</b>	<b>543</b>	<b>5</b>
<b>GRAND TOTAL</b>	<b>8927</b>	<b>2451</b>	<b>2492</b>	<b>177</b>	<b>125</b>	<b>15</b>	<b>324</b>	<b>9</b>	<b>3590</b>	<b>352</b>	<b>864</b>	<b>17</b>

# Adult and Juvenile Arrests By County, City and Other

ARRESTS BY OFFENSE	Rockingham		Russell		Scott		Shenandoah		Smyth		Southampton	
	Adult	Juv	Adult	Juv	Adult	Juv	Adult	Juv	Adult	Juv	Adult	Juv
Murder	4	0	1	0	3	0	1	0	4	0	0	0
Negligent Manslaughter	0	0	0	0	0	0	0	0	0	0	0	0
Kidnaping	1	0	8	0	4	0	2	0	6	0	2	0
Sex Offenses, Forcible	11	1	7	0	6	9	3	2	9	1	0	0
Robbery	3	0	3	0	3	0	0	0	3	0	1	0
Aggravated Assault	10	0	15	0	21	0	7	2	32	2	3	0
Simple Assault/Intimidation	45	2	212	8	115	0	169	16	239	9	55	0
Arson	5	0	1	0	1	0	0	0	1	0	1	0
Extortion/Blackmail	0	0	0	0	3	0	0	0	0	0	0	0
Burglary	25	1	9	2	37	0	8	1	26	6	6	0
Larceny	33	4	109	5	39	0	53	20	205	4	5	0
Motor Vehicle Theft	2	24	5	5	6	0	2	0	9	0	2	0
Counterfeiting/Forgery	0	0	7	0	7	0	11	3	9	0	1	0
Fraud	12	0	9	0	22	0	11	1	11	0	2	0
Embezzlement	4	0	4	0	3	0	3	0	0	0	4	0
Stolen Property	7	1	0	0	5	0	1	0	6	0	0	0
Vandalism	16	4	17	2	9	0	15	1	55	8	6	0
Drug/Narcotic Offenses	99	2	154	0	162	1	271	12	216	8	30	0
Sex Offenses, Nonforcible	1	0	1	0	0	0	3	1	2	0	0	0
Pornography	0	0	1	0	1	0	0	1	2	0	0	0
Gambling	0	0	0	0	0	0	0	0	0	0	0	0
Prostitution	0	0	0	0	0	0	0	0	0	0	0	0
Bribery	0	0	0	0	0	0	0	0	0	0	0	0
Weapon Law Violations	13	0	18	1	18	0	15	4	17	1	8	0
<b>TOTAL GROUP A</b>	291	39	581	23	465	10	575	64	852	39	126	0
Bad Checks	45	0	176	0	35	0	20	0	209	0	4	0
Curfew/Loitering/Vagrancy	0	0	0	0	0	0	0	0	0	0	0	0
Disorderly Conduct	20	0	5	0	1	0	39	1	11	0	0	0
Driving Under Influence	293	1	110	0	124	0	152	2	133	0	37	0
Drunkenness	187	0	104	0	92	0	113	1	207	0	10	0
Family Offenses, Nonforcible	18	0	8	1	0	0	0	0	34	0	0	0
Liquor Laws Violations	73	11	10	1	3	0	68	42	38	6	0	0
Peeping Tom	0	0	0	0	0	0	0	0	0	0	0	0
Runaway	0	0	0	0	0	0	0	0	0	0	0	0
Trespass of Real Property	22	2	18	0	25	0	15	3	49	4	10	0
Conspiracy	2	0	0	0	2	0	2	0	0	0	0	0
All Other (except Traffic)	600	46	1099	13	180	2	2104	76	460	58	187	0
<b>TOTAL GROUP B</b>	1260	60	1530	15	462	2	2513	125	1141	68	248	0
<b>GRAND TOTAL</b>	1551	99	2111	38	927	12	3088	189	1993	107	374	0

# Adult and Juvenile Arrests By County, City and Other

ARRESTS BY OFFENSE	Spotsylvania		Stafford		Surry		Sussex		Tazewell		Warren	
	Adult	Juv	Adult	Juv	Adult	Juv	Adult	Juv	Adult	Juv	Adult	Juv
Murder	3	0	4	0	0	0	0	0	3	0	0	0
Negligent Manslaughter	0	0	0	0	0	0	0	0	1	0	0	0
Kidnaping	22	0	13	0	0	0	1	0	10	0	1	0
Sex Offenses, Forcible	23	5	23	3	2	0	3	0	8	0	4	3
Robbery	16	0	17	3	3	0	1	0	4	0	6	0
Aggravated Assault	52	11	63	18	8	1	9	2	32	2	7	1
Simple Assault/Intimidation	459	56	465	83	41	1	42	5	321	34	150	55
Arson	0	0	10	1	0	0	0	2	2	0	0	0
Extortion/Blackmail	0	0	0	0	0	0	0	0	1	0	0	0
Burglary	28	15	48	21	6	0	2	0	39	12	20	1
Larceny	479	73	274	91	4	0	22	4	327	21	109	48
Motor Vehicle Theft	0	0	26	8	0	0	3	1	9	2	10	4
Counterfeiting/Forgery	17	0	49	1	0	0	3	0	66	0	9	0
Fraud	42	3	60	2	0	0	1	1	26	0	9	0
Embezzlement	34	1	24	1	0	0	0	0	31	0	5	0
Stolen Property	20	2	19	1	0	0	1	0	8	0	4	3
Vandalism	36	16	72	21	2	2	6	5	37	7	18	18
Drug/Narcotic Offenses	592	65	672	80	5	1	129	8	235	5	266	23
Sex Offenses, Nonforcible	1	1	1	0	0	0	0	0	0	0	0	0
Pornography	1	0	3	0	0	0	0	0	1	0	0	0
Gambling	0	0	0	0	0	0	0	0	0	0	0	0
Prostitution	13	0	5	0	0	0	0	0	0	0	0	0
Bribery	0	0	0	0	0	0	0	0	0	0	0	0
Weapon Law Violations	38	3	34	4	6	0	8	0	40	0	15	2
<b>TOTAL GROUP A</b>	<b>1876</b>	<b>251</b>	<b>1882</b>	<b>338</b>	<b>77</b>	<b>5</b>	<b>231</b>	<b>28</b>	<b>1201</b>	<b>83</b>	<b>633</b>	<b>158</b>
Bad Checks	52	5	50	0	1	0	4	0	128	0	36	0
Curfew/Loitering/Vagrancy	0	0	1	0	0	0	0	1	1	0	0	23
Disorderly Conduct	30	11	42	20	1	0	6	3	14	2	12	20
Driving Under Influence	488	5	563	5	12	0	87	0	176	1	256	5
Drunkenness	242	2	403	1	4	0	21	0	220	2	458	17
Family Offenses, Nonforcible	17	0	13	0	2	0	0	0	13	0	10	0
Liquor Laws Violations	29	10	172	86	0	0	4	0	6	7	50	30
Peeping Tom	1	0	0	0	0	0	0	0	0	0	1	0
Runaway	0	15	0	117	0	0	0	0	0	1	0	36
Trespass of Real Property	29	2	78	7	8	0	20	5	38	1	29	7
Conspiracy	0	0	1	0	0	0	2	0	0	0	0	0
All Other (except Traffic)	957	49	1849	100	65	7	266	16	225	32	699	78
<b>TOTAL GROUP B</b>	<b>1845</b>	<b>99</b>	<b>3172</b>	<b>336</b>	<b>93</b>	<b>7</b>	<b>410</b>	<b>25</b>	<b>821</b>	<b>46</b>	<b>1551</b>	<b>216</b>
<b>GRANDTOTAL</b>	<b>3721</b>	<b>350</b>	<b>5054</b>	<b>674</b>	<b>170</b>	<b>12</b>	<b>641</b>	<b>53</b>	<b>2022</b>	<b>129</b>	<b>2184</b>	<b>374</b>

# Adult and Juvenile Arrests By County, City and Other

ARRESTS BY OFFENSE	Washington		Westmoreland		Wise		Wythe		York		Total County	
	Adult	Juv	Adult	Juv	Adult	Juv	Adult	Juv	Adult	Juv	Adult	Juv
Murder	1	0	0	0	0	0	1	0	0	0	99	4
Negligent Manslaughter	0	0	0	0	0	0	0	0	0	0	2	0
Kidnaping	5	0	1	0	5	0	3	1	11	0	559	20
Sex Offenses, Forcible	9	0	1	0	6	1	1	0	12	4	614	160
Robbery	1	0	1	1	4	0	1	0	8	1	643	122
Aggravated Assault	21	1	4	1	36	2	18	1	15	5	1977	284
Simple Assault/Intimidation	236	12	79	1	294	17	46	16	213	62	17624	2886
Arson	1	2	0	0	3	0	1	0	1	2	100	65
Extortion/Blackmail	0	0	0	0	0	0	0	0	0	0	22	6
Burglary	59	1	1	2	25	0	26	5	29	10	2230	618
Larceny	349	12	20	2	177	8	107	1	296	51	13653	3151
Motor Vehicle Theft	4	0	0	0	8	1	6	4	3	1	487	120
Counterfeiting/Forgery	73	1	0	0	15	0	11	3	6	1	1308	38
Fraud	39	0	1	0	6	0	14	0	19	3	2136	65
Embezzlement	27	0	0	0	7	0	0	0	32	3	1025	34
Stolen Property	4	0	1	0	5	0	6	0	4	3	461	79
Vandalism	23	3	10	1	47	4	19	6	29	22	1933	803
Drug/Narcotic Offenses	203	12	18	0	92	2	150	6	274	41	16398	1547
Sex Offenses, Nonforcible	1	0	0	0	0	0	1	0	3	0	93	6
Pornography	3	1	0	0	0	0	0	0	1	0	80	15
Gambling	0	0	0	0	1	0	0	0	0	0	37	0
Prostitution	0	0	0	0	0	0	1	0	0	0	232	0
Bribery	0	0	0	0	0	0	0	0	0	0	7	0
Weapon Law Violations	13	2	5	0	27	0	19	2	19	5	1786	220
<b>TOTAL GROUP A</b>	<b>1072</b>	<b>47</b>	<b>142</b>	<b>8</b>	<b>758</b>	<b>35</b>	<b>431</b>	<b>45</b>	<b>975</b>	<b>214</b>	<b>63506</b>	<b>10243</b>
Bad Checks	126	0	6	0	134	0	6	0	3	0	3159	8
Curfew/Loitering/Vagrancy	1	0	0	0	0	0	0	0	0	0	51	668
Disorderly Conduct	7	2	8	0	24	1	9	2	6	24	1696	678
Driving Under Influence	157	2	67	0	191	3	150	0	245	4	17992	131
Drunkenness	172	1	34	0	237	3	222	1	120	4	15006	163
Family Offenses, Nonforcible	13	0	10	0	4	0	8	0	11	0	654	20
Liquor Laws Violations	20	10	6	2	17	4	27	1	54	42	3894	1240
Peeping Tom	0	0	0	0	0	0	0	0	1	0	29	4
Runaway	0	0	0	0	0	0	0	0	0	0	0	2799
Trespass of Real Property	41	0	7	0	42	0	14	2	29	3	2835	467
Conspiracy	0	0	0	0	1	0	2	0	0	0	82	0
All Other (except Traffic)	469	82	95	4	822	63	382	8	48	10	44810	2881
<b>TOTAL GROUP B</b>	<b>1006</b>	<b>97</b>	<b>233</b>	<b>6</b>	<b>1472</b>	<b>74</b>	<b>820</b>	<b>14</b>	<b>517</b>	<b>87</b>	<b>90208</b>	<b>9059</b>
<b>GRAND TOTAL</b>	<b>2078</b>	<b>144</b>	<b>375</b>	<b>14</b>	<b>2230</b>	<b>109</b>	<b>1251</b>	<b>59</b>	<b>1492</b>	<b>301</b>	<b>153714</b>	<b>19302</b>

# Adult and Juvenile Arrests By County, City and Other

ARRESTS BY OFFENSE	Alexandria		Bedford		Bristol		Buena Vista		Charlottesville		Chesapeake	
	Adult	Juv	Adult	Juv	Adult	Juv	Adult	Juv	Adult	Juv	Adult	Juv
Murder	4	1	0	0	0	0	0	0	0	0	4	0
Negligent Manslaughter	0	0	0	0	0	0	0	0	0	0	0	0
Kidnaping	4	0	3	0	3	0	0	0	21	0	25	0
Sex Offenses, Forcible	3	0	1	0	5	0	2	0	11	2	23	3
Robbery	48	17	3	0	6	0	0	0	32	3	33	5
Aggravated Assault	65	8	10	0	19	3	5	0	49	2	112	10
Simple Assault/Intimidation	443	97	71	6	182	8	19	2	415	0	1209	25
Arson	0	2	0	0	2	2	0	0	0	0	4	0
Extortion/Blackmail	1	0	0	0	0	0	0	0	0	0	2	0
Burglary	53	9	8	0	27	2	0	0	17	3	73	24
Larceny	422	133	40	6	121	6	20	0	167	8	917	31
Motor Vehicle Theft	20	11	1	0	2	0	1	0	2	0	8	2
Counterfeiting/Forgery	39	1	6	0	32	0	0	0	14	0	31	1
Fraud	84	2	4	0	25	0	1	0	66	1	82	1
Embezzlement	48	4	0	1	3	0	1	0	14	0	65	0
Stolen Property	8	8	4	0	9	0	1	0	9	1	21	0
Vandalism	56	18	6	4	14	0	4	0	63	3	31	4
Drug/Narcotic Offenses	372	58	45	0	207	3	10	0	217	2	925	62
Sex Offenses, Nonforcible	0	0	0	0	0	0	0	0	2	0	1	0
Pornography	0	0	0	0	0	0	0	0	3	0	2	0
Gambling	12	2	0	0	0	0	0	0	0	0	0	0
Prostitution	38	0	0	0	1	0	0	0	10	0	6	0
Bribery	1	0	0	0	0	0	0	0	0	0	0	0
Weapon Law Violations	18	11	7	1	18	1	4	0	29	2	101	3
<b>TOTAL GROUP A</b>	1739	382	209	18	676	25	68	2	1141	27	3675	171
Bad Checks	8	0	35	0	31	0	1	0	414	0	95	0
Curfew/Loitering/Vagrancy	6	0	0	3	0	0	0	0	0	0	5	98
Disorderly Conduct	158	16	6	2	4	0	3	1	50	0	50	7
Driving Under Influence	444	0	62	1	26	0	48	0	155	1	758	2
Drunkenness	695	6	53	0	420	1	78	0	540	0	637	6
Family Offenses, Nonforcible	0	0	1	0	10	0	0	0	2	0	6	0
Liquor Laws Violations	563	100	34	11	24	19	1	0	43	9	206	44
Peeping Tom	2	0	0	0	0	0	0	0	1	0	3	0
Runaway	0	290	0	0	0	0	0	0	0	12	0	0
Trespass of Real Property	299	21	38	2	36	1	1	0	170	1	300	21
Conspiracy	0	0	0	0	2	1	0	0	0	0	14	2
All Other (except Traffic)	830	41	83	9	415	23	79	0	1108	17	3064	114
<b>TOTAL GROUP B</b>	3005	474	312	28	968	45	211	1	2483	40	5138	294
<b>GRAND TOTAL</b>	4744	856	521	46	1644	70	279	3	3624	67	8813	465

# Adult and Juvenile Arrests By County, City and Other

ARRESTS BY OFFENSE	Colonial Heights		Covington		Danville		Emporia		Fairfax		Falls Church	
	Adult	Juv	Adult	Juv	Adult	Juv	Adult	Juv	Adult	Juv	Adult	Juv
Murder	0	0	4	0	10	1	0	0	0	0	0	0
Negligent Manslaughter	0	0	0	0	0	0	0	0	0	0	0	0
Kidnaping	2	0	0	0	8	0	0	0	1	0	0	0
Sex Offenses, Forcible	1	2	2	0	5	0	1	1	1	0	2	0
Robbery	13	0	1	0	20	5	3	0	5	0	2	1
Aggravated Assault	17	2	7	0	30	2	12	2	9	0	3	0
Simple Assault/Intimidation	137	25	86	3	572	10	81	12	62	2	32	1
Arson	1	6	1	0	0	0	0	2	1	0	0	0
Extortion/Blackmail	0	0	0	0	0	0	0	0	0	0	0	0
Burglary	17	10	9	2	23	6	1	0	2	0	0	0
Larceny	464	165	29	4	530	41	35	10	45	6	44	7
Motor Vehicle Theft	3	1	3	0	3	0	3	0	2	0	0	0
Counterfeiting/Forgery	26	0	1	1	20	1	3	0	6	0	8	0
Fraud	33	0	1	0	102	0	5	0	15	1	3	0
Embezzlement	39	0	2	0	20	0	0	0	6	0	2	0
Stolen Property	10	1	0	0	12	0	0	0	2	1	0	0
Vandalism	22	19	5	0	81	3	6	9	13	0	22	45
Drug/Narcotic Offenses	240	25	10	1	361	13	73	5	32	8	28	5
Sex Offenses, Nonforcible	0	0	0	0	2	0	0	0	0	0	0	0
Pornography	2	0	1	0	0	1	0	0	0	0	0	0
Gambling	0	0	0	0	7	0	0	0	0	0	0	0
Prostitution	0	0	0	0	14	0	0	0	0	0	0	0
Bribery	0	0	0	0	1	0	0	0	0	0	0	0
Weapon Law Violations	46	4	1	1	91	8	2	1	2	1	3	0
<b>TOTAL GROUP A</b>	1073	260	163	12	1912	91	225	42	204	19	149	59
Bad Checks	12	0	0	0	91	0	23	0	2	0	1	0
Curfew/Loitering/Vagrancy	0	43	0	0	1	63	2	23	0	0	0	0
Disorderly Conduct	33	8	7	1	55	3	11	4	7	0	8	2
Driving Under Influence	297	1	27	0	274	2	52	0	132	0	86	1
Drunkenness	141	3	96	2	628	0	63	2	158	1	121	2
Family Offenses, Nonforcible	24	0	0	0	11	0	4	0	1	0	0	0
Liquor Laws Violations	111	20	23	10	58	12	6	4	14	1	19	5
Peeping Tom	2	0	0	0	0	0	0	0	0	0	0	0
Runaway	0	26	0	0	0	0	0	0	0	0	0	0
Trespass of Real Property	34	37	11	2	206	8	31	5	16	0	48	1
Conspiracy	0	0	0	0	0	0	0	0	0	0	0	0
All Other (except Traffic)	1023	42	82	1	1940	46	216	14	14	2	132	13
<b>TOTAL GROUP B</b>	1677	180	246	16	3264	134	408	52	344	4	415	24
<b>GRAND TOTAL</b>	2750	440	409	28	5176	225	633	94	548	23	564	83



# Adult and Juvenile Arrests By County, City and Other

ARRESTS BY OFFENSE	Franklin		Fredericksburg		Galax		Hampton		Harrisonburg		Hopewell	
	Adult	Juv	Adult	Juv	Adult	Juv	Adult	Juv	Adult	Juv	Adult	Juv
Murder	2	0	3	0	1	0	13	2	0	0	2	0
Negligent Manslaughter	0	0	0	0	0	0	0	0	0	0	0	0
Kidnaping	1	0	12	0	2	0	32	3	4	0	0	0
Sex Offenses, Forcible	1	1	13	2	0	0	36	16	3	0	9	1
Robbery	4	0	8	0	1	0	75	24	8	3	9	1
Aggravated Assault	4	3	49	0	11	1	102	24	45	1	48	1
Simple Assault/Intimidation	101	4	269	7	75	10	937	209	222	19	196	13
Arson	1	2	0	0	0	0	5	2	1	0	0	0
Extortion/Blackmail	0	0	2	0	0	0	0	0	0	0	1	0
Burglary	5	7	17	1	12	0	73	49	18	2	26	15
Larceny	61	19	341	62	106	14	848	309	144	20	47	9
Motor Vehicle Theft	2	0	0	0	2	0	10	9	2	1	0	0
Counterfeiting/Forgery	4	0	28	0	6	0	35	4	19	0	12	0
Fraud	2	0	61	4	4	0	82	4	43	1	16	0
Embezzlement	8	0	20	0	2	0	40	1	16	0	5	0
Stolen Property	2	0	5	0	6	0	32	8	13	0	5	4
Vandalism	11	1	38	4	15	2	62	24	40	3	40	2
Drug/Narcotic Offenses	33	7	234	10	39	2	910	81	269	17	140	11
Sex Offenses, Nonforcible	1	0	0	0	0	0	6	1	1	0	0	1
Pornography	0	0	1	0	0	0	0	4	0	0	0	0
Gambling	0	0	0	0	0	0	2	0	0	0	0	0
Prostitution	0	0	4	0	2	0	9	0	0	0	0	0
Bribery	0	0	0	0	0	0	0	0	0	0	0	0
Weapon Law Violations	13	1	8	0	8	1	133	27	24	5	14	0
<b>TOTAL GROUP A</b>	256	45	1113	90	292	30	3442	801	872	72	570	58
Bad Checks	6	0	25	0	52	0	12	0	45	0	14	0
Curfew/Loitering/Vagrancy	0	6	0	0	0	0	2	350	0	3	0	14
Disorderly Conduct	9	4	13	0	3	0	6	59	34	7	31	1
Driving Under Influence	22	0	283	1	69	2	521	3	250	0	45	1
Drunkenness	43	2	395	2	114	1	965	9	655	1	115	1
Family Offenses, Nonforcible	1	0	9	0	10	0	64	1	14	2	11	0
Liquor Laws Violations	8	6	105	9	17	5	53	16	656	2	16	3
Peeping Tom	0	0	0	0	0	0	0	0	2	0	0	0
Runaway	0	0	0	0	0	0	0	351	0	0	0	7
Trespass of Real Property	12	5	90	0	18	1	278	41	99	4	16	3
Conspiracy	0	0	3	0	2	0	0	0	0	0	0	0
All Other (except Traffic)	169	5	643	35	126	4	3182	122	1526	10	312	32
<b>TOTAL GROUP B</b>	270	28	1566	47	411	13	5083	952	3281	29	560	62
<b>GRAND TOTAL</b>	526	73	2679	137	703	43	8525	1753	4153	101	1130	120

# Adult and Juvenile Arrests By County, City and Other

ARRESTS BY OFFENSE	Lexington		Lynchburg		Manassas		Manassas Park		Martinsville		Newport News	
	Adult	Juv	Adult	Juv	Adult	Juv	Adult	Juv	Adult	Juv	Adult	Juv
Murder	0	0	3	0	1	0	0	0	0	0	11	4
Negligent Manslaughter	0	0	0	0	0	0	0	0	0	0	0	0
Kidnaping	0	0	21	0	0	0	5	0	0	0	23	1
Sex Offenses, Forcible	2	0	14	5	8	0	0	1	1	0	31	7
Robbery	0	0	18	6	16	0	5	0	5	1	68	29
Aggravated Assault	0	0	35	6	39	4	2	0	15	1	202	23
Simple Assault/Intimidation	9	0	756	49	174	8	47	2	185	24	1227	201
Arson	0	0	3	1	1	3	0	0	0	1	2	14
Extortion/Blackmail	0	0	0	0	1	0	0	0	0	0	0	0
Burglary	0	2	34	10	5	7	1	1	19	1	91	66
Larceny	5	0	431	26	78	7	17	4	66	9	560	329
Motor Vehicle Theft	1	0	2	0	4	2	2	0	7	0	35	27
Counterfeiting/Forgery	1	0	28	0	15	1	1	0	12	0	57	4
Fraud	1	0	45	0	22	1	1	0	19	2	80	1
Embezzlement	2	0	25	0	6	0	0	0	3	0	41	2
Stolen Property	0	0	26	1	3	0	3	0	0	0	29	15
Vandalism	3	0	60	10	18	3	3	7	25	1	80	58
Drug/Narcotic Offenses	14	0	693	36	118	2	78	3	82	5	1462	172
Sex Offenses, Nonforcible	0	0	2	0	4	0	0	0	0	0	1	0
Pornography	0	0	0	0	1	0	0	0	0	0	1	1
Gambling	0	0	1	0	0	0	0	0	2	0	2	3
Prostitution	0	0	14	0	0	0	0	0	0	0	55	0
Bribery	0	0	0	0	0	0	0	0	0	0	1	0
Weapon Law Violations	1	0	54	7	9	0	5	1	17	2	178	41
<b>TOTAL GROUP A</b>	39	2	2265	157	523	38	170	19	458	47	4237	998
Bad Checks	0	0	53	0	14	0	1	0	2	0	5	0
Curfew/Loitering/Vagrancy	0	0	0	0	0	0	0	0	0	0	7	201
Disorderly Conduct	4	0	68	13	41	4	22	1	34	4	36	61
Driving Under Influence	56	0	277	1	155	1	114	1	52	1	403	9
Drunkenness	49	0	507	1	289	2	122	0	155	0	794	9
Family Offenses, Nonforcible	0	0	17	0	3	0	1	0	0	0	149	3
Liquor Laws Violations	8	1	226	13	102	10	10	6	34	3	8	23
Peeping Tom	1	0	1	0	0	0	1	0	0	0	5	1
Runaway	0	0	0	53	0	0	0	0	0	0	0	827
Trespass of Real Property	1	0	312	5	20	0	7	4	14	1	144	198
Conspiracy	0	0	0	0	0	0	0	0	0	0	0	0
All Other (except Traffic)	6	0	2265	98	290	20	113	9	537	28	348	499
<b>TOTAL GROUP B</b>	125	1	3726	184	914	37	391	21	828	37	1899	1831
<b>GRAND TOTAL</b>	164	3	5991	341	1437	75	561	40	1286	84	6136	2829

# Adult and Juvenile Arrests By County, City and Other

ARRESTS BY OFFENSE	Norfolk		Norton		Petersburg		Poquoson		Portsmouth		Radford	
	Adult	Juv	Adult	Juv	Adult	Juv	Adult	Juv	Adult	Juv	Adult	Juv
Murder	13	1	0	0	7	0	1	0	12	0	1	0
Negligent Manslaughter	0	0	0	0	2	0	0	0	1	0	0	0
Kidnaping	26	2	0	0	25	1	2	0	32	1	3	0
Sex Offenses, Forcible	28	2	2	1	11	2	2	0	18	1	8	1
Robbery	51	6	2	0	37	8	2	0	75	15	2	0
Aggravated Assault	78	5	3	0	98	10	6	2	116	1	24	0
Simple Assault/Intimidation	989	10	21	4	520	32	30	9	983	9	143	2
Arson	4	0	0	1	0	1	0	3	2	0	0	0
Extortion/Blackmail	0	0	0	0	0	0	0	0	0	0	0	0
Burglary	57	14	5	9	47	6	5	5	77	4	22	0
Larceny	701	80	246	44	185	21	16	7	336	10	64	4
Motor Vehicle Theft	0	0	0	0	0	0	3	1	14	3	3	0
Counterfeiting/Forgery	30	0	5	0	24	0	3	1	45	0	8	0
Fraud	36	5	5	0	41	0	2	2	70	1	34	0
Embezzlement	12	1	1	0	11	0	2	0	9	0	2	0
Stolen Property	24	5	0	0	22	10	0	0	44	0	3	0
Vandalism	39	0	5	1	56	7	9	1	94	6	20	0
Drug/Narcotic Offenses	440	2	40	2	388	16	64	17	571	11	147	3
Sex Offenses, Nonforcible	0	0	0	0	1	1	0	0	1	0	0	0
Pornography	2	0	0	0	0	0	0	0	1	0	1	0
Gambling	0	0	0	0	0	0	0	0	11	0	0	0
Prostitution	195	0	0	0	7	0	0	0	23	0	0	0
Bribery	1	0	0	0	0	0	0	0	0	0	0	0
Weapon Law Violations	85	3	6	0	74	7	3	2	111	1	7	0
<b>TOTAL GROUP A</b>	2811	136	341	62	1556	122	150	50	2646	63	492	10
Bad Checks	43	0	0	0	12	0	0	0	14	0	35	0
Curfew/Loitering/Vagrancy	0	0	0	0	0	1	0	2	2	152	1	1
Disorderly Conduct	576	64	13	1	80	0	1	0	80	4	18	0
Driving Under Influence	562	1	118	2	100	0	23	0	202	0	95	0
Drunkenness	1981	8	133	1	90	0	16	2	341	0	205	0
Family Offenses, Nonforcible	197	2	0	0	28	0	5	0	121	0	2	0
Liquor Laws Violations	606	19	19	5	38	2	11	11	59	7	454	2
Peeping Tom	2	0	0	0	0	0	0	0	1	0	1	0
Runaway	0	94	0	0	0	9	0	0	0	0	0	0
Trespass of Real Property	755	107	68	5	95	2	4	0	870	5	20	0
Conspiracy	0	0	0	0	0	0	0	0	0	0	1	0
All Other (except Traffic)	5362	2471	108	3	1186	23	17	10	3049	50	284	4
<b>TOTAL GROUP B</b>	10084	2766	459	17	1629	37	77	25	4739	218	1116	7
<b>GRAND TOTAL</b>	12895	2902	800	79	3185	159	227	75	7385	281	1608	17

# Adult and Juvenile Arrests By County, City and Other

ARRESTS BY OFFENSE	Richmond		Roanoke		Salem		Staunton		Suffolk		Virginia Beach	
	Adult	Juv	Adult	Juv	Adult	Juv	Adult	Juv	Adult	Juv	Adult	Juv
Murder	47	0	2	1	0	0	1	0	6	0	22	2
Negligent Manslaughter	3	0	1	0	0	0	0	0	0	0	0	0
Kidnaping	65	1	14	1	4	0	3	0	24	6	45	7
Sex Offenses, Forcible	44	11	21	2	3	0	11	1	18	2	62	15
Robbery	173	14	69	11	7	0	8	0	20	2	120	46
Aggravated Assault	393	13	239	15	11	2	10	1	55	9	123	24
Simple Assault/Intimidation	1880	325	1283	108	137	24	200	13	572	6	2873	520
Arson	14	4	8	3	1	3	1	0	7	1	9	6
Extortion/Blackmail	4	19	1	0	2	0	0	0	0	0	7	10
Burglary	101	29	118	18	28	1	9	2	37	5	167	87
Larceny	749	74	1043	207	226	47	143	25	255	13	1157	582
Motor Vehicle Theft	36	12	60	23	26	2	0	0	0	0	30	20
Counterfeiting/Forgery	50	3	39	1	23	0	5	0	13	0	115	7
Fraud	269	12	131	1	25	0	25	3	29	0	240	5
Embezzlement	24	1	56	3	16	3	3	0	15	0	67	1
Stolen Property	48	6	6	0	0	0	0	0	9	1	39	10
Vandalism	185	38	105	33	15	1	27	2	48	1	182	97
Drug/Narcotic Offenses	1742	69	941	44	153	11	154	26	321	9	1343	228
Sex Offenses, Nonforcible	3	1	1	0	0	0	1	0	1	0	3	2
Pornography	0	1	3	0	2	0	4	0	1	0	5	2
Gambling	0	0	0	0	0	0	0	0	9	0	7	0
Prostitution	140	0	101	0	1	0	0	0	1	1	50	0
Bribery	0	0	0	0	0	0	0	0	0	0	0	0
Weapon Law Violations	236	23	87	12	28	2	10	5	52	2	207	37
<b>TOTAL GROUP A</b>	<b>6206</b>	<b>656</b>	<b>4329</b>	<b>483</b>	<b>708</b>	<b>96</b>	<b>615</b>	<b>78</b>	<b>1493</b>	<b>58</b>	<b>6873</b>	<b>1708</b>
Bad Checks	25	0	15	0	14	1	18	0	37	0	48	1
Curfew/Loitering/Vagrancy	0	53	0	22	0	0	0	0	0	31	106	682
Disorderly Conduct	195	150	46	89	46	13	25	6	64	0	721	93
Driving Under Influence	615	3	459	3	92	2	121	4	378	4	2510	18
Drunkenness	989	4	2089	6	208	3	238	0	151	0	3645	37
Family Offenses, Nonforcible	201	13	21	1	4	1	0	0	27	0	54	0
Liquor Laws Violations	213	6	468	9	21	6	62	37	85	0	955	301
Peeping Tom	2	0	4	0	0	0	0	0	0	0	10	0
Runaway	0	0	0	24	0	2	0	0	0	0	0	1
Trespass of Real Property	1187	57	666	27	22	2	46	9	162	1	544	103
Conspiracy	0	0	0	0	0	0	0	0	0	0	0	0
All Other (except Traffic)	4702	41	1372	109	565	19	813	39	728	15	7879	261
<b>TOTAL GROUP B</b>	<b>8129</b>	<b>327</b>	<b>5140</b>	<b>290</b>	<b>972</b>	<b>49</b>	<b>1323</b>	<b>95</b>	<b>1632</b>	<b>51</b>	<b>16472</b>	<b>1497</b>
<b>GRAND TOTAL</b>	<b>14335</b>	<b>983</b>	<b>9469</b>	<b>773</b>	<b>1680</b>	<b>145</b>	<b>1938</b>	<b>173</b>	<b>3125</b>	<b>109</b>	<b>23345</b>	<b>3205</b>

# Adult and Juvenile Arrests By County, City and Other

ARRESTS BY OFFENSE	Waynesboro		Williamsburg		Winchester		Total City	
	Adult	Juv	Adult	Juv	Adult	Juv	Adult	Juv
Murder	0	0	0	0	0	0	170	12
Negligent Manslaughter	0	0	0	0	0	0	7	0
Kidnaping	9	0	5	0	3	0	427	23
Sex Offenses, Forcible	9	0	0	3	7	0	419	82
Robbery	13	3	11	3	6	0	979	203
Aggravated Assault	11	0	13	0	14	0	2084	175
Simple Assault/Intimidation	190	14	85	11	236	26	17649	1850
Arson	3	0	0	0	3	0	74	57
Extortion/Blackmail	0	0	0	0	0	0	21	29
Burglary	16	2	3	0	7	1	1230	400
Larceny	239	21	38	1	219	129	11155	2490
Motor Vehicle Theft	3	0	1	1	0	0	291	115
Counterfeiting/Forgery	21	0	15	0	7	0	807	25
Fraud	26	2	11	0	16	0	1757	49
Embezzlement	9	4	0	0	10	0	605	21
Stolen Property	3	2	9	0	5	0	412	73
Vandalism	21	8	6	3	16	7	1546	425
Drug/Narcotic Offenses	109	7	62	2	187	11	13254	986
Sex Offenses, Nonforcible	0	0	0	0	1	0	32	6
Pornography	1	0	0	0	0	0	31	9
Gambling	0	0	0	0	0	0	53	5
Prostitution	2	0	0	0	0	0	673	1
Bribery	0	0	0	0	0	0	4	0
Weapon Law Violations	10	0	3	0	14	2	1719	214
<b>TOTAL GROUP A</b>	695	63	262	24	751	176	55399	7250
Bad Checks	8	0	1	0	16	0	1228	2
Curfew/Loitering/Vagrancy	0	1	0	0	0	0	132	1749
Disorderly Conduct	21	6	3	6	11	0	2593	630
Driving Under Influence	160	1	112	0	199	2	10354	68
Drunkenness	203	2	153	0	118	0	18393	114
Family Offenses, Nonforcible	3	0	3	0	5	0	1009	23
Liquor Laws Violations	17	9	31	2	70	14	5454	762
Peeping Tom	0	0	0	0	1	0	39	1
Runaway	0	37	0	0	0	2	0	1735
Trespass of Real Property	30	9	7	3	34	2	6711	693
Conspiracy	0	0	0	0	0	0	22	3
All Other (except Traffic)	484	17	27	1	923	9	46002	4256
<b>TOTAL GROUP B</b>	926	82	337	12	1377	29	91937	10036
<b>GRAND TOTAL</b>	1621	145	599	36	2128	205	147336	17286

# Adult and Juvenile Arrests By County, City and Other

ARRESTS BY OFFENSE	College/Univ		Other Agency		Total Other			Total State	
	Adult	Juv	Adult	Juv	Adult	Juv		Adult	Juv
Murder	1	0	0	0	1	0		270	16
Negligent Manslaughter	0	0	2	0	2	0		11	0
Kidnaping	1	0	0	0	1	0		987	43
Sex Offenses, Forcible	2	0	1	0	3	0		1036	242
Robbery	1	0	0	0	1	0		1623	325
Aggravated Assault	9	0	4	0	13	0		4074	459
Simple Assault/Intimidation	57	2	20	0	77	2		35350	4738
Arson	4	0	0	0	4	0		178	122
Extortion/Blackmail	1	0	0	0	1	0		44	35
Burglary	3	0	1	0	4	0		3464	1018
Larceny	76	3	75	3	151	6		24959	5647
Motor Vehicle Theft	3	0	13	1	16	1		794	236
Counterfeiting/Forgery	20	0	142	1	162	1		2277	64
Fraud	14	0	91	3	105	3		3998	117
Embezzlement	7	0	28	0	35	0		1665	55
Stolen Property	15	0	5	0	20	0		893	152
Vandalism	40	1	10	0	50	1		3529	1229
Drug/Narcotic Offenses	277	8	145	4	422	12		30074	2545
Sex Offenses, Nonforcible	0	0	0	0	0	0		125	12
Pornography	2	0	0	0	2	0		113	24
Gambling	0	0	8	0	8	0		98	5
Prostitution	0	0	0	0	0	0		905	1
Bribery	0	0	2	0	2	0		13	0
Weapon Law Violations	8	0	165	9	173	9		3678	443
<b>TOTAL GROUP A</b>	541	14	712	21	1253	35		120158	17528
Bad Checks	0	0	2	0	2	0		4389	10
Curfew/Loitering/Vagrancy	0	0	0	0	0	0		183	2417
Disorderly Conduct	89	0	31	1	120	1		4409	1309
Driving Under Influence	371	3	77	0	448	3		28794	202
Drunkenness	960	2	253	3	1213	5		34612	282
Family Offenses, Nonforcible	3	0	17	1	20	1		1683	44
Liquor Laws Violations	824	26	1458	75	2282	101		11630	2103
Peeping Tom	1	0	0	0	1	0		69	5
Runaway	0	0	0	0	0	0		0	4534
Trespass of Real Property	283	4	241	9	524	13		10070	1173
Conspiracy	1	0	0	0	1	0		105	3
All Other (except Traffic)	393	5	1748	77	2141	82		92953	7219
<b>TOTAL GROUP B</b>	2925	40	3827	166	6752	206		188897	19301
<b>GRAND TOTAL</b>	3466	54	4539	187	8005	241		309055	36829